

WEBCON **BPS 2022 R4**

history of changes for version 2022.1.4.311

Table of Contents

1. Before upgrading WEBCON BPS.....	3
1.1. Important information.....	3
1.2. General.....	3
2. Bug fixes	4
2.1. Portal	4
2.2. Form	4
2.3. Designer Studio.....	4
2.4. Actions	4

1. Before upgrading WEBCON BPS

1.1. Important information

- To avoid interruptions in the system operation, make sure that WEBCON BPS licenses are up to date. To do this, verify the availability of the **WEBCON BPS Server 2022** license in the license report. This report is available from **WEBCON BPS Designer Studio -> system menu in the upper left corner -> Licenses**. Current licenses must be downloaded if necessary.
- If the changelog contains a section titled "Changes to existing features", please verify whether the changes will impact your implemented system in any way.

1.2. General

- Please remember that **WEBCON BPS Authorization Service** (auth.webconbps.com) will be retired by the end of 2023. Users that have **WEBCON BPS Authorization Service** configured in their system should consider switching to other authentication providers.

The system's built-in authentication providers (OpenID Connect or ADFS) should be used instead of **WEBCON BPS Authorization Service**.

2. Bug fixes

2.1. Portal

- Changed the message informing the user that they do not have permissions to display a **List of substitutions**.
- The **SearchIndex source** option can no longer be selected for **Document templates** Reports.
- Fixed errors caused by date formatting after setting Portal to Danish language.

2.2. Form

- Fixed a bug that prevented the correct validation of form fields in case of their large number on the form, which was supported by the message "Error during saga execution".
- Fixed an error that occurred when changing the order of **Form fields** on the form. This fix will clear up duplicate field ordinal numbers, therefore the order of existing fields may change.
- Fixed an issue that prevented attachments from being deleted if their name contained an ampersand (&).
This was caused by & being a special character in XML.
The fix changes all & characters into their XML counterpart, &
- Standardized the way the **Choice field** target values are set on the form in **OCR verification mode**. Previously, when that form field was configured to allow multiple values to be selected, the new value was added to the previous one – now it overwrites it.
- Fixed an issue that occurred when adding new rows to an **Item list** with grouping active.
- Improved loading of a file preview in **OCR verification mode** when **working on behalf of another user**.

2.3. Designer Studio

- Fixed a bug that caused instances imported with the **Dictionary process** to be assigned to the wrong business entity.

2.4. Actions

- Improved the way that privileges are granted to edit/read files on OneDrive. Only properly authorized users will now be able to edit such files.

WEBCON **BPS 2022 R4**

history of changes for version 2022.1.4.297

Table of Contents

1. Before upgrading WEBCON BPS	3
1.1. Important information.....	3
1.2. General.....	3
2. New features	4
2.1. General.....	4
3. Bug fixes	5
3.1. Portal	5
3.2. Form	5
3.3. Designer Studio.....	5
3.4. Data sources.....	5

1. Before upgrading WEBCON BPS

1.1. Important information

- To avoid interruptions in the system operation, make sure that WEBCON BPS licenses are up to date. To do this, verify the availability of the **WEBCON BPS Server 2022** license in the license report. This report is available from **WEBCON BPS Designer Studio -> system menu in the upper left corner -> Licenses**. Current licenses must be downloaded if necessary.
- If the changelog contains a section titled "Changes to existing features", please verify whether the changes will impact your implemented system in any way.

1.2. General

- Please remember that **WEBCON BPS Authorization Service** (auth.webconbps.com) will be retired by the end of 2023. Users that have **WEBCON BPS Authorization Service** configured in their system should consider switching to other authentication providers.

The system's built-in authentication providers (OpenID Connect or ADFS) should be used instead of **WEBCON BPS Authorization Service**.

2. New features

2.1. General

- Added an index for the **Calendars** table, which should noticeably increase query speed.

3. Bug fixes

3.1. Portal

- Disabled user license checking from the **Admin panel** for Cloud installations.

3.2. Form

- Fixed a timeout error that occurred when removing workflow instances at the form level. Additionally, an associated bug has been fixed that either prevented instance archiving or extended its processing time considerably.

3.3. Designer Studio

- Fixed an issue that prevented **Mass notifications** from being sent if they had **Use custom send rules for user notifications** enabled. The error occurred when using "Date of task creation" and "Date of task modification" properties.
- Fixed a bug that caused duplicate automation IDs when generating process documentation.

3.4. Data sources

- Fixed a bug that occurred when trying to reference **Dictionary processes** where form field names contained the characters ":", "}", "{", so that they could not be converted correctly to XML. This has been fixed by replacing these characters with the tilde "~".

WEBCON **BPS 2022 R4**

history of changes for version 2022.1.4.291

Table of Contents

1. Before upgrading WEBCON BPS	3
1.1. Important information.....	3
1.2. General.....	3
2. Bug fixes	4
2.1. General.....	4
2.2. Portal	4
2.3. Form	4
2.4. Actions	4

1. Before upgrading WEBCON BPS

1.1. Important information

- To avoid interruptions in the system operation, make sure that WEBCON BPS licenses are up to date. To do this, verify the availability of the **WEBCON BPS Server 2022** license in the license report. This report is available from **WEBCON BPS Designer Studio -> system menu in the upper left corner -> Licenses**. Current licenses must be downloaded if necessary.
- If the changelog contains a section titled "Changes to existing features", please verify whether the changes will impact your implemented system in any way.

1.2. General

- Please remember that **WEBCON BPS Authorization Service** (auth.webconbps.com) will be retired by the end of 2023. Users that have **WEBCON BPS Authorization Service** configured in their system should consider switching to other authentication providers.

The system's built-in authentication providers (OpenID Connect or ADFS) should be used instead of **WEBCON BPS Authorization Service**.

2. Bug fixes

2.1. General

- Fixed an issue that would prevent version 2021 R5 from being updated to version 2022 R4 and newer. This issue was caused by SDK actions configured to be triggered cyclically in a transaction.

2.2. Portal

- Fixed an issue with displaying workflow instances, reports, forms in relation to a group of languages (such as Swedish, Finnish, Croatian, Norwegian, Lithuanian) for which the default negative sign was minus (U+2212) and not the standard hyphen-minus (U+002D).

2.3. Form

- Fixed an error of the **MAX** and **MIN** functions where numbers greater than 1000 were treated as dates.

2.4. Actions

- Aligned the operation of the **Add a substitution** action configured in Basic and SQL query modes – in both cases, if the specified **Substitution start date** is < today, this date will automatically be replaced with the current date.

WEBCON **BPS 2022 R4**

history of changes for version 2022.1.4.288

Table of Contents

1. Before upgrading WEBCON BPS.....	3
1.1. Important information.....	3
1.2. General.....	3
2. Information.....	4
2.1. Important information.....	4
3. Security fixes.....	5
3.1. General.....	5
4. Bug fixes.....	6
4.1. General.....	6
4.2. Portal.....	6
4.3. Form.....	6
4.4. Designer Studio.....	6
4.5. Actions.....	7
4.6. Data sources.....	7
4.7. API & SDK.....	7

1. Before upgrading WEBCON BPS

1.1. Important information

- To avoid interruptions in the system operation, make sure that WEBCON BPS licenses are up to date. To do this, verify the availability of the **WEBCON BPS Server 2022** license in the license report. This report is available from **WEBCON BPS Designer Studio -> system menu in the upper left corner -> Licenses**. Current licenses must be downloaded if necessary.
- If the changelog contains a section titled "Changes to existing features", please verify whether the changes will impact your implemented system in any way.

1.2. General

- Please remember that **WEBCON BPS Authorization Service** (auth.webconbps.com) will be retired by the end of 2023. Users that have **WEBCON BPS Authorization Service** configured in their system should consider switching to other authentication providers.

The system's built-in authentication providers (OpenID Connect or ADFS) should be used instead of **WEBCON BPS Authorization Service**.

2. Information

2.1. Important information

- Fixed an issue that caused instances indexed in the **SearchIndex** database to have their dates converted to UTC – which could cause incongruencies when searching and filtering data on **Reports** that use a **SearchIndex source**. The error occurred from version 2022.1.4.174 to 2022.1.4.274, and in all published versions of 2023 R1.

In order to fix existing date indexes, add **Reindex all databases** (or a specific database) to the **SOLR indexer queue**.

3. Security fixes

3.1. General

- Fixed a bug where the security system, designed to protect against Cross-Site Request Forgery (CSRF) attacks, failed to start despite the correct configuration.

4. Bug fixes

4.1. General

- Fixed a bug where error notifications sent by the **MailApproval** functionality were delivered in a language other than the configured one.
- Fixed an issue that would prevent version 2021 R5 from being updated to version 2022 R4 and newer. This issue was caused by SDK actions configured to be triggered cyclically in a transaction.

4.2. Portal

- Fixed an issue related to the unavailability of the SOLR server which resulted in displaying the **ServiceLocationProvider must be set** error while working in Portal.
- Fixed an issue with displaying substitution tasks in the **My tasks** view. Tasks would be shown in the task list, but would not appear in search results.
- Fixed a bug that prevented the correct display of reports when using the **Substitutes** functionality in **Acting on behalf of** mode. In addition, when selecting the replaced person subordinate view and switching to **Direct subordinate's view**, the data of the respective subordinate are now correctly displayed.

4.3. Form

- Fixed an issue where a **Form rule invoked after callback** defined on an **Item list** would not be invoked by an **Autocomplete** choice column if it had a **Target field** defined.
- Fixed the **Target field** mechanism in **Choice fields** for setting the values in **Item lists** that have grouping enabled. When a column value had been set that altered the order of rows, further values would not have been set correctly.
- Fixed an issue with importing data from Excel to an **Item list**. If the source sheet contains accounting formatting, only the number itself will be imported.
- Improved the refreshing of values in **Item list** columns that use a data source. Filters defined on these data sources that make use of other values entered on the form will correctly filter available values.

4.4. Designer Studio

- Fixed a bug that prevented the preview of an email template when the **SELECT VALUES** function had been inserted into it.

- Fixed an issue that occurred during process import and prevented the transfer of the **Chart** report configuration, namely its **Label description** and **Grouping** settings, to the target environment.

4.5. Actions

- Fixed an issue in the **Change value of single field** action that prevented it from changing the values of **E-mail** and **Image** type form fields.
- The configuration of **Invoke SOAP Web service** actions will now display parameters that are an enum within a table of complex types. Additionally, unsupported parameter types (i.e. table of tables or complex types within a table of complex types) will be shown in the configuration if they have configured mapping.

4.6. Data sources

- Expanded the message of ORA-00904 error that occurs when querying a database to include the final contents of the Oracle query. Furthermore, a tooltip has been included in the Oracle data source configuration window to notify users of unsupported column aliases enclosed in quotation marks within queries.
- Fixed a bug that caused multiplication of the request value on the Swagger endpoint list after invoking the **Rest Web Service** data source.

4.7. API & SDK

- Fixed an issue related to insufficient privilege levels that prevented data from being loaded via **TemporaryEntitiesManager**.

WEBCON **BPS 2022 R4**

history of changes for version 2022.1.4.274

Table of Contents

1. Before upgrading WEBCON BPS.....	3
1.1. Important information.....	3
1.2. General.....	3
2. Changes to existing features	4
2.1. Form	4
2.2. Actions	4
3. Bug fixes	5
3.1. Portal	5
3.2. Form	5
3.3. Designer Studio.....	5
3.4. Actions	6
3.5. Rules.....	6
3.6. Data sources.....	6
3.7. Service.....	6
3.8. API & SDK	6

1. Before upgrading WEBCON BPS

1.1. Important information

- To avoid interruptions in the system operation, make sure that WEBCON BPS licenses are up to date. To do this, verify the availability of the **WEBCON BPS Server 2022** license in the license report. This report is available from **WEBCON BPS Designer Studio -> system menu in the upper left corner -> Licenses**. Current licenses must be downloaded if necessary.
- If the changelog contains a section titled "Changes to existing features", please verify whether the changes will impact your implemented system in any way.

1.2. General

- Please remember that **WEBCON BPS Authorization Service** (auth.webconbps.com) will be retired by the end of 2023. Users that have **WEBCON BPS Authorization Service** configured in their system should consider switching to other authentication providers.

The system's built-in authentication providers (OpenID Connect or ADFS) should be used instead of **WEBCON BPS Authorization Service**.

2. Changes to existing features

2.1. Form

- Added scrolling functionality in the search panel on reports with a large number of fields.

2.2. Actions

- It is now possible in the **Add a substitution** action to define substitutions for people who do not have an active account in the system.

3. Bug fixes

3.1. Portal

- Fixed an error where the hint window displayed after clicking on the search bar in WEBCON BPS Portal was missing translations of suggested values according to the user's language.
- Fixed grouping by date columns on **Reports**.
- Extended the timeout for opening the attachment editing application from 2 to 4 seconds.
- Fixed an SQL query error in the **Add a substitution** action generated from the configured **Absence process**.
- Fixed incorrect comparison of user logins in the **Absence process** when using a custom company structure. As a result, the **Vacation schedule** did not display the current vacation data correctly.

3.2. Form

- Fixed an issue with scaling and the scroll bar in the status panel on the form.
- Fixed an issue where translations weren't displayed correctly for values in a **Choice field** in dropdown mode.
- Fixed a bug that occurred when executing the **Change value of single field** action which erased values from the **Single line of text** form field configured as **Image field**.
- Fixed a bug due to which a value filter in the **SearchIndex** report column was case-sensitive. Currently – in contrast to the **Contains** mode – the **Starts** filter mode is case-insensitive.

3.3. Designer Studio

- Introduced additional validation of the package created during application export – if the attempt to generate it fails, the export will be aborted.
- Fixed a bug due to which the system did not retrieve last value from the **Multiple lines of text** form field in **Append mode**.
- Fixed a bug that occurred when substituting values provided by a variable in the JsonGrid control while invoking the **Rest Web Service** data source.
- Fixed an issue with connecting to Exchange (invalid certificate) occurring during **HotMailBox** configuration.

- Fixed a bug due to which the **NOW** and **TODAY** functions did not work when the advanced coloring mode had been configured for a report.
- Fixed an error stating that the elements of a report **View** used on the **Dashboard** were not translated when the View had already been deleted. The error message appeared when trying to export a related application.
- Fixed an error that prevented the configuration of **HotFolders** and **HotMailBoxes**.

3.4. Actions

- Fixed an issue in the **Generate an RS report** action that prevented it from working with https.

3.5. Rules

- Fixed a bug where the **TEXT TO DECIMAL** function used in the **Form rule** returned an error when no value was entered in the associated **Choice field**.
- Fixed a bug pertaining to multiplying, dividing and comparing numbers in form rules in the asynchronous mode and to executing the **FOR EACH ROW** and multiline rules in this mode.

3.6. Data sources

- Information on the **REST connection** authentication types has been included in the context-sensitive help.
- Fixed an issue with filtering data sources by a date column.
- Fixed a bug that occurred when searching for phrases containing square brackets "[]" among the values of a **Choice field (Autocomplete)** configured based on a **REST Web Service** data source.

3.7. Service

- Fixed the logging of the **HotMailBox** module in the Service by enhancing the handling of errors related to retrieving attachments to e-mails sent from the HotMailBox module.
- Fixed an incremental synchronization error when adding a new user whose AD group (or any parent group thereof) was defined as belonging to a BPS group.

3.8. API & SDK

- Added the option to load native DLL when importing a plugin package. The plugin manifest has been expanded to include a new **dllLoading** field, which can assume the following values: **Standard**, **SkipValidation** or **NativeDll**.

WEBCON **BPS 2022 R4**

history of changes for version 2022.1.4.248

Table of Contents

1. Before upgrading WEBCON BPS.....	3
1.1. Important information.....	3
1.2. General.....	3
2. Changes to existing features	4
2.1. Portal	4
2.2. Form	4
2.3. Add-In.....	4
3. Bug fixes	5
3.1. General.....	5
3.2. Portal	5
3.3. Form	5
3.4. Designer Studio.....	6
3.5. Actions	7
3.6. Rules.....	7
3.7. Data sources.....	7
3.8. Add-In.....	7
3.9. Service.....	7

1. Before upgrading WEBCON BPS

1.1. Important information

- To avoid interruptions in the system operation, make sure that WEBCON BPS licenses are up to date. To do this, verify the availability of the **WEBCON BPS Server 2022** license in the license report. This report is available from **WEBCON BPS Designer Studio -> system menu in the upper left corner -> Licenses**. Current licenses must be downloaded if necessary.
- If the changelog contains a section titled "Changes to existing features", please verify whether the changes will impact your implemented system in any way.

1.2. General

- Please remember that **WEBCON BPS Authorization Service** (auth.webconbps.com) will be retired by the end of 2023. Users that have **WEBCON BPS Authorization Service** configured in their system should consider switching to other authentication providers.

The system's built-in authentication providers (OpenID Connect or ADFS) should be used instead of **WEBCON BPS Authorization Service**.

2. Changes to existing features

2.1. Portal

- Optimized operation of the **Choice field** with enabled **Autocomplete** mode.

2.2. Form

- Rows on the **Item list** that are unavailable due to their **Acceptance** configuration will not be validated, i.e. the system will not check the requiredness conditions, RegEx, the correctness of data in choice columns, or the correctness of addresses in e-mail columns.
- Added time zone information to the **Sent** parameter in the tooltip displayed when hovering over a file in the **E-mail conversations** tab of the form.
- All data of the archived form will be visible in **Admin** mode, regardless of the visibility settings in the **Field matrix**. If the form is outside the archive, any defined visibility restrictions on elements (also for admin) will apply.

2.3. Add-In

- The title of an **Email notification** received in Outlook Add-In when delegating a task now contains instance ID.

3. Bug fixes

3.1. General

- Resolved the issue of the AutomationSessionExecutions table growing more than expected.
Introduced a series of improvements which aim to limit the size of this table, e.g.:
 - deleting/archiving elements will remove all connected records in AutomationSessionExecutions,
 - reduced the number of data stored in JSON by over half,
 - replaced two indexes in AutomationSessionExecutions with one.

3.2. Portal

- Fixed an issue in the URL filter on **Reports**. The URL filter will now search for exact matches, instead of values starting with the provided phrase.
- On **Reports** that use Solr as their source of data, the search in **Multiple lines of text** (WFD_AttLong) fields has been changed from SortAttLong to AttLong.
- Fixed missing translations in **Recent activities**.
- Fixed an issue where, despite having **Substitutions** defined in the application, the **Work on behalf** section did not appear after refreshing its home page in Portal.
- Fixed a bug where the report status did not match the filtering settings, i.e. after displaying a workflow instance and going back to the report, the filtering was different than set.
- Fixed discrepancies in the **Search everywhere** function on **Reports** using Solr as their source of data.
- Improved the clarity of applying filters by the end-user on Reports. After applying the filter and reopening the filter menu, active filters should always be pinned at the top of the list.
- Fixed a bug that allowed an unauthorized user to start a workflow instance from the application.

3.3. Form

- Fixed a bug that occurred when exporting a **Data table** to MS Excel and the form was opened outside the application (e.g. from **My tasks** or as a **Preview**), resulting in incorrect loading of data in the form.
- Fixed an issue with importing >1000 rows to an **Item list** from Excel.
Rows will be loaded starting from the row specified in the configuration (not the first).
A notification will be displayed if not all rows in the file could be imported.

- Fixed a bug that caused unnecessary revalidation of the **Choice field** in **Autocomplete** mode after selecting a value for that form field.
- When accepting a delegated task, the substitute will now see also the line of the delegate in the **Item list**.
- Fixed a bug in fields settings based on the value of the **Item list** column configured as **Choice field (Popup search window)**. The column value was not loaded correctly in target fields when going through a path.
- Fixed a bug that occurred after changing the type of a **Global field** to another, when the inheritance of the field configuration was broken.
- Fixed a bug in importing values with 10 decimal places from an MS Excel file into the **Item list**.
- Fixed a bug that caused the IDs of the **Item list** columns of the **Local attachment** type to duplicate in the data base when overwriting these columns.
- If going through a path with form validation enabled fails, the error message displayed will no longer list errors detected during validation that are visible on the form.
- Added the ability to search for the values of **Choice field (Popup search window)** configured on the **BPS internal view** data source by translations of step, process, workflow, and form type names.

3.4. Designer Studio

- Fixed an issue that occurred when choosing a Global form field for **Dynamic** task assignment in **Task creation**.
- Added validation of header values entered into the **CustomResponseHeaders** configuration database.
- Fixed an error that occurred when attempting to switch the order of form fields in a process published from Designer Desk.
- Fixed a bug that prevented proper display of parameters (hyperlink generation) when email template contained a reference to a **Data table**.
- Fixed a bug that prevented deletion of an element (e.g. business entity, form field) even though the element was not used anywhere in the system.
- Fixed a bug that occurred when exporting an OCR project with a very large number of fields and dedicated networks.
- Fixed a bug where the **Column** field was not greyed out when assigning tasks dynamically after selecting the **Person or group** form field in the configuration.

- Introduced additional validation of the package created during application export – if the attempt to generate it fails, the export will be aborted.

3.5. Actions

- Fixed the "SQLException: Snapshot isolation transaction failed..." exception that sometimes occurred when triggering cyclical actions.
- Fixed an error that made it impossible to go to the configuration window of the **Change field value** action when the action was added in automation with a local variable.

3.6. Rules

- Fixed an error of asynchronous process **Form rules** where the result of such a rule embedded in another operation was incorrectly handled.
- Fixed a bug where process ID was incorrectly loaded to a **Business rule** when copying global form field to a process form field.
- Fixed how the **Empty** function works in process business rules. If a rule was configured to return a specific data type, the lowest possible value was set instead of the "empty" value (0 for Decimal, 0001-01-01 for Date). It will now be possible to set an "empty" value and thus "clear" fields using such rules.

3.7. Data sources

- Fixed a bug that prevented the import of items from MS Excel – the program incorrectly recognized the type of the entire **Data source** column based on its first row.

3.8. Add-In

- Improved the format of dates displayed in processes started via Outlook Add-In.
- Fixed an issue that occurred when attempting to delete configuration elements (e.g. paths, steps) that were used in the configuration of Outlook Add-in tiles. Deleting such an element will cause the given value to be cleared in the tile configuration.

3.9. Service

- Improved checking of licenses in Cloud installations when the element is saved by the Service, e.g. in the case of actions triggered **On timeout**.

WEBCON **BPS 2022 R4**

history of changes for version 2022.1.4.223

Table of Contents

1. Before upgrading WEBCON BPS.....	3
1.1. Important information.....	3
1.2. General.....	3
2. Bug fixes	4
2.1. Portal	4
2.2. Form	4
2.3. Designer Studio.....	4
2.4. Actions	5
2.5. Rules.....	5
2.6. Data sources.....	5
2.7. Mobile app.....	6
2.8. Service.....	6
2.9. API & SDK	6

1. Before upgrading WEBCON BPS

1.1. Important information

- To avoid interruptions in the system operation, make sure that WEBCON BPS licenses are up to date. To do this, verify the availability of the **WEBCON BPS Server 2022** license in the license report. This report is available from **WEBCON BPS Designer Studio -> system menu in the upper left corner -> Licenses**. Current licenses must be downloaded if necessary.
- If the changelog contains a section titled "Changes to existing features", please verify whether the changes will impact your implemented system in any way.

1.2. General

- Please remember that **WEBCON BPS Authorization Service** (auth.webconbps.com) will be retired by the end of 2023. Users that have **WEBCON BPS Authorization Service** configured in their system should consider switching to other authentication providers.

The system's built-in authentication providers (OpenID Connect or ADFS) should be used instead of **WEBCON BPS Authorization Service**.

2. Bug fixes

2.1. Portal

- Fixed incorrect marking of items in the navigation menu.
- Improved the counting of instances with indicated values in the SOLR report for which two **Grouping** levels have been defined – by **Picker field** and step. Previously, instances with renamed values were not counted and their total number was displayed as "<Blank value>". In addition, the names of the values by which the instances are grouped will be displayed similarly to those in the SQL report (without commas).
- Improved the display of the defined **Range filter** in the dedicated menu of the table report.
- Fixed an issue with the **Portal** themes editor caused by the color code input field.

2.2. Form

- Fixed a bug that prevented the sidebar from closing after adding and saving a new BPS group or user.
- Fixed an aggregation bug inside the **Report Tile** embedded in the Dashboard column. The problem resulted from the failure to update the column containing the Report Tile.
- Fixed incorrect scrolling of the scroll bar after collapsing the instance history table in the Firefox browser.
- Fixed the behavior of the scroll bar in the instance history on the form displayed in the Firefox browser.
- Fixed clearing erroneous values from **Choice fields** using **Popup search window** behavior.
- Changed the function by which phrases are searched in the **BPS internal view** data source configured for the **Choice field (Popup search window)**. After the change, the searched values will be correctly matched on a form.
- Fixed an error that occurred when importing **Item list** columns from MS Excel, if a **Default value** was set for this form field.
- Letter case should have no impact on searching in fields that return people (i.e. they should be case insensitive).

2.3. Designer Studio

- Improved the contextual help in the **REST Web Service** and **SOAP Web Service data source** configuration windows by removing unnecessary HTML tags.

- Fixed the lack of confirmation e-mails in scenarios where the **Use custom outbox settings** option is used in **MailApproval** configuration.
- Fixed an issue with importing the ConfiguredWebServices Table when importing an Application.
- Fixed a bug in downloading the profile pictures of users when synchronizing them with Azure Active Directory.
- Fixed incorrect propagation of the value of 0 in dependent fields by picker fields.
- Fixed an issue causing mass notifications to be sent on non-working days regardless of configuration.
- Fixed the "Key not found exception" error during application import when filling in differences in the **Item list** columns in each workflow step.
- Added missing info to the LogCleaner context info in **Schedules**.

2.4. Actions

- Fixed a bug occurring when attempting to process certain PDF files. The bug occurred in some cases when users checked the **Skip PDF files with text layer** and **Skip PDF files with signatures** options in the configuration of the **Add a text layer** action. Improved logging into the **OCRSpace** service.
- Fixed the lack of logs concerning assigned privileges using actions from the **OneDrive** group.

2.5. Rules

- Fixed an error on the form caused by asynchronous **Form rules** being incorrectly aborted during execution. The error occurred when changing the form.

2.6. Data sources

- Fixed an exception that would occur when editing the filter in **BPS Users** type data sources.
- Fixed an issue caused by using a column alias containing a space in **Oracle database** data source definitions. In such cases, the alias containing a space will be placed in quotation marks in the final query (similarly as with MSSQL databases where they are placed in square brackets).
- Improved data retrieval for the **Choice field (Dropdown)** when using primary/secondary data sources.

2.7. Mobile app

- Unified the **Keyboard type on mobile devices** with iOS and Android – the **text** keyboard with a space key will now appear on both systems when filling in text fields.

2.8. Service

- Improved the way external user accounts are searched when synchronizing with Azure Active Directory.

2.9. API & SDK

- Fixed a bug where SDK plugin reference files were being skipped when exporting an application that used the plugin.

WEBCON **BPS 2022 R4**

history of changes for version 2022.1.4.207

Table of Contents

1. Before upgrading WEBCON BPS.....	3
1.1. Important information.....	3
1.2. General.....	3
2. Bug fixes	4
2.1. Portal	4
2.2. Form	4
2.3. Rules.....	4

1. Before upgrading WEBCON BPS

1.1. Important information

- To avoid interruptions in the system operation, make sure that WEBCON BPS licenses are up to date. To do this, verify the availability of the **WEBCON BPS Server 2022** license in the license report. This report is available from **WEBCON BPS Designer Studio -> system menu in the upper left corner -> Licenses**. Current licenses must be downloaded if necessary.
- If the changelog contains a section titled "Changes to existing features", please verify whether the changes will impact your implemented system in any way.

1.2. General

- Please remember that **WEBCON BPS Authorization Service** (auth.webconbps.com) will be retired by the end of 2023. Users that have **WEBCON BPS Authorization Service** configured in their system should consider switching to other authentication providers.

The system's built-in authentication providers (OpenID Connect or ADFS) should be used instead of **WEBCON BPS Authorization Service**.

2. Bug fixes

2.1. Portal

- Fixed a **Business rule** and **Form rule** logging error when changing the context of a form, i.e. switching between its elements.

2.2. Form

- Fixed an error that occurred when attempting to import **Global field** translations into a process form field and changing its type in the configuration.
- Fixed an error that occurred when cancelling the deletion of an **Item list** whose column was used in a rule defining the **Layout** of this Item List.

2.3. Rules

- Fixed an error on the form caused by **Form rules** being incorrectly interrupted during their execution. The error occurred when rapidly switching browser tabs.

WEBCON **BPS 2022 R4**

history of changes for version 2022.1.4.204

Table of Contents

1. Before upgrading WEBCON BPS.....	3
1.1. Important information.....	3
1.2. General.....	3
2. Information.....	4
2.1. General.....	4
3. Changes to existing features.....	5
3.1. Actions.....	5
3.2. API & SDK.....	5
4. New features.....	6
4.1. “Send As” for Microsoft Graph.....	6
4.2. Azure Microsoft Graph – GCCH support.....	7
5. Bug fixes.....	9
5.1. Portal.....	9
5.2. Form.....	9
5.3. Designer Studio.....	9
5.4. Actions.....	10
5.5. Data sources.....	10
5.6. Service.....	10
5.7. API & SDK.....	10

1. Before upgrading WEBCON BPS

1.1. Important information

- To avoid interruptions in the system operation, make sure that WEBCON BPS licenses are up to date. To do this, verify the availability of the **WEBCON BPS Server 2022** license in the license report. This report is available from **WEBCON BPS Designer Studio -> system menu in the upper left corner -> Licenses**. Current licenses must be downloaded if necessary.
- If the changelog contains a section titled "Changes to existing features", please verify whether the changes will impact your implemented system in any way.

1.2. General

- Please remember that **WEBCON BPS Authorization Service** (auth.webconbps.com) will be retired by the end of 2023. Users that have **WEBCON BPS Authorization Service** configured in their system should consider switching to other authentication providers.

The system's built-in authentication providers (OpenID Connect or ADFS) should be used instead of **WEBCON BPS Authorization Service**.

2. Information

2.1. General

- The location where several static WEBCON BPS files available publicly are hosted has been changed. This includes the IT Hit Edit Document Opener plugin installer which is used to edit attachments directly from the form. This plugin can now be found at:
<https://files.webcon.com/bps/webdavclient/plugins/>.

The plugin is installed for users when they first attempt to edit an attachment. In order for it to work correctly, please make sure that this address is not blocked on client computers.

3. Changes to existing features

3.1. Actions

- Changed the manner in which attachment names containing special characters are recognized and modified with the **Update attachment** action.

3.2. API & SDK

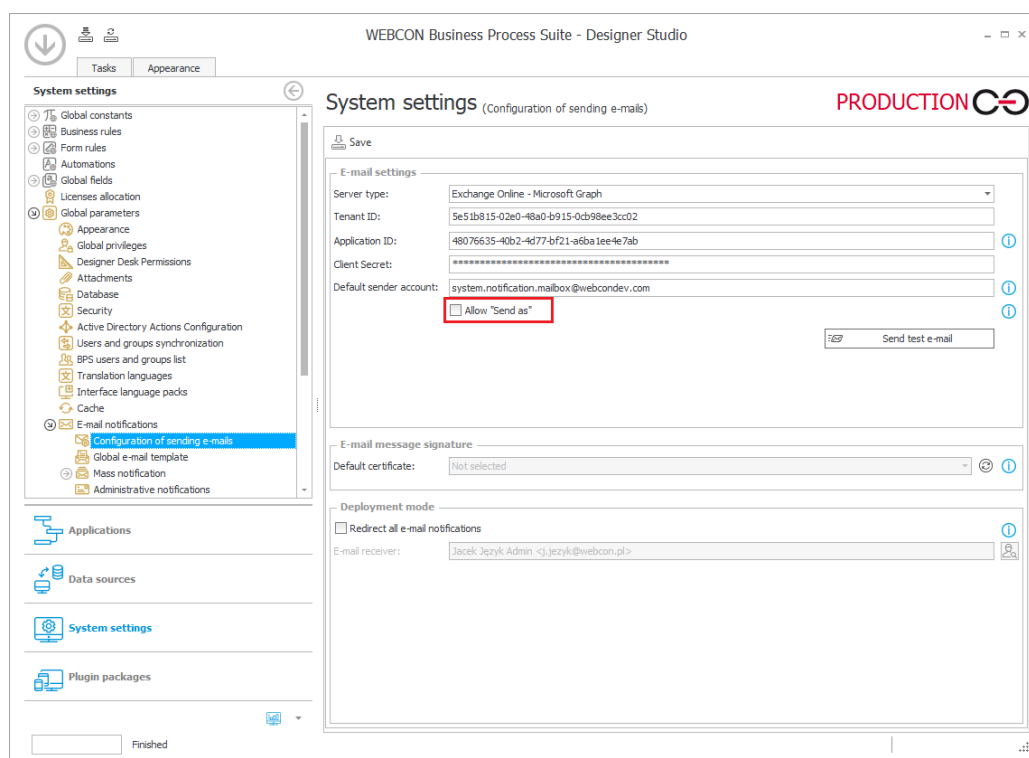
- An API application must have an assigned license to carry out requests associated with e.g. starting a workflow instance.

4. New features

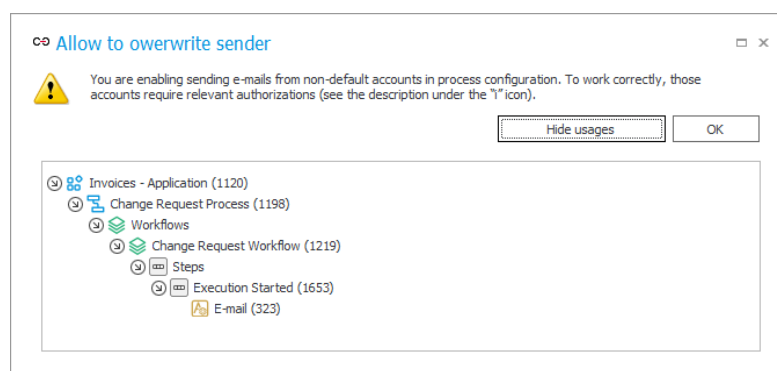
4.1. “Send As” for Microsoft Graph

It is now possible in WEBCON BPS to use the “Send As” option when sending e-mails via Exchange Online - Microsoft Graph.

The **Configuration of sending e-mails** window, available under System settings → Global parameters → E-mail notifications, has been updated to include the checkbox **Allow “Send As”**. When this box is checked, the system verifies whether the **Sender** parameter is entered for all e-mail actions and templates.



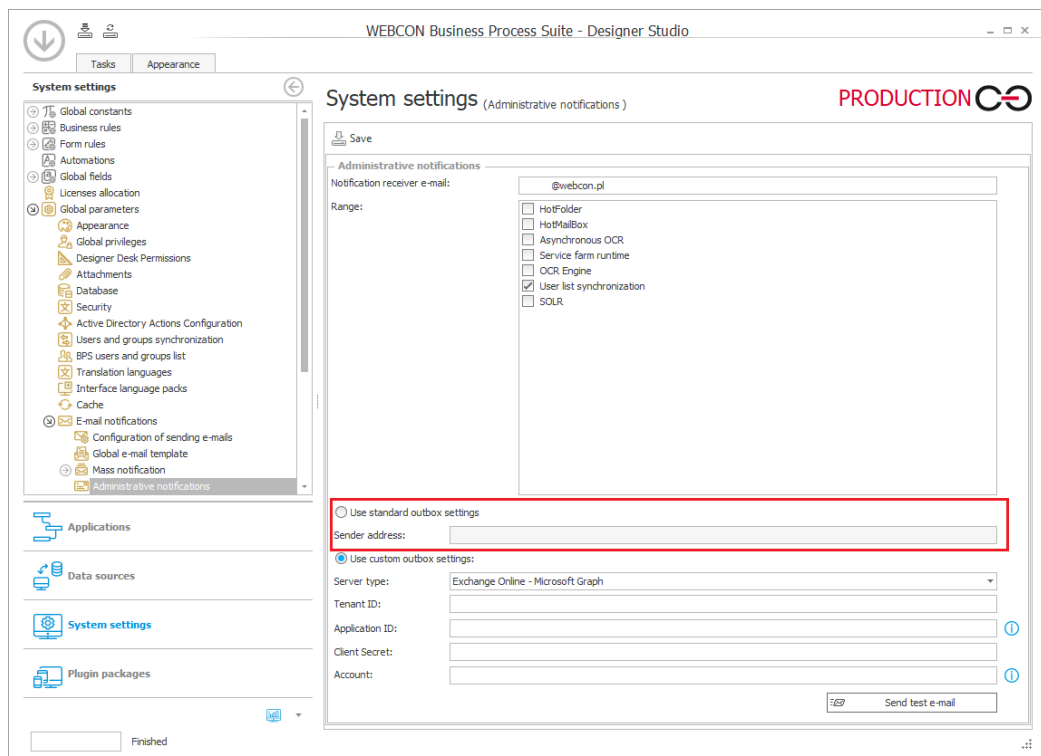
In addition, after pressing **Show usages**, the system displays a preview of places where a custom sender address has been entered.



If the box **Allow “Send As”** is unchecked, then e-mails will be sent from the **Default sender account** according to the global system configuration.

Administrative notifications

Changes also affected the organization of the **Administrative notifications** configuration window. The **Sender address** parameter has been moved to the **Use standard outbox settings** group, and its availability depends on the state of the checkbox next to the group name – if the box is unchecked, it will not be possible to provide an additional sender name address.





4.2. Azure Microsoft Graph – GCCH support

WEBCON BPS can now be integrated with the Government Community Cloud High (GCCH) environment of the Azure AD for US Government national cloud.

The **Global parameters** node in the **System settings** has therefore gained a new section that allows for selecting the supported **Cloud type**, and thus the associated **Microsoft Graph API** parameters of standard system functionalities that use connections to Azure Microsoft Graph.

System settings (Global parameters) PRODUCTION

 Save  Reset all caches

Environment settings

Environment unlocked, full ability to edit ▼


Environment type:

Installation type:

Substitutions

Substitutions enabled

Time mode: ⓘ

 Update tasks for substitutes ⓘ

REST Web Service

Activate REST Service

Database acronym

Current acronym: ⋮ ⓘ

Previous acronyms

Business entities structure

Default business entities structure: ▼

Applications IDs in external systems

Google API key: ⓘ

Power BI application ID: ⓘ

Microsoft Graph API

Cloud type: ▼ ⓘ

Required mobile application security level


Level: ▼ ⓘ

Push notifications

Activate mobile push notifications ⓘ

Diagnostic logging mode

Level: ▼ ⓘ

 Clear all diagnostic data

5. Bug fixes

5.1. Portal

- Improved the display of a vertical scroll bar on the drop-down list for selecting a report **View**.
- Fixed an issue with date/time conversion from UTC on **Calendar** Reports using SOLR as their source.
- Fixed an error that suggested incorrectly that a **Report** has unsaved changes. Saving such a faulty Report would reset its column configuration.
- Fixed a bug where the filter settings for a report in the application's default **Dashboard** were not retained.
- Fixed an issue where **Translations** and **Add New** options were visible in WEBCON BPS Portal with the **Edit mode** disabled.
- Fixed an issue that consisted of constant loading of tasks in the task counter in Portal. The problem resulted from incorrect saving of dashboard configuration after transferring it with the import-export mechanism.
- Fixed an issue that caused the business administrator to sometimes see elements favorited by other users.
- Fixed an issue that caused the number of rows to be shown on **Reports** embedded in **Dashboards** to be calculated incorrectly - for some zoom levels, only 1 instance was shown per page.

5.2. Form

- Fixed an issue that prevented starting instances in a new tab using the middle mouse button.
- Fixed an issue related to pasting text into a **Multiple lines of text** field that caused the copied phrase to be cut off.
- Fixed an issue where **Item list** column values were not summed correctly in the **Floating-point number** form field, and the message "Value cannot be null" was displayed.
- Fixed a bug allowing the initialization of an **Item list** that was in **Read-only** mode.

5.3. Designer Studio

- Improved the validation of path **Usages** – previously, it was possible to drag the path to another step in the **WorkFlow designer**, even though the path was used elsewhere in the system.

- Fixed an issue with refreshing related processes when saving a different application.
- Fixed a bug that could cause the message "The internal array cannot expand to greater than Int32.MaxValue elements" to be displayed for very large environments. The fix was to optimize the performance of the application import/export mechanism.

5.4. Actions

- Fixed a bug that prevented **Send a custom email** action from working properly when Exchange Online - Microsoft Graph was specified as **Server type** in **Configuration of sending emails**. After the update, users will receive **Delivery notification** and **Read notification** as configured for the action.
- Fixed an issue that prevented the **Delete a list element** action from working.
- Fixed an error that appeared when trying to execute the **Manage users** action configured on a menu button and with the **Unlock/Lock** options checked for account availability.
- Fixed a bug occurring when attempting to process certain PDF files. The bug occurred in some cases when users checked the **Skip PDF files with text layer** and **Skip PDF files with signatures** options in the configuration of the **Add a text layer** action. Improved logging into the **OCRSpace** service.

5.5. Data sources

- Parameters that are not handled by WEBCON BPS: table of tables or complex types within a table of complex types will not be visible in the configuration even if included in the WSDL file definition.

5.6. Service

- Fixed an issue with Incremental AAD synchronization, the issue caused the **COS_ManagerBpsID**, **COS_ManagerDisplayName**, **COS_ManagerLogin** properties to be set to NULL despite there being no change in **COS_ManagerID**.
- Fixed the handling of invalid e-mail messages by **HotMailBoxes** configured to use Microsoft Graph.
- Fixed an error that occurred when syncing user photos with AAD.

5.7. API & SDK

- Fixed an issue with custom controls for **Integer** type form fields.

WEBCON **BPS 2022 R4**

history of changes for version 2022.1.4.174

Table of Contents

1. Before upgrading WEBCON BPS.....	3
1.1. Important information.....	3
1.2. General.....	3
2. Changes to existing features	4
2.1. Form	4
3. New features	5
3.1. Service.....	5
4. Bug fixes	6
4.1. Portal	6
4.2. Form	6
4.3. Designer Studio.....	6
4.4. Actions	6
4.5. Rules.....	6
4.6. Service.....	7
4.7. Designer Desk	7
4.8. API & SDK	7

1. Before upgrading WEBCON BPS

1.1. Important information

- To avoid interruptions in the system operation, make sure that WEBCON BPS licenses are up to date. To do this, verify the availability of the **WEBCON BPS Server 2022** license in the license report. This report is available from **WEBCON BPS Designer Studio -> system menu in the upper left corner -> Licenses**. Current licenses must be downloaded if necessary.
- If the changelog contains a section titled "Changes to existing features", please verify whether the changes will impact your implemented system in any way.

1.2. General

- Please remember that **WEBCON BPS Authorization Service** (auth.webconbps.com) will be retired by the end of 2023. Users that have **WEBCON BPS Authorization Service** configured in their system should consider switching to other authentication providers.

The system's built-in authentication providers (OpenID Connect or ADFS) should be used instead of **WEBCON BPS Authorization Service**.

2. Changes to existing features

2.1. Form

- While the instance signature contained diacritical marks, such as "ą", searching for it in a **Choice field** configured in **Autocomplete** mode was possible only after replacing such a character with a letter from the Latin alphabet (e.g. "ą" with "a"). The feature is no longer available, and now signatures can be searched by their original wording.

3. New features

3.1. Service

- A global **ExchangeSynchronbpUrl** parameter has been added to the configuration database, which stores the URL used for Workflow Service to retrieve exchange rates from the National Bank of Poland.

4. Bug fixes

4.1. Portal

- Added a missing translation of the phrase **Edit group** in **Admin Panel** in the English-language version of Portal.
- Fixed an issue where HTTP requests to SOLR were not called asynchronously.
- Fixed a bug that occurred after changing the language in Portal with a default theme set. The problem occurred when the previously set user-created theme had been deleted.

4.2. Form

- Fixed an issue with calculating the value of a **Hyperlink** column on **Item lists**. The issue made it so that the hyperlink was built based on the first row of the item list and displayed in all rows.
- Improved the efficiency of operations on the **Item list**.
- Fixed an issue that caused excessive recalculations in the values of **Item list** rows.
- Fixed an issue with the **Multiple lines of text** form field - the Rich Mode would sometime not activate when moving between the My Tasks view and the fullscreen form.
- Fixed an error that prevented **Form rules** executed on value change to take effect on **Local attachment** columns of **Item lists**.

4.3. Designer Studio

- Fixed an issue occurring during the transfer of privileges when importing an application.
- Fixed an authentication bug that occurred on opening the **Response** tab in the **Invoke REST Web Service** action configuration. The issue resulted from double encryption of action testing.

4.4. Actions

- Fixed a bug that occurred when creating **Process automation** based on actions defined on a step. Previously, the automation disappeared as soon as it was created.

4.5. Rules

- Fixed missing nodes in the Rules editor.

4.6. Service

- Queue handling has been optimized in **WEBCON Workflow Service**.

4.7. Designer Desk

- Fixed an issue that occurred when adding multiple paths between steps in **Workflow designer** and trying to save an application prototype.
- Code changes have been made so that global form rules are no longer generated when testing a prototype. Previously, the error occurred as a result of defining in WEBCON BPS Designer Studio, in JavaScript mode, a global form rule that contained a reference to a Field name in the process form field database, in the context of which the form in Designer Desk was also started.

4.8. API & SDK

- Updated the address for loading currency exchange rates from NBP (National Bank of Poland).

WEBCON **BPS 2022 R4**

history of changes for version 2022.1.4.155

Table of Contents

1. Before upgrading WEBCON BPS.....	3
1.1. Before upgrading WEBCON BPS.....	3
1.2. General.....	3
2. New features	4
2.1. API & SDK	4
3. Bug fixes	5
3.1. General.....	5
3.2. Portal	5
3.3. Form	5
3.4. Designer Studio.....	6
3.5. Actions	6
3.6. Rules.....	6
3.7. Data sources.....	6
3.8. Add-In.....	7
3.9. Service.....	7
3.10. Designer Desk	7
3.11. Security fixes	7

1. Before upgrading WEBCON BPS

1.1. Before upgrading WEBCON BPS

- To avoid interruptions in the system operation, make sure that WEBCON BPS licenses are up to date. To do this, verify the availability of the **WEBCON BPS Server 2022** license in the license report. This report is available from **WEBCON BPS Designer Studio -> system menu in the upper left corner -> Licenses**. Current licenses must be downloaded if necessary.
- If the changelog contains a section titled "Changes to existing features", please verify whether the changes will impact your implemented system in any way.

1.2. General

- Please remember that **WEBCON BPS Authorization Service** (auth.webconbps.com) will be retired by the end of 2023. Users that have **WEBCON BPS Authorization Service** configured in their system should consider switching to other authentication providers.

The system's built-in authentication providers (OpenID Connect or ADFS) should be used instead of **WEBCON BPS Authorization Service**.

2. New features

2.1. API & SDK

- Added TemporaryEntitiesManager - used for storing data in between multiple action executions.

3. Bug fixes

3.1. General

- Improved the efficiency of loading search structures for environments with many content databases.
- During import, if the target environment does not contain an archive or attachment database specified in the import package, the default archive or attachment database will be used instead (as long as they have been configured on the target environment).
- Removed an outdated .NET migration script from the list of scripts. The script could cause problems in environments with a very large number of elements.

3.2. Portal

- Fixed an issue with filtering reports using SOLR as their source - the error was caused by the incorrect letter case being used when passing the login.
- Fixed an issue with loading data in chart-type views.
- Fixed an issue occurring when attempting to add an unsaved **Report** to a **Dashboard** in Designer Studio.

3.3. Form

- Fixed how the column name is displayed in the **Data row** form field in a **Group** that displays form fields horizontally.
- Fixed how the row grouping function on **Item lists** works, especially in the case of business rules that operate on the current row.
- Fixed an issue that caused column headers in **Data Tables** to not be translated correctly.
- Fixed an error appearing on the form when trying to select a value for a **Choice field** in autocomplete mode. The error occurred when the **Allow adding values not in data source** option was enabled, the value was added to the data source, and the standard value selection mode was set again.
- Fixed an issue that occurred when attempting to preview or download an attachment in an archived workflow instance.
- Fixed a bug that caused form rules to continue running when switching from a form of one instance to a form of another instance. The bug could occur when the form rule execution time was long and the **SET VALUE** or **DELETE ALL ROWS** function was used in the rule. The fix changes the behavior of the rules to stop after form reloading.

- Fixed a bug that occurred when adding attachments bigger than 4 MB to the column **Local attachments** in the **Item list** form field. As a result, an attachment was added to the **Attachments** field, but the item list included information that it was deleted.

3.4. Designer Studio

- Fixed an issue with variables available in the editor of the **Mass notification** templates - added suffixes to differentiate variables used in the template.
- Fixed an issue related to checking the usages of an element we wish to delete - the message containing all usages of a deleted element will now appear correctly.
- Fixed an issue with the MailApproval test button.
- When choosing the **Dynamic** option in the task assignment configuration on a path, it will not be possible to save a process until the Field/Column input fields under this option are filled out.
When the option is disabled, these fields will be cleared.
- Fixed an issue with saving that caused the save progress bar (or rather circle) to freeze on the final step.
- Fixed an issue resulting in failure to import process. The failure was due to an invalid migration script that did not remove records from the **Translations** table referring to non-existent instances.

3.5. Actions

- Fixed an issue that prevented the **Generate a PDF file** action from working properly after WEBCON BPS migration. Modifying the way the action configuration is retrieved during triggering allowed to resolve the issue.
- Fixed an issue with loading Double type values when using the **Invoke SOAP Web service** action.
- Fixed an error in **On timeout** automations that would rarely occur in cases with many subworkflows.

3.6. Rules

- Fixed an issue with a form rule based on a business rule where the **EMPTY** value was treated as '0' when compared to a numeric form field value.

3.7. Data sources

- Fixed an issue where the data source was a **Floating-point number** type form field whose values were both real numbers and integers.
- Fixed a bug appearing in the **BPS Users** data source after hitting the **Test** button.

3.8. Add-In

- Improved the validation of Url addresses provided in the "returnUrl" parameter when "Trusted domains" were defined in the system. Previously, the validation returned an error that prevented logging in to **Word** and **Outlook Classic Add-ins**.
- Fixed an issue that prevented the Outlook Add-In to connect to WEBCON BPS Portal in Cloud installation mode.

3.9. Service

- Fixed a transaction error which was the result of failed attempts to send admin notifications from the service.
- Fixed an issue with BPS user synchronization in cases where the installation was carried out on a local user. Defining the user in the context of which the synchronization should be carried out after the installation caused an error.

3.10. Designer Desk

- Fixed an issue where an undefined system area, **Business entity**, appeared on the form. The issue occurred when all form fields on the right panel were marked as visible in a given step in the **Field matrix**.

3.11. Security fixes

- Fixed an issue in WEBCON BPS Portal that made it possible to access documents of other users with administrator privileges.

WEBCON **BPS 2022 R4**

history of changes for version 2022.1.4.127

Table of Contents

1. Before upgrading WEBCON BPS.....	3
1.1. Before upgrading WEBCON BPS.....	3
2. Information.....	4
2.1. Before upgrading WEBCON BPS.....	4
3. Changes to existing features.....	5
3.1. Designer Studio.....	5
3.2. Actions.....	5
4. Security fixes.....	6
4.1. General.....	6
5. Bug fixes.....	7
5.1. Portal.....	7
5.2. Form.....	7
5.3. Designer Studio.....	7
5.4. Actions.....	7
5.5. Rules.....	8
5.6. Data sources.....	8
5.7. Service.....	8

1. Before upgrading WEBCON BPS

1.1. Before upgrading WEBCON BPS

- To avoid unnecessary interruptions in the system operation, make sure that WEBCON BPS licenses are up to date. To do this, verify the availability of the **WEBCON BPS Server 2022** license in the license report. This report is available from **WEBCON BPS Designer Studio** -> *system menu in the upper left corner* -> **Licenses**. Current licenses must be downloaded if necessary.
- If the changelog contains a section titled "Changes to existing features", please verify whether the changes will impact your implemented system in any way.

2. Information

2.1. Before upgrading WEBCON BPS

- Please remember that **WEBCON BPS Authorization Service** (auth.webconbps.com) will be retired by the end of 2023. Users that have **WEBCON BPS Authorization Service** configured in their system should consider switching to other authentication providers.

The system's built-in authentication providers (OpenID Connect or ADFS) should be used instead of **WEBCON BPS Authorization Service**.

3. Changes to existing features

3.1. Designer Studio

- Fixed an issue with form field configuration migration. The error caused the **Empty element display name** option in **Choice fields** in Dropdown mode to be cleared if its value was a space (or other whitespace characters).
In previous versions, simply entering a value into the Empty element display name would activate the option.
After this fix, the option will need to be activated via a new checkbox in the choice field configuration.

3.2. Actions

- Unified how saving attachments to custom categories works using **Download an attachment from a list** and **Generate a PDF file** actions. The action will be able to match a category from a data source based on a given phrase in ID or ID#Name format. If no match is found, the attachment will be added to a new custom category with the entered phrase as its name.

4. Security fixes

4.1. General

- Updated component JSON 5 to version 2.2.3 due to CVE-2022-46175 - <https://github.com/advisories/GHSA-9c47-m6qq-7p4h>

5. Bug fixes

5.1. Portal

- Fixed an issue on **Reports** that caused columns to disappear from the search panel when selecting the view that is already active a second time.

5.2. Form

- Fixed an issue with the height of **Data row** type columns on **Item lists**.
- Fixed an issue that caused the headers of **Item list** columns to overlap with the values. This occurred when the background of the list was colored with **Form rules**.
- Updated the version of the IT Hit WebDAV library for editing PDF files through the form.
- Improved the message shown to users who do not have the IT Hit Edit Doc Opener application needed to edit PDF files added as attachments to an instance. The notification will inform users on how to install the browser extensions, and also about needing to refresh the browser after installing.

5.3. Designer Studio

- In the filter editor, fixed missing values in the **Data source columns** node.
- Fixed an error that caused the default port 25 to be used to send e-mails signed with attachments - the port set in the SMTP configuration will now correctly be used instead.
- Fixed an issue with mapping parameters in Designer Studio for Rules, REST actions and data sources, as well as HTML and SDK form fields.

5.4. Actions

- The button for testing in Exchange actions will now open a pop-up window for entering the user for which the test Exchange action will be carried out.
- Fixed an issue with the **Invoke SOAP Web service** action that occurred when importing a process from a package exported as a template.
- Fixed an issue that occurred when copying the **Invoke REST Web service** action. After copying, certain sections of the action configuration became inaccessible.
- Fixed an issue that caused the instance history to omit certain actions.

5.5. Rules

- Fixed the context menu in **Rules** that is accessed via the Ctrl + Space shortcut. The values in the menu will be displayed in the correct order. Certain sub-nodes were displayed as main nodes.
- Fixed the comparison operations in In form rules that were using business rules (i.e. rules in asynchronous mode). Comparing form fields containing numerical values would return incorrect results.

5.6. Data sources

- Fixed an issue related to using variables in REST data source configuration that return characters forbidden in XML.

5.7. Service

- Fixed a transaction error which was the result of failed attempts to send admin notifications from the service.
- Fixed an issue related to not taking into account historical database acronyms in 2D codes.

WEBCON **BPS 2022 R4**

history of changes for version 2022.1.4.111

Table of Contents

1. Before upgrading WEBCON BPS.....	3
1.1. Before upgrading WEBCON BPS.....	3
2. Information.....	4
2.1. General.....	4
3. Changes to existing features.....	5
3.1. Data sources.....	5
4. Security fixes.....	6
4.1. Security fixes.....	6
5. New features.....	7
5.1. Data sources.....	7
6. Bug fixes.....	8
6.1. General.....	8
6.2. Portal.....	8
6.3. Form.....	8
6.4. Designer Studio.....	9
6.5. Actions.....	9
6.6. Rules.....	9
6.7. Data sources.....	9
6.8. Add-In.....	10
6.9. Mobile app.....	10
6.10. Service.....	10
6.11. Designer Desk.....	10

1. Before upgrading WEBCON BPS

1.1. Before upgrading WEBCON BPS

- To avoid unnecessary interruptions in the system operation, make sure that WEBCON BPS licenses are up to date. To do this, verify the availability of the **WEBCON BPS Server 2022** license in the license report. This report is available from **WEBCON BPS Designer Studio** -> *system menu in the upper left corner* -> **Licenses**. Current licenses must be downloaded if necessary.
- If the changelog contains a section titled "Changes to existing features", please verify whether the changes will impact your implemented system in any way.

2. Information

2.1. General

- Additional indexes will be created in the **WFElementTasks** table to improve the archiving performance.
Depending on the amount of data stored in **WFElementTasks**, it will be necessary to provide additional disk space to store the new indexes.
If the number of records in **WFElementTasks** exceeds 100,000, then, before starting the system upgrade, the installer's requirements verification step will display a message containing the estimated script execution time and the required additional disk space.

3. Changes to existing features

3.1. Data sources

- The **PickerVal** tag will return the value from the first searched column (if more than one column of the choice field is searched).

4. Security fixes

4.1. Security fixes

- Updated component **BouncyCastle.Crypto** to version (1.9.0.0) due to it being erroneously treated as a threat: <https://www.virustotal.com/gui/file/de1c0dd2bbcdf8a3af539a8de351d55a01a9dde5d1bc5dc564ec70cc0784a2/detection>

5. New features

5.1. Data sources

- A new option named **Validate Connection** was added for **Oracle database** connections.

- Validate connection:

-

Toggling this checkbox will add the `ValidateConnection=true` parameter to the Oracle connection string.

Thanks to this, connections from the connection pool will be validated before being used. In cases where the connection is lost (e.g. through proxy) it will not cause an error, but a new connection will be opened instead.

6. Bug fixes

6.1. General

- Fixed an error involving cache refreshing that occurred on environments containing related processes (i.e. processes from other applications). The error caused e.g. looping On Timeout actions, and the "An item with the same key has already been added" error which caused Portal to become unresponsive.
- The login parameter in SQL queries will have a set length (255).
- Unified the behavior of the **ExpectContinue** header (status 100) for Portal and the service. Authentications that download a token will have this value set to True by default in order to facilitate a connection.
REST actions and data sources will have this value set to False by default. It can be changed in the action configuration via the XML file only.

6.2. Portal

- The order of columns in the Excel file exported from a **Dictionary Report** will correspond to the column order on the view from which the export was initiated.
- Fixed an issue preventing the saving of a **Report** if the first view was a chart.
- Editing **BPS Groups** will no longer cause the BPS_ID to be validated - it cannot be changed anyway.
- Fixed an issue on **Reports** that caused the scroll bar not to appear.
- Fixed an error preventing attachments with .MSG extensions from being added.

6.3. Form

- Optimized the **Attachments panel** on the form. Excessive SQL queries were activated when loading related attachments and e-mail conversations.
- Fixed an issue that prevented **Form rules** from being used on **Data table** type fields.
- Improved the visibility of the version number in the start step.
- The attachment preview window on the form will now fit the screen better - leaving less space above and below the window.
- Fixed the centering of **Yes/No** choice fields (i.e. checkboxes) on **Item lists**.
- Fixed a formatting issue in **Data row** form fields, numbers will be aligned to the right.

- Fixed an issue that caused the "target field" function in **Choice fields** to treat text as dates.
- The **Data row** form field displaying a percentage with no value will now show "0%" using the control font color.
- Fixed an error that prevented **Form rules** executed on value change to take effect on **Local attachment** columns of **Item lists**.

6.4. Designer Studio

- Optimized saving in Designer Studio.
- Calculated columns, system fields, and Item lists will not be exported to Excel from **Dictionary reports**.

6.5. Actions

- Exchange events created using MS Graph will include HTML in the event description.
- Improved error logs for actions involving SharePoint.
- Fixed lack of item lists in the mapping of the **Generate Excel file** action.
- Exchange actions configured to set the status in Graph when creating/modifying Exchange Events will now work correctly.
- Fixed an issue preventing the **Invoke SOAP Web service** action from being configured after constants were used in its configuration.

6.6. Rules

- Fixed an issue after defining a **Form rule** on a page load with respect to the **Item list** whose visibility on the **Field matrix** was hidden. A similar issue occurred when the Item list was visible and one of its columns was not.
- Fixed an issue that prevented **Form rules** from being used on **HTML** type fields.
- Fixed an error that occurred when using an unsaved **Business rule**.
- Fixed an issue that allowed variables to be used in places where they shouldn't be available.

6.7. Data sources

- Fixed an issue that made it impossible to filter the **SharePoint list** data source column using the value from the **Yes/No choice** form field.
- Invoking **SharePoint list** type data sources will work through a proxy.

6.8. Add-In

- Improved the loading of translations into the Outlook Classic Add-in.
- The Outlook Modern Add-in will show correct info about not supporting Outlook 2019.

6.9. Mobile app

- Fixed an error that would sometimes occur on the mobile Safari form when attempting to save immediately after entering data into the **Multiple lines of text** field in rich mode.

6.10. Service

- E-mails processed by a **HotMailBox** configured to use **Exchange Online - Microsoft Graph** will be marked as read in the archival mailbox.
- Fixed an issue involving incorrect date conversion by HotMailBoxes.
- Fixed an issue with licensing in Cloud installations - an erroneous message was displayed about the service account needing licenses.

6.11. Designer Desk

- Added a migration script that deletes unused automations in published Designer Desk applications.

WEBCON **BPS 2022 R4**

history of changes for version 2022.1.4.84

Table of Contents

1. Before upgrading WEBCON BPS.....	3
1.1. Before upgrading WEBCON BPS.....	3
2. Information.....	4
2.1. Actions.....	4
2.2. Add-In.....	4
3. Changes to existing features.....	5
3.1. API & SDK.....	5
4. New features.....	6
4.1. Service.....	6
5. Bug fixes.....	7
5.1. General.....	7
5.2. Portal.....	7
5.3. Form.....	7
5.4. Designer Studio.....	7
5.5. Actions.....	8
5.6. Rules.....	8
5.7. Data sources.....	8
5.8. Mobile app.....	8
5.9. Service.....	9
5.10. Designer Desk.....	9

1. Before upgrading WEBCON BPS

1.1. Before upgrading WEBCON BPS

- To avoid unnecessary interruptions in the system operation, make sure that WEBCON BPS licenses are up to date. To do this, verify the availability of the **WEBCON BPS Server 2022** license in the license report. This report is available from **WEBCON BPS Designer Studio** -> *system menu in the upper left corner* -> **Licenses**. Current licenses must be downloaded if necessary.
- If the changelog contains a section titled "Changes to existing features", please verify whether the changes will impact your implemented system in any way.

2. Information

2.1. Actions

- Due to the support for Internet Explorer and the **BPS ActiveX** plugin being discontinued, the **Signature performed by user** option is being removed from the **Sign an attachment** action configuration.

The configurations of actions that have been configured to work in this mode can only be viewed through the XML preview button:



Attempts to execute actions configured in **Signature performed by user** mode will result in an error.

2.2. Add-In

- The names and descriptions of our Add-ins for Outlook and Word have been updated to:

WEBCON BPS Add-In for Microsoft Outlook

A web Office add-in for Microsoft Outlook online and desktop client for Windows or macOS

WEBCON BPS Add-In for Microsoft Word

A web Office add-in form Microsoft 365 Word online and Microsoft 365 Word desktop for Windows or macOS

3. Changes to existing features

3.1. API & SDK

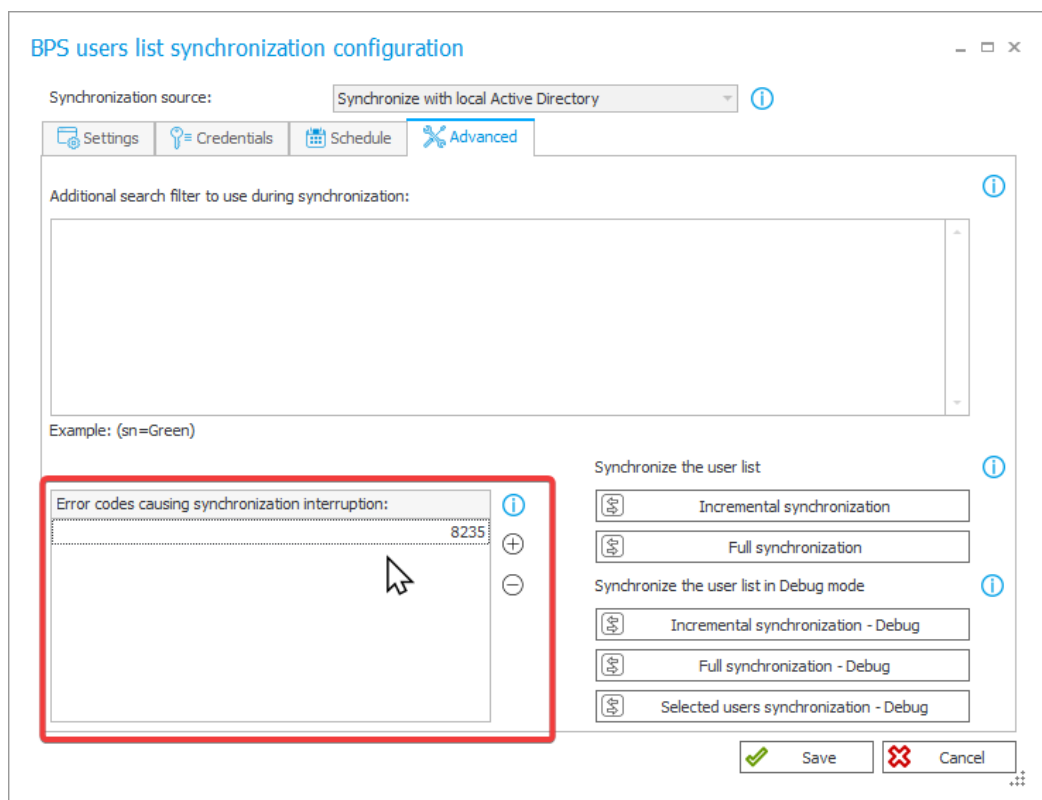
- The 200-character limit for URLs in the configuration of applications has been removed.

4. New features

4.1. Service

- Added the ability to define a list of all error codes that will interrupt the user synchronization. All other error codes will not interrupt the user synchronization – it will be completed, albeit with errors (information about them will be included in the log).

Full list of error codes can be found here: <https://learn.microsoft.com/en-US/windows/win32/debug/system-error-codes--8200-8999->



5. Bug fixes

5.1. General

- DBO has been correctly assigned in the script for creating the PublishedAttachments table and new action kinds related to editing files with OneDrive.
- Fixed an issue that prevented connection to Microsoft Dynamics 365 used by selected sources and actions in the system.

5.2. Portal

- Fixed an issue that caused the **Recent activities** view to display the activities of other users.

5.3. Form

- Fixed an issue that occurred when entering from an OCR project a value to a form field, which is a number greater than or equal to 1,000,000.00 and whose thousands separator is a period.
- Fixed an issue with the attachment preview that was caused by its placement on the form being other than the default.
- If the attachment preview is opened when the form is loaded - the first added attachment will be displayed (instead of the first one alphabetically).
- Fixed an issue that caused **Item list** columns set using the **Change item list values** action to not also set relevant target fields.
- Fixed an error on the form which occurred when attempting to perform some operation on an item list after an unsuccessful **Validate form** action.
- Fixed an error that prevented e-mail conversations containing large attachments (>4MB) from being added as attachments to a workflow instance.
- Fixed an issue involving data not being saved on the form. The issue occurred when the form was first opened in read-only mode, then switched to edit mode, and was left open in the browser for ~10 minutes.
- Fixed an issue with calculating the value of a **Hyperlink** column on **Item lists**. The issue made it so that the hyperlink was built based on the first row of the item list and displayed in all rows.

5.4. Designer Studio

- Fixed an issue with refreshing the **Workflow Designer**, in some cases, deleting paths from the designer would prevent saving.

- Fixed incorrect deletion of space character at the beginning and the end of the text entered in the TEXT business rule.

5.5. Actions

- Fixed an issue that occurred when the **Generate an Excel file** action was configured to create an .xlsx file **From url**. In that case, the user received a message that the indicated file does not exist. After the change, with that configuration, Excel files are correctly generated.
- Fixed an issue that caused the mapping of **Item list** columns to be lost when configuring the **Invoke REST Web service** action and reloading the response for JSON Grid. As a result, the values of these columns were not entered on the form. In addition, improved the cleaning of tree fields in the **Values mapping** table when complex field types are changed.
- Adding privileges to a SharePoint list element via the **Add SP privileges** action will add privileges to the selected element only - an error caused the privileges to be added for the entire list.
- **Timeout** triggers will now be ordered alphabetically (instead of by ID).
- Fixed an error in the **Update attachment** action - changing the name of the attachment to include a dot '.' would add two instead.
- When using **Business rules** in the configuration of **Invoke REST Web service** actions, the action will now correctly save the type of data returned by the rule.

5.6. Rules

- Fixed an issue with the **STRING REPLACE** function, an error would occur if a business rule was used inside this function.
- Fixed an issue after defining a **Form rule** on a page load with respect to the **Item list** whose visibility on the **Field matrix** was hidden. A similar issue occurred when the Item list was visible and one of its columns was not.
- Fixed an issue that prevented the **GET ATTACHMENTS** function from working correctly in a path's **Availability restriction on form** business rule.

5.7. Data sources

- Fixed a migration issue with the XML configuration of the **Data table** type form field. The issue occurred for data source columns whose names consisted only of spaces.

5.8. Mobile app

- Fixed an error that appeared when creating a new profile in the mobile app. The error was related to WEBCON BPS license checking.

5.9. Service

- Fixed an issue with the license activation packs. Attempting to update the license packs could result in an error if the service was activated in a version older than 2022.1.4.
- Fixed an issue and behavior in case the currency exchange rate synchronization fails.
- Fixed an issue that cause service modules to be activated multiple times - this would cause e.g. the same e-mail to be sent more than once.

5.10. Designer Desk

- Fixed an error preventing attachment preview in instances started with Designer Desk.

WEBCON **BPS 2022 R4**

history of changes for version 2022.1.4.61

Table of Contents

1. Before upgrading WEBCON BPS.....	4
1.1. Before upgrading WEBCON BPS.....	4
2. Information.....	5
2.1. General.....	5
3. Changes to existing features.....	6
3.1. Designer Studio.....	6
3.2. Actions.....	6
4. Bug fixes.....	7
4.1. General.....	7
4.2. Portal.....	7
4.3. Form.....	7
4.4. Designer Studio.....	8
4.5. Actions.....	8
4.6. Rules.....	8
4.7. Mobile app.....	8
4.8. Service.....	8

1. Before upgrading WEBCON BPS

1.1. Before upgrading WEBCON BPS

- To avoid unnecessary interruptions in the system operation, make sure that WEBCON BPS licenses are up to date. To do this, verify the availability of the **WEBCON BPS Server 2022** license in the license report. This report is available from **WEBCON BPS Designer Studio** -> *system menu in the upper left corner* -> **Licenses**. Current licenses must be downloaded if necessary.
- If the changelog contains a section titled "Changes to existing features", please verify whether the changes will impact your implemented system in any way.

2. Information

2.1. General

- During the update, a migration script will delete empty translations. These could have accumulated in previous versions of the system.

3. Changes to existing features

3.1. Designer Studio

- **Form field Groups** can no longer be renamed or deleted in LITE mode.

3.2. Actions

- The **Manage BPS user licenses** action (which was previously only available in Cloud installations) can now also be used in on-prem installations that use the subscription licensing model.

4. Bug fixes

4.1. General

- Fixed the SQL query used to load the user list in the **Admin Panel**. The issue was caused by a reference to a SQL function unavailable in SQL Server 2014.

4.2. Portal

- In the **Removed users** view in the **Admin panel**, the name of the mass action button was changed to **Remove licenses** instead of **Add/Remove licenses**.
- Fixed an issue preventing adding **KPI Report** tiles to a **Dashboard**.
- Improved the efficiency of SQL queries in **Reports** containing the **Assigned to** system column.
- Fixed a problem causing no response after clicking the **NO** button in the modal window of a notification shown upon completion of a menu button action. Currently, the notification window includes only one button for closing it.
- Fixed the effect of global privileges on **Reports** using Solr Searchindex as their source of data.

4.3. Form

- Fixed incorrect placement of form fields above each other on a form despite enabling the **Horizontal arrangement of form fields in group**. The problem occurred after entering **display: none** setting in the **Field name style** field.
- Fixed incorrect operation of the change detection mechanism. If a form included global form fields, changes in the process configuration always required refreshing of the form.
- Unified rounding of column summaries of **Item lists** and the form fields to which its value is copied. Rounding will behave everywhere like in Excel - rounding up from (and including) 5.
- Improved the way in which the focus is set when switching the form into edit mode. **Data Table** and **Data row** form fields will not be focused first when switching into edit mode.
- **Form validation** will be disabled in Read-Only mode and when viewing archived instances - there is no point in showing the user errors concerning data they cannot change anyway.

4.4. Designer Studio

- Fixed an issue that precluded entering superior for an already added external user. As a result, the field **Superior** was visible only when adding a new external user.
- Fixed an issue that blocked certain areas of Designer Studio (e.g. REST API) when the number of other available licenses was exceeded (even if the user using Designer Studio had the correct license).
- Fixed incorrect formatting of date and time returned by the business rule **SELECT VALUES**. The problem consisted in returning the date with an offset in relation to the time zone. Now, the rule returns dates in ISO format compatible with the system.

4.5. Actions

- When using an **Action template**, the documentation was not copied into the place where the template is used - this has been fixed.
- In the case of missing licenses, **Menu button** actions on the form will be inactive.
- Fixed an issue with the **Generate/Update a Word file** action - the issue occurred when the template used in the action was edited at the form level, this led to some fields used in the template not working correctly during document generation.

4.6. Rules

- Fixed the context menu in **Rules** that is accessed via the Ctrl + Space shortcut. The values in the menu will be displayed in the correct order.

4.7. Mobile app

- Fixed an issue in WEBCON APPS that resulted in displaying a false message informing that a file is edited by a different user, which precluded its edition. The problem was caused by a file edition lock entered in the **WebDavLocks** table. A mechanism checking whether the lock expired has been added. Removal of expired entries in the table has been introduced.

4.8. Service

- Fixed an issue that caused user synchronization and mass notifications to be triggered immediately after restarting the service. This problem occurred when an activation time was defined in the schedule, and the service was restarted after this activation time (on the same day).
- Added validation for the **Active Directory properties** column. It may not contain special characters or spaces.
- Improved the efficiency of Solr indexing by disabling the indexing of content from unused index columns: ModifiedByHistory_ID, ModifiedByHistory_Name.

- Fixed an issue with the attachment processing history logs of **HotFolders**. The problem involved there being too many logs in the Designer Studio reports. Excessive logs will now be displayed as service activity.
- Fixed incorrect attachment processing during full Solr indexing. The problem derived from an external component running in the same process as the service, which resulted in the crash of the whole process.

WEBCON **BPS 2022 R4**

history of changes for version 2022.1.4.47

Table of Contents

Before upgrading WEBCON BPS	3
1.1. Before upgrading WEBCON BPS.....	3
2. Changes to existing features	4
2.1. General.....	4
2.2. Portal	4
2.3. Form	4
2.4. Actions	5
2.5. API & SDK	5
3. Security fixes	6
3.1. Security fixes	6
4. New features	7
4.1. Working with OneDrive files.....	7
4.2. General.....	10
4.3. Portal	10
4.4. Designer Studio.....	12
4.5. Tooltips for business rules and automation parameters	12
4.6. Designer Desk	14
4.7. API & SDK	14
5. Bug fixes	17
5.1. General.....	17
5.2. Portal	17
5.3. Designer Desk	18
5.4. Form	18
5.5. Designer Studio.....	19
5.6. Actions	21
5.7. Rules.....	21
5.8. Data sources.....	21
5.9. Add-In.....	22
5.10. Service.....	22

Before upgrading WEBCON BPS

1.1. Before upgrading WEBCON BPS

- To avoid unnecessary interruptions in the system operation, make sure that WEBCON BPS licenses are up to date. To do this, verify the availability of the **WEBCON BPS Server 2022** license in the license report. This report is available from **WEBCON BPS Designer Studio** -> *system menu in the upper left corner* -> **Licenses**. Current licenses must be downloaded if necessary.
- If the changelog contains a section titled "Changes to existing features", please verify whether the changes will impact your implemented system in any way.

2. Changes to existing features

2.1. General

- Removed the global parameter: **ExceptionsLanguage**. Messages from technical errors will be displayed in the user's language.

2.2. Portal

- In the **Color theme** settings of Portal:
 - Removed the **Task counter numbers** color picker (it was not used),
 - Changed the font color in the **WEBCON Dark** theme from white to gray,
 - Removed coloring options for **Filter buttons** and **Filter button text**.

The appearance of these elements is now consistent with the appearance of regular buttons and text. To distinguish active filter buttons their background is now dimmed.

- Fixed error preventing the execution of **Hyperlink** action for an external domain by removing validation of such a domain.

2.3. Form

- The **Single line of text** form field will now limit the maximum number of characters entered to **255**, which is the limit of characters saved in the database for this type of field (in earlier versions, a user could enter any number of characters but only 255 would be saved). Additionally, a limit was imposed on the field's other operating modes: **Image field** (243 characters) and **Hyperlink field** (237 characters) in order to fit additional characters that are saved in the database for this configuration.
- Suffixes and prefixes in **Floating-point number** form fields and **Item list** columns are now placed inside the field frame to improve the overall appearance and harmonize with the already existing layout of the **Calculated floating-field value** columns.



Price	Total
1500.00 USD	3000.00 USD
1500.00 USD	3000.00 USD

- Unified the coloring of buttons in form field controls – they will correctly inherit **Regular button** settings in the **Color themes** configuration of Portal.
- Due to implementation in the form logic of a mechanism for checking the number of characters entered into the **Single line of text** form field, the on-path transition is not possible if the default value text of this form field exceeds the maximum allowed length (depending on the mode: 255, 243, or 237 characters). In such

cases, it is necessary to change the configuration so that the default value text would not exceed the allowed length.

2.4. Actions

- Added an alert in the **Invoke REST Web Service** action that uses JSON Grid controller warning users about deleting subordinate nodes when changing collection type to **valuesCollection**.
- Changed the moment in which the **Action execution condition** is evaluated. The condition is now checked right before the action execution – similarly to how it was checked in WEBCON BPS 2021.
This change will affect mainly actions executed outside the transaction. Their execution condition will also be checked outside the transaction (i.e. right before action execution) instead of during the transaction (i.e. at the moment the action is queued).

2.5. API & SDK

- **CompanyStructureHelper** can now load the manager/subordinate without passing the process ID (information is obtained from the context).

3. Security fixes

3.1. Security fixes

- Updated **moment-timezone** component to version 0.5.37 due to CWE-319-related vulnerabilities

4. New features

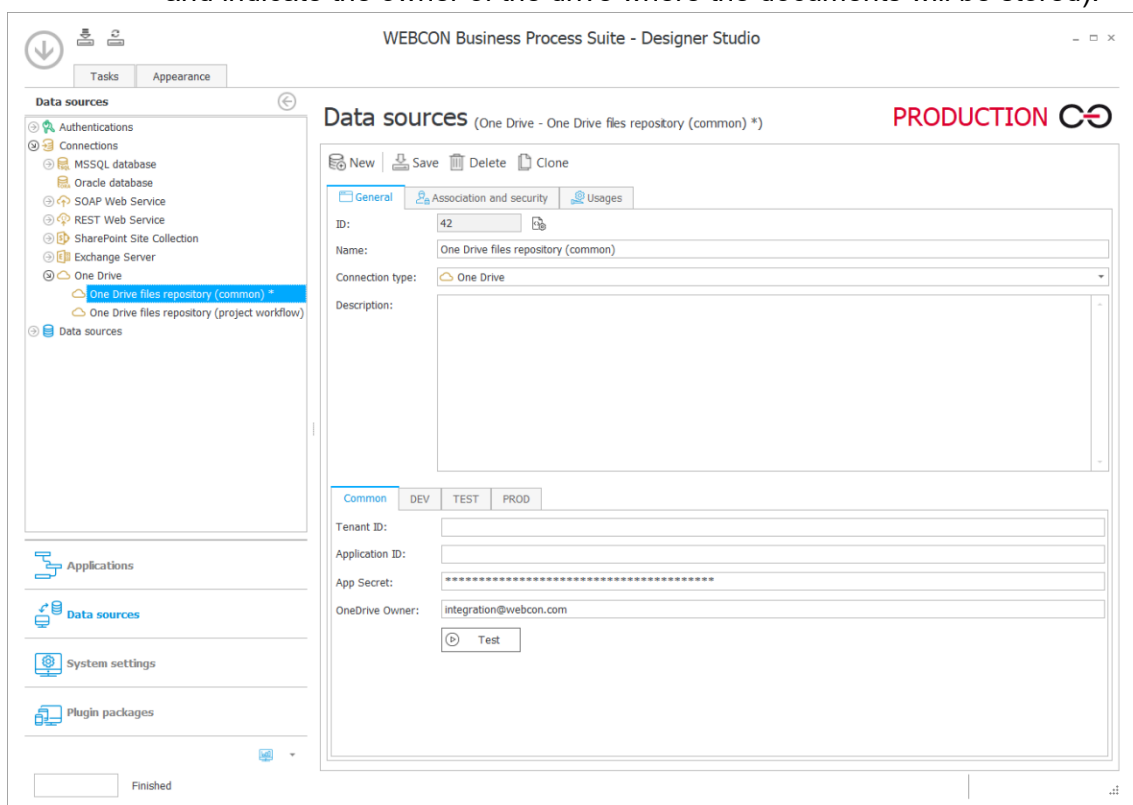
4.1. Working with OneDrive files

Introduced the ability to work with attachments in the form of files stored on OneDrive. The user will be able to edit MS Office files (Word, Excel) in Microsoft 365 **both in a desktop browser and from mobile devices** (app, browser).

New connection type – connection to OneDrive

In the **Data sources** section, the user can now configure a new connection type – **OneDrive**. When adding a new such connection, it is possible to define the following parameters:

- **Tenant ID**
- **Application ID**
- **App Secret**
- **OneDrive Owner** (it is necessary to create a dedicated technical account and indicate the owner of the drive where the documents will be stored).

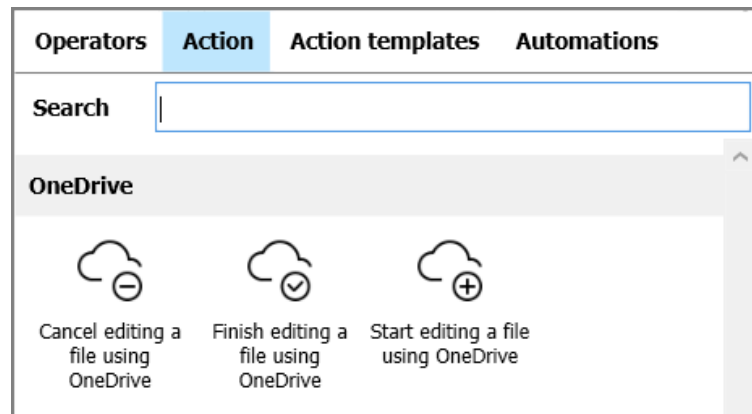


The connection configuration allows to enter various parameters for **DEV/TEST/PROD** environments. The connection, like all other connections in the system, will be transferred via Import/Export, i.e. the connection will appear in the tooltip when importing files, if used in the process.

The connection ID will be saved in the metadata of attachments so that the user can work with the right file at the form level.

New actions in the OneDrive group

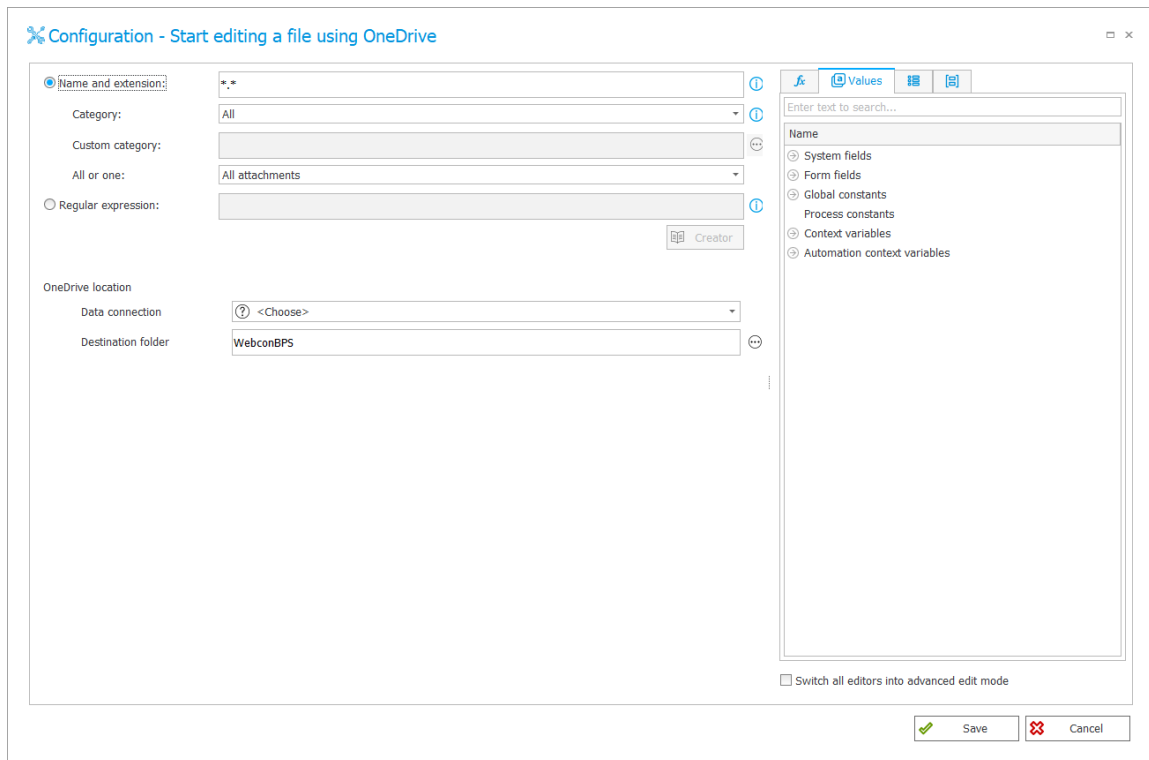
The list of available actions has been expanded to include the **OneDrive** group which has 3 items:



Start editing a file using OneDrive

The action allows to add a copy of a file in the indicated location on OneDrive. The permission to edit the file in OneDrive is granted only to the users authorized to edit the instance to which such a file is attached.

The action **Start editing a file using OneDrive** can be configured in a dedicated window:



with the following options available:

- **Name and extension** – a field in which to specify the name and/or extension of the file.
 - **Category** – allows to select the category in which attachments are searched. The available categories are: **All, Custom, None.**
 - **All or one** – the user can indicate whether the following will be returned:
 - **All attachments** [that meet the criteria],
 - **The oldest attachment,**
 - **The newest attachment.**
 - **Regular expression** – a field specifying the standard action when selecting an attachment.
- **OneDrive location**, including:
 - **Data connection** – allows to select a connection to OneDrive from the list of defined connections.
 - **Destination folder** – allows to select a folder in text format.

Finish editing a file using OneDrive

The action retrieves the file from OneDrive and removes the link of the file in the database with the file in OneDrive.

The action operates on all attachments linked to the instance in the context of which it was triggered (or in the context of a single file if it was triggered from the **Attachments menu** or in the automation (**For each** operator)). The appropriate file on the corresponding OneDrive is referenced based on the information saved for the file during its check-in.

Cancel editing a file using OneDrive

The action allows to cancel the link to an attachment in the workflow and restore the version from before publication, e.g. in situations where unexpected errors occur.

Similar to **Finish editing a file using OneDrive**, the action affects all attachments linked to the instance in the context of which it was triggered (or in the context of a single file if triggered from the **Attachments menu** or in the automation (**For each operator**)).

The action removes the selected files from OneDrive, restores the file from before it was checked in the database, and also deletes all information about the file's link in OneDrive.

The above actions are available for all action triggers except for the following:

- **On start (cyclical)**
- **Attachments menu in the View mode**

4.2. General

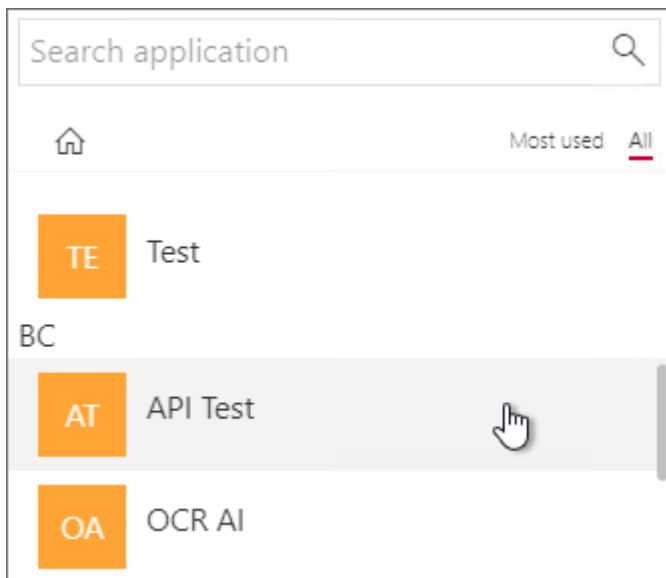
- Expanded the **Licenses and Users** section of the **Admin Panel** in Portal.

Display name	User identifier	User CAL	Single Solution	Designer Desk CAL	Power User CAL	Type
Danny Ingo	danny.ingo@webcon.pl	<input type="checkbox"/>	2	<input checked="" type="checkbox"/>	<input type="checkbox"/>	Defined - External User
Eve Mendes	eve.mendes@webcon.pl	<input type="checkbox"/>	0	<input checked="" type="checkbox"/>	<input type="checkbox"/>	Defined - External User
Isabel Green	isabel.green@webcon.pl	<input type="checkbox"/>	0	<input type="checkbox"/>	<input checked="" type="checkbox"/>	Defined - External User
John Doe	john.doe@webcon.pl	<input checked="" type="checkbox"/>	0	<input type="checkbox"/>	<input type="checkbox"/>	Defined - External User
		1/10	3/5	2/5	2/5	

This report is used to assign licenses to users - including **Single Solution Access** licenses for individual processes.

4.3. Portal

- Changed appearance of drop-down lists in Portal. A highly transparent, slightly visible hover with Portal theme text color is displayed on the active element background.



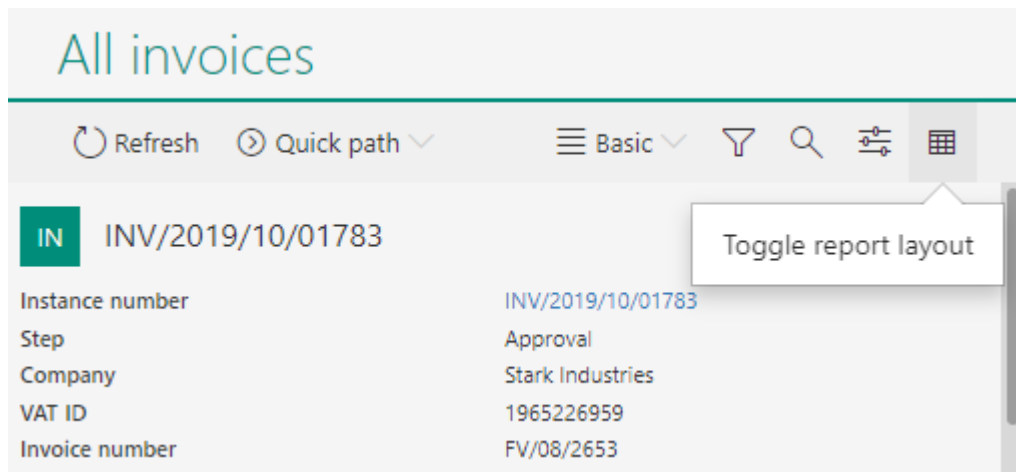
- Removed browser suggestions displayed in **autocomplete form fields** and **person selection form fields** that obscured the list containing data source values.
- Added the **Display mode** option to the **Views** tab of a **Report** configuration. This option is used to determine the display mode in table-type views.



Available modes:

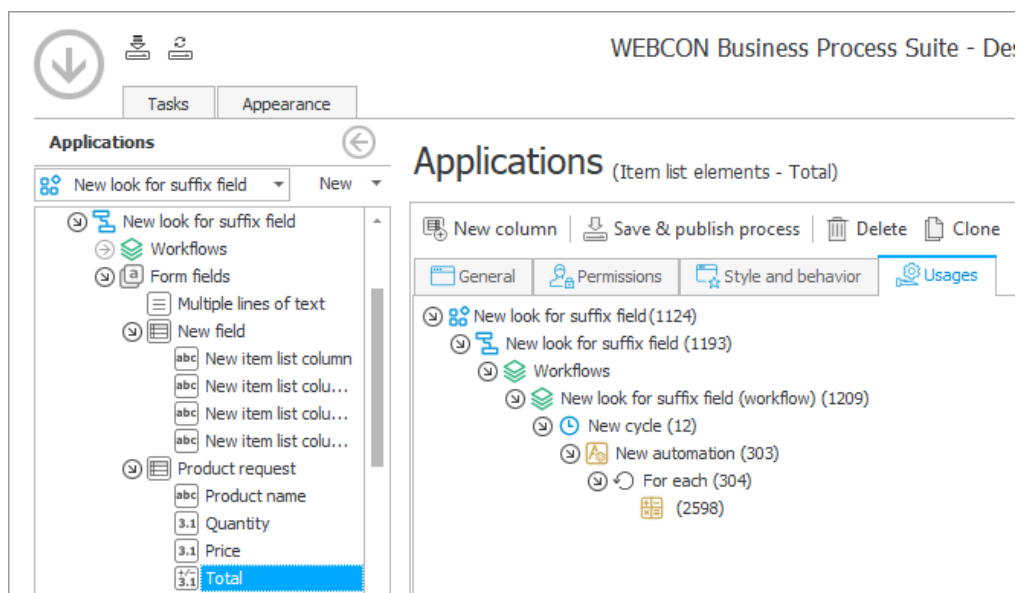
- **Dynamic** - display mode is dependent on screen width and it is dynamically switched between table and tile display. For small screen widths (e.g. for mobile devices) the **Tiles** mode is activated.
- **Table** - report data is always (regardless of screen width) presented in table display mode.
- **Tiles** - report data is always (regardless of screen width) presented in tile display mode.

When **Dynamic** mode is chosen and **Tiles** mode activates, the user may manually switch to **Table** mode using a button in the report menu.



4.4. Designer Studio

- Added **Usages** tab for **Item list** column like the one already available for form fields. It allows users to determine where a column is used.

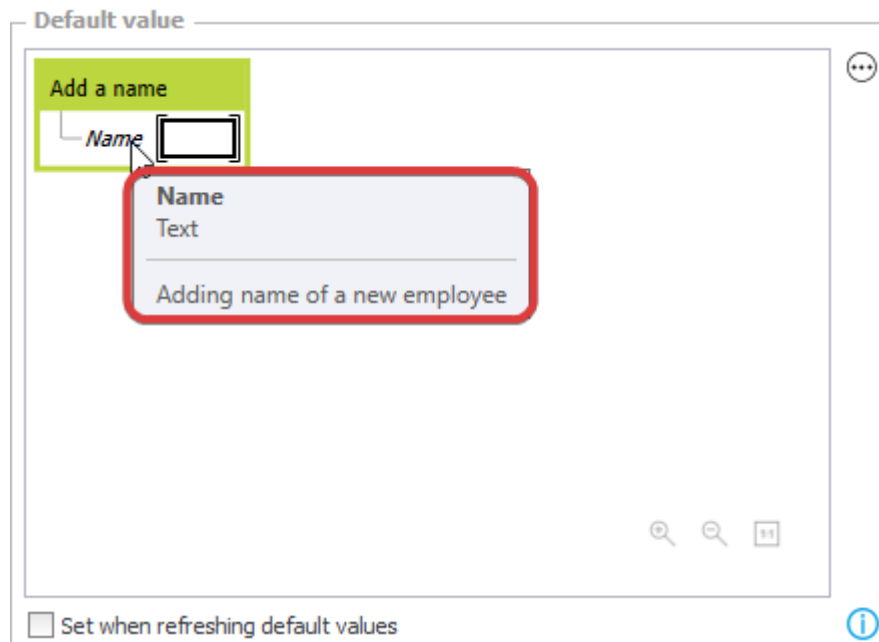


- Added information in the main form field matrix on breaking settings inheritance in a respective step. Similarly to compact forms where this feature is already available, the information is displayed after placing the pointer over the step column heading displayed in red italics.

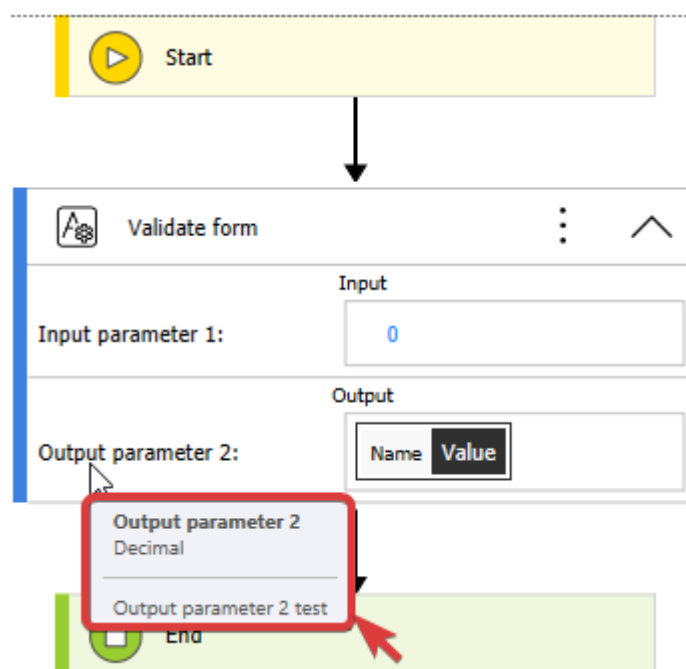
4.5. Tooltips for business rules and automation parameters

Tooltips for business rules parameters and input and output automation parameters are now added to business rules editor and automation editor in WEBCON BPS Designer Studio. The tooltips contain information on parameter name and type and its description.

After adding a parameter in business or form rules editor and defining its name and type, and adding description, this information is shown when placing pointer over the parameter added to a rule.

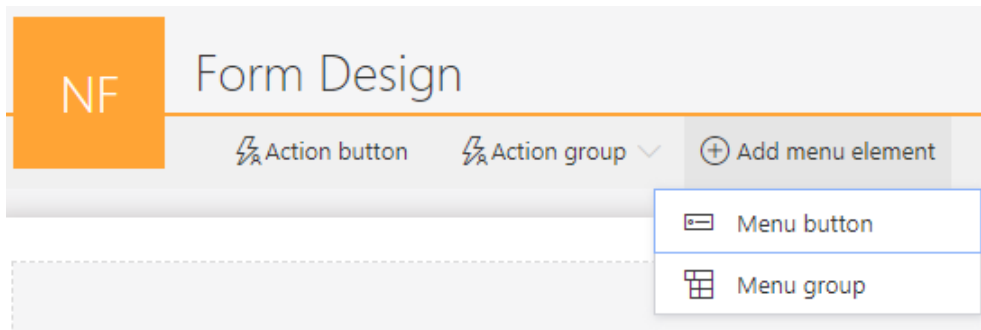


The tooltips are also available for input and output automation parameters. Once a new automation is created and an action is added in the **Configure automation** window opened with the **Edit** button, it is possible to add parameters in the **Parameters** tab on the right. Also here, it is possible to define parameter name, type, and description. After adding the defined automation, the added and saved parameter is displayed when a pointer is placed over it.

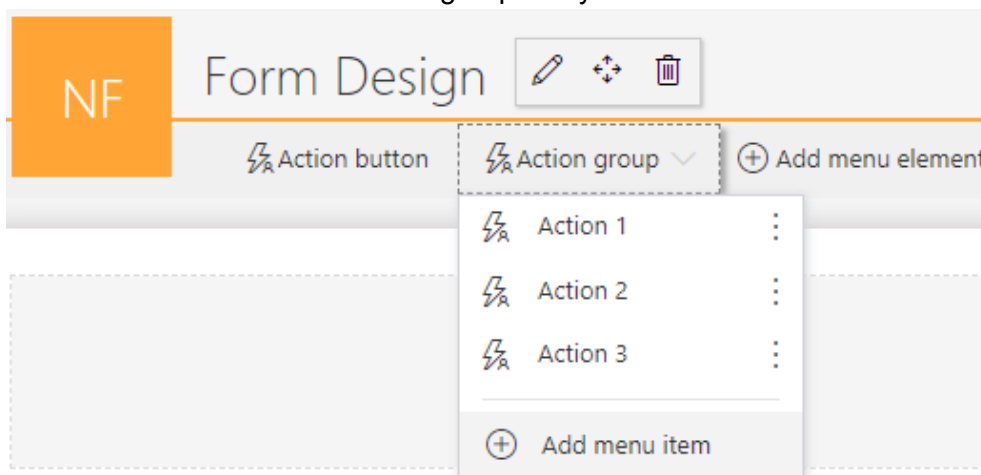


4.6. Designer Desk

- In the **Form designer** of the **Designer Desk**, it is now possible to add action buttons to the menu.



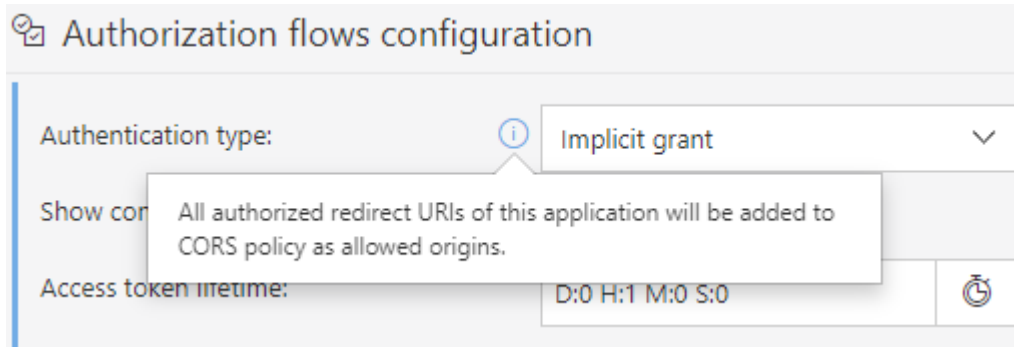
Individual menu buttons or menu groups may be added.



4.7. API & SDK

- Added filter to the SDK configuration attribute `ConfigEditableItemListColumnID` showing item list columns that restricts the selection of column types by users.
- Added 4 new fields to the `BaseContext` property available in SDK addons:
 - **Environment** (can return one of the following parameters: web (Portal), service, or unspecified),
 - **BSPPortalUrl** (Portal address),
 - **CurrentDbId** (data base ID),
 - **CurrentUser** (user running SDK).
- Added support for CORS (Cross-Origin Resource Sharing) in WEBCON BPS. In the configuration of **Applications with API access** (in the **BPS Portal Admin Panel**), if **Implicit grant** is chosen as the **Authentication type** - the entire list of

Authorized redirect URIs will be added to the CORS policy as allowed origins.



- Added a new method to **DocumentsManager** which can load an attachment from an instance number.
- Added **CustomFilesManager** to SDK which can be used to handle temporary files. It can save a temporary file to the WEBCON BPS database that can then be displayed or downloaded via a generated link.
- Data from WEBCON BPS can now be loaded in OData format.
Two new custom connectors have been made available that can be added to Power BI Desktop in order to import data easily.

The two connectors correspond to the two contexts in which data can be obtained - user (OAuth) or **Application with API access**.

In the latter case, it is necessary to create an **API application** in the **Admin panel** that uses the **App context** type and has **App.Odata.Read.All** permissions.

EA

Edit API application

Application type and credentials

Application type:	App context
Name*:	OData app integration
Login*:	odataconnector@webcon.com
E-mail:	g.stras@webcon.pl
Client ID:	8c7989cb-2668-48c4-9004-875b88945e9a

Secrets

Created on	Description	Value	Remove
9/20/2022 5:50 AM	Connector Access	b1*****	

+ Generate new client secret

Application permissions (scopes)

Name	Description	Remove
App.Odata.Read.All	Read form data in oData format in all processes...	

+ Edit

Once the connectors are placed in the "Custom connectors" directory of Power BI Desktop, they can be found through the "Get Data" function.

Get Data

All

Other

All

- WEBCON BPS Connector (Application context)
- WEBCON BPS Connector (User context)

The connector will require the Portal address, Content database identifier, and both **Client ID** and **Client secret** from the **API application**.

5. Bug fixes

5.1. General

- Fixed an issue with migration script 4992, which blocked the WEBCON BPS update.
- Fixed an issue that prevented adding a new SQL user during database creation.
- Fixed missing check-in mark in the **Integrated authentication** checkbox in **WEBCON Business Process Suite Installer** on the **SQL connection parameters** step after changing connection parameters from **SQL Server** to **Azure SQL Managed Instance** and back to SQL Server.
- Fixed local account verification in an environment without a domain.

5.2. Portal

- Fixed incorrect displaying of column names in the drop-down list in WEBCON BPS Portal. Data source column names are no longer displayed instead of the user-defined column names. The error occurred when a dictionary was defined as a data source in the **Popup search window** with **Searching** enabled and **Show in dialog (PopUp)** disabled in the **Advanced configuration**.
- Fixed an error that caused the Portal main page to scroll to the top when expanding groups of applications.
- Enhanced appearance of version column in instance history.
- Fixed an issue causing an incorrect change of data format in a **Single line of text** form field. The problem appeared when a string entered in the form field was a date in a specific format, making saving a particular data string in a database impossible.
- Fixed an issue that caused the page to scroll to the top of the dashboard when clicking on the column header of a report embedded on it.
- Added various improvements to how buttons on Portal behave, adjusted their size, and fixed issues with how they are highlighted.
- Reports that use the SearchIndex as their source will now export data to Excel much more efficiently.
- Fixed an issue resulting in untranslated column headings when selecting a user to delegate task to.
- Fixed an issue occurring at an attempt to edit Microsoft Word file in the **Attachments** section in Mozilla Firefox. Additionally, the user is alerted that the file cannot be edited when no suitable edition software is installed on their computer.

- Added message „Element was modified on another workstation. Refresh browser window.” displayed when trying to save an element modified on a different workstation. The message is displayed in a modal window that requires pressing the **OK** button.

5.3. Designer Desk

- Fixed an issue resulting in long user synchronization time. The endpoint returning incorrect user synchronization status was fixed in API 3.0 and 4.0.

5.4. Form

- Fixed an issue with sorting on an **Item list** with grouping enabled. The problem occurred when the sorting and grouping were both based on the same column.
- Optimized requiredness update mechanism for form fields and item list columns based on business rules. The update now takes place only when there are existing dependencies between form fields in requiredness rules.
- Fixed incorrect text display in MS Word file generated from a template. Previously, the text entered in three lines in the **Multiple lines of text** column of the item list was displayed in the MS Word file in one line.
- Fixed an issue with the visibility restriction rule for **Item lists** not working under specific conditions - the problem occurred when the form fields on which the rule was based were arranged in certain ways (e.g. when one form field was placed above and another below the Item list).
- Fixed an issue caused by substituting variable **Is edit mode active?** with **Do I have permission to edit?** in form rules resulting in returning TRUE value every time.
- Fixed an issue that broke the **Show field name** option for **HTML** form fields when it was located in horizontal form field groups.
- Fixed an issue resulting in displaying the message **Invalid Checksum**. The problem occurred after adding a new row in the Item list and selecting a value from the **Autocomplete** column.
- Fixed an issue causing incorrect comment validation in API. The problem occurred when transiting a path with marked **Comment required** checkbox.
- Fixed incorrect filtering of **Item list** columns with calculated value including Polish diacritics. The issue resulted in removing Polish diacritics in the filter values returned by the query to the internal API. After choosing the filter with such values, the system was unable to find the respective value. The problem occurred only for the database with **en-US** language.

- Fixed an issue that resulted in displaying the message **Cannot read properties of undefined (reading 'operationid')**. The problem appeared when a **Choice field** was filled out with a default value.
- Fixed incorrect placement of form fields above each other on a form despite enabling the **Horizontal arrangement of form fields in group**. The problem occurred after entering **display: none** setting in the **Field name style** field.
- Fixed incorrect comment requiredness validation. The issue occurred in the form read-only mode and blocked the on-path transition.

5.5. Designer Studio

- Fixed incorrect presentation of a variable instead of data source column name in the **DATA SOURCE VALUE** element in an unsaved business rule. The variable was also incorrectly displayed in the element tooltip.
- Fixed an issue causing problems with refreshing the form field list in sub-workflow settings. If a process included two workflows, the issue occurred after adding a new step following the transition from one workflow to the other.
- Fixed cache refresh after deleting an application - importing an application immediately after deleting another application will no longer cause an error.
- Fixed an issue consisting in inserting blank lines in standard e-mail text obtained from the **Multiple lines of text** form field operating in **Append mode** with the editor working in **Rich** mode.
- Eliminated value change in the **Redirect all e-mail notifications** checkbox in the deployment mode on clicking the **Save all** button.
- Fixed an issue that prevented copying and pasting form fields within a process.
- Fixed an error that caused the **Mass actions** tab to momentarily become visible in the configuration of a report configured to show data from the archive database (set to Process -> **Archived**).
- Fixed an issue with WebView2 component handling. If a user attempts to launch Designer Studio from two remote desktop sessions, they will receive a message about such a scenario not being possible.
- Fixed an issue with action template modification warning displayed when opening action template configuration at automation level. The warning is now displayed when trying to save the configuration.
- Added missing instance number nodes in the **Expression editor** window. The problem appeared when editing form custom instance number (Application name -> **Configuration** -> **Form types**).

- Fixed an issue causing an incorrect change of data format in a **Single line of text** form field. The problem appeared when a string entered in the form field was a date in a specific format, making saving a particular data string in a database impossible.
- Fixed an issue resulting in incorrect coloring of variables in **Designer Studio** when entering them in lower case.
- Fixed incorrect displaying of the **Hyperlinks** function (**Start Element (...)** and **Open Element (...)**). The issue consisted in displaying the function in advanced mode each time.
- Fixed incorrect display of login window when starting WEBCON BPS Designer Studio in administrative mode. As a result, the login window was displayed behind the Designer Studio banner.
- Fixed incorrect validation of e-mail address in deployment mode. Previously, after selecting the checkbox **Redirect all e-mail notifications** in **E-mail notifications** and leaving the **E-mail receiver** field empty, the system accepted the configuration as correct. Now, it is not possible to save settings without entering the e-mail address.
- Fixed an issue that precluded sending an e-mail with confirmation of successful path transition through **MailApproval**.
- Fixed an issue resulting in failure to import process. The failure was due to an invalid migration script that did not remove records from the **Translations** table referring to non-existent instances.
- Fixed an issue that caused incorrect plugin package creation and application import. The problem occurred in the environment with two WEBCON BPS Portal instances and load balancing through **Azure Application Gateway** with **cookie-based affinity** enabled.
- Fixed an issue that obstructed changing the sequence of form fields in **Global form template**.

5.6. Actions

- Fixed an issue with **Generate a PDF file** actions configured on the **Menu button** trigger. The issue was caused by access and privileges to the template based on which the file was generated.
- Fixed an error that blocked action templates from being created at **Automation** level.
- Fixed an issue obstructing the execution of **Hyperlink** action in the **On browser opening** automation.

5.7. Rules

- Fixed an issue with the **GET ATTACHMENTS** function failing to save attachments to an attachments column of an **Item list**.
- Fixed an error that caused complicated **Business rules** containing many components to treat the multiplication operator as addition.
- Fixed an issue that caused a **Business rule** to load the incorrect parameter type, e.g. it would treat a decimal-type parameter as text.
- Fixed missing **Context constants** in the editors of certain **Business rules**.
- Fixed an issue that prevented **Form rules** from clearing choice fields in OCR verification view.

5.8. Data sources

- Fixed an issue resulting in missing variables in the endpoint address for the **REST Web Service** data source. Fixed problem with the request body value transfer in JSON grid conversion. Added insertion of variables in the request body.
- Standardized how **Rest Web Service** data sources work.
A response that returns null or "" will pass DBNull.Value to the result.
Fields that are not returned in the response will not be included in the result.
- Fixed an error with importing dictionary instances from Excel in a dictionary process report - the error occurred when attempting to import data after deleting instances using the **Administration tools**.
- Fixed missing values in the **Edit parameters mapping** of **SOAP** and **REST Web Service** data sources
- Fixed a connection error to the database that occurred when the connection string contained a non-standard port before the SQL server name and was also separated with a space.
- Fixed a bug that occurred when trying to delete BPS data source after refreshing its configuration several times.
- Fixed a bug hindering synchronization of users between domains when the number of users exceeds the permitted length of the query sent to the database.

5.9. Add-In

- Fixed an issue preventing the user from logging in to the **Outlook Modern** add-in.
- Fixed the definition of the manifest file for the **Outlook Modern** add-In.

5.10. Service

- Fixed an issue that blocked e-mails from being sent via MS Graph if both the display name and e-mail address were defined.

WEBCON **BPS 2022 R3**

history of changes for version 2022.1.3.75

Table of Contents

1. Before upgrading WEBCON BPS	4
1.1. Before upgrading WEBCON BPS.....	4
2. Changes to existing features	5
2.1. Portal	5
2.2. Actions	5
3. Bug fixes	6
3.1. Form	6
3.2. Data sources.....	6
3.3. Service.....	6

1. Before upgrading WEBCON BPS

1.1. Before upgrading WEBCON BPS

- To avoid unnecessary interruptions in the system operation, make sure that WEBCON BPS licenses are up to date. To do this, verify the availability of the **WEBCON BPS Server 2022** license in the license report. This report is available from **WEBCON BPS Designer Studio** -> *system menu in the upper left corner* -> **Licenses**. Current licenses must be downloaded if necessary.
- If the changelog contains a section titled "Changes to existing features", please verify whether the changes will impact your implemented system in any way.

2. Changes to existing features

2.1. Portal

- Fixed error preventing the execution of **Hyperlink** action for an external domain by removing validation of such a domain.

2.2. Actions

- Changed the moment in which the **Action execution condition** is evaluated. The condition is now checked right before the action execution - similar to how it was checked in WEBCON BPS 2021.
This change will mainly affect actions executed outside the transaction. Their execution condition will also be checked outside the transaction (i.e. right before action execution) instead of during the transaction (i.e. in the moment that the action is queued).

3. Bug fixes

3.1. Form

- Fixed an issue with the visibility restriction rule for **Item lists** not working under specific conditions - the problem occurred when the form fields on which the rule was based were arranged in certain ways (e.g. when one form field was placed above and another below the **Item list**).
- Fixed an issue that broke the **Show field name** option for **HTML** form fields when it was located in horizontal form field groups.

3.2. Data sources

- Standardized how **Rest Web Service** data sources work.
A response that returns null or "" will pass DBNull.Value to the result.
Fields that are not returned in the response will not be included in the result.

3.3. Service

- Fixed an issue that blocked e-mails from being sent via MS Graph if both the display name and e-mail address were defined.

WEBCON **BPS 2022 R3**

history of changes for version 2022.1.3.65

Table of Contents

1. Before upgrading WEBCON BPS.....	4
1.1. Before upgrading WEBCON BPS.....	4
2. Changes to existing features	5
2.1. Portal	5
3. Bug fixes	6
3.1. Form	6
3.2. Designer Studio.....	6
3.3. Actions	6
3.4. Rules.....	6
3.5. Add-In.....	6

1. Before upgrading WEBCON BPS

1.1. Before upgrading WEBCON BPS

- To avoid unnecessary interruptions in the system operation, make sure that WEBCON BPS licenses are up to date. To do this, verify the availability of the **WEBCON BPS Server 2022** license in the license report. This report is available from **WEBCON BPS Designer Studio** -> *system menu in the upper left corner* -> **Licenses**. Current licenses must be downloaded if necessary.
- If the changelog contains a section titled "Changes to existing features", please verify whether the changes will impact your implemented system in any way.

2. Changes to existing features

2.1. Portal

- Fixed an issue where the task counter on the **My tasks** view on Portal would temporarily display an incorrect number of tasks - there will now be a loading icon displayed in place of task numbers as they are being updated.

3. Bug fixes

3.1. Form

- Improved the efficiency of loading default values.
- Fixed an issue with copying the column total of an **Item list** to a form field.
- Fixed the spacing between form fields in tabs - if the **Tab panel** had the **Show title** option enabled, the form fields in the tabs would not be displayed correctly.

3.2. Designer Studio

- Fixed an error when exporting processes. The error was related to the incorrect removal of translations.

3.3. Actions

- Fixed an error that blocked action templates from being created at **Automation** level.
- Added "raw" data mode for text fields used in **Invoke REST Web service** actions.
- Fixed an error that prevented duplicate **Actions** from being deleted from an **Automation**.
- Fixed an issue with the **Hyperlink** action not working correctly when redirecting from the **My tasks** view.

3.4. Rules

- Fixed an issue where variables referencing form field groups and tabs were not showing up in the **Form rules** editor.

3.5. Add-In

- In the Outlook Modern add-in, certain actions were unavailable (grayed out) when not in the context of an e-mail - this has now been fixed, and actions from the ribbon menu will now be available even when not in the context of a message.

WEBCON **BPS 2022 R3**

history of changes for version 2022.1.3.47

Table of Contents

1. Before upgrading WEBCON BPS	4
1.1. Before upgrading WEBCON BPS	4
2. Information	6
2.1. General	6
2.2. WEBCON BPS Authorization Service deactivated	6
2.3. Designer Studio.....	7
3. Changes to existing features	8
3.1. General	8
3.2. Portal	10
3.3. Form.....	10
3.4. Designer Studio.....	11
3.5. Actions	11
3.6. Automation transaction improvements.....	12
3.7. Rules	13
4. Security fixes.....	14
4.1. Security fixes.....	14
5. New features	16
5.1. General	16
5.2. Portal	16
5.3. New charts in the application reports	17
5.4. Filtering options on the Task list.....	22
5.5. Default user avatars	23
5.6. Improved Chart form field	24
5.7. Protection against leaving the form without saving changes	24
5.8. Form.....	25
5.9. Path panel anchored to the working area of the screen	25
5.10. Independent scrolling of the contents of the form information panel.....	27
5.11. Tooltips on the form's picker fields.....	27
5.12. Variable width of the drop-down list in columns and picker fields.....	28
5.13. Expanded Add a text layer action	28
5.14. Adding e-mail with MailApproval command as an attachment	30
5.15. Collection columns of the For each operator are now available in the action Change values of multiple fields	31
5.16. Option to disable sorting in the item list and data table.....	31
5.17. Designer Studio.....	33
5.18. Automations – ease of configuration	33
5.19. Default rule content for the action Invoke REST Web service	36
5.20. Word Modern available in WEBCON BPS.....	37
5.21. Actions on a step in the workflow designer of Designer Desk.....	40
5.22. Designer Desk.....	41

5.23. Extending privileges in WEBCON BPS Designer Desk	42
5.24. API	43
6. Bug fixes	44
6.1. General	44
6.2. Portal	45
6.3. Form.....	47
6.4. Designer Studio.....	48
6.5. Form fields	51
6.6. Actions	51
6.7. Rules	52
6.8. Data sources.....	52
6.9. Add-In	53
6.10. Mobile app	53
6.11. Service	53
6.12. Designer Desk.....	53
6.13. API	54

1. Before upgrading WEBCON BPS

1.1. Before upgrading WEBCON BPS

- To avoid unnecessary interruptions in the system operation, make sure that WEBCON BPS licenses are up to date. To do this, verify the availability of the **WEBCON BPS Server 2022** license in the license report. This report is available from **WEBCON BPS Designer Studio** -> **system menu in the upper left corner** -> **Licenses**. Current licenses must be downloaded if necessary.
- If the changelog contains a section titled "Changes to existing features", please verify whether the changes will impact your implemented system in any way.
- This update changes the SOLR search database structure. During the update, it will be necessary to provide the SOLR database admin's password in order to update the database and correctly complete the update process. Depending on the size of the SOLR database, this update may take some time.
- The version of the **ASP.NET Core 2.1** component used by WEBCON BPS Portal has been changed to **ASP.NET Core 6.0**.
The **ASP.NET Core 6.0 Runtime - Windows Hosting Bundle** component must be installed before the upgrade.
The installer will validate the component version during the upgrade.

NOTE:

Changing libraries for the WEBCON BPS Portal component to ASP.NET Core 6.0 resulted in switching to the .NET Core CLR runtime environment. The .Net Core CLR environment **does not support MS SQL server aliases**. Consequently, it is necessary to use the MS SQL server's direct name in the WEBCON BPS Portal configuration files and in the definition of MSSQL database connections configured in WEBCON BPS Designer Studio.

- If the upgraded environment uses connections to **SharePoint Server 2013**, **SharePoint Server 2016**, or **SharePoint Server 2019**, before starting the upgrade, the **SharePoint Server Client Components SDK** compatible with the corresponding **SharePoint Server** version must be installed on the server where **WEBCON Workflow Service** is installed. Connections to **SharePoint online** do not require installation of additional components.
To ensure the correctness and continuity of actions and data sources based on connections to **SharePoint Server**, **WEBCON Workflow Service** must be able to communicate with **SharePoint Server** using the **SharePoint Client Object Modal (CSOM)** component.
During the upgrade, the installer will verify that connections to **SharePoint**

Server have been defined in WEBCON BPS and that the correct version of the **SharePoint Server Client Components SDK** is installed.

Starting with WEBCON BPS 2022 R3, SDK add-ins must be compiled to **.NET Standard 2.0.2**.

- When upgrading to the latest version, it will be necessary to enter the password of the SOLR database administrator to verify the integrity of the data in the SOLR database and correctly complete the upgrade process. After the upgrade is complete, instance re-indexing tasks can be added to the SOLR indexing queue. Only entries with an empty WFDID field will be re-indexed.

2. Information

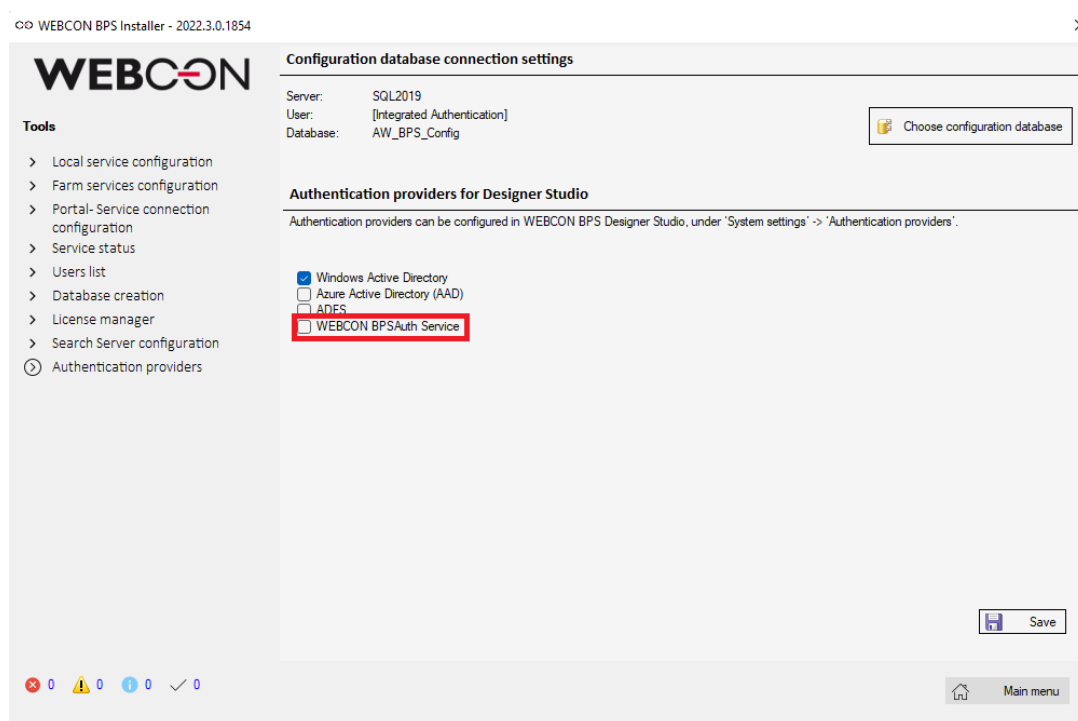
2.1. General

- Expanded diagnostic logging from the start of new workflow instances.

2.2. WEBCON BPS Authorization Service deactivated

Starting with WEBCON BPS 2022 R3, it will not be possible to configure WEBCON BPS Authorization Service (auth.webconbps.com) as the **Authentication provider** for new installations.

This service will be completely unavailable in WEBCON BPS 2023 R1.



Therefore, the user should consider changing the system configuration for authentication providers and abandoning WEBCON BPS Authorization Service in advance. As an alternative to WEBCON BPS Authorization Service, the system's built-in authentication providers (OpenID Connect or ADFS) should be used.

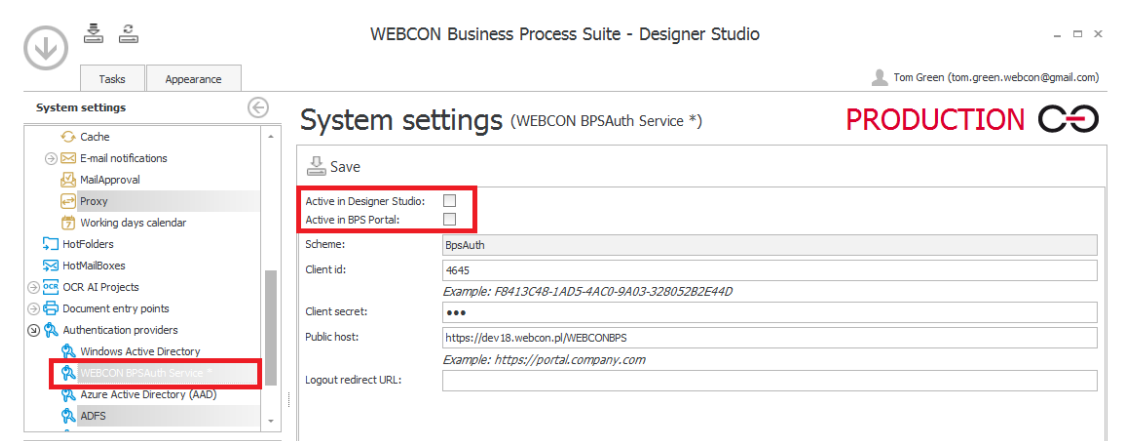
WEBCON BPS Authorization Service will continue to work in WEBCON BPS 2022 R3 and earlier versions.

Unless there is an active configuration, WEBCON BPS Authorization Service will no longer be available in WEBCON BPS Designer Studio.

Otherwise, the configuration will continue to work correctly.

If the user deactivates the configuration and attempts to save it, the following warning will appear:

"The configuration of the WEBCON BPS Authorization Service authentication provider has been deactivated. After saving changes and restarting the WEBCON BPS application pool, the configuration will no longer be available and cannot be activated. Do you wish to deactivate the WEBCON BPS Authorization Service authentication provider?"



2.3. Designer Studio

- Since support for IE is discontinued, the **Document scan** and **Use ActiveX Plug-In Client** checkboxes have been removed from the properties configuration of the Attachment panel.

3. Changes to existing features

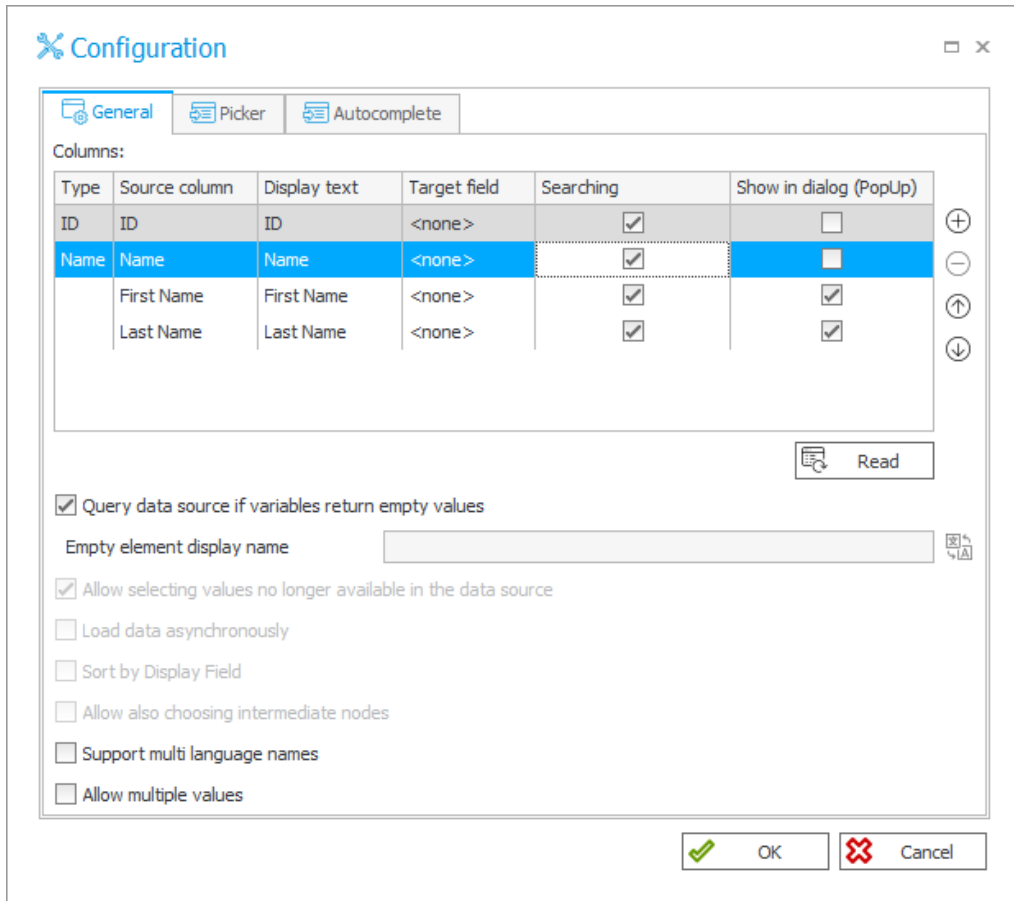
3.1. General

- Changed the method of searching for values in the source of the **Choice field** type form field when validating the entered value.

Currently, the validation mechanism checks that the data is correct in three steps:

1. If the option to search in the **ID** column is checked in the form field configuration, the entered value is compared (exact match) with the values of this source column. If the value is found, it is considered valid.
2. If the value is not found, the entered value is compared (exact match) with the other columns of the data source marked in the form field configuration as the columns in which to search for values. If the value is found, it is considered valid.
3. If the value is still not found, the entered value is compared with the other columns of the data source marked in the form field configuration as the columns in which to search for values. In this step, the search is performed taking into account the **Search mode** configuration of the form field if it is other than **Exact match** (e.g., **Starts with** or **Contains phrase**).

- It is also necessary to mark at least one source column as a search column in the form field configuration. This is verified when saving the configuration. If, so far, no source column has been designated as a search column in existing form field configurations, the **ID** and **Name** columns will be so designated during the upgrade to the latest version.



- Changed the date format set in the SDK plugins to yyyy-MM-ddTHH: mm: ss.
- The database compatibility level will be raised to maintain compatibility with **SQL Server 2012** for databases where this level is lower. For new installations, the compatibility level is set to **SQL Server 2014** (regardless of the SQL Server version on which the databases are created). **SQL Server 2014** is the earliest SQL Server version supported by WEBCON BPS 2022.
- For **SharePoint Site Collection** connections with the authentication method set to **Service account**, communication with **SharePoint Server** will be done using the account where **WEBCON BPS Workflow Service** is running. Previously, in this type of configuration, communication with **SharePoint Server** was done using the **WEBCON BPS Portal** application pool account. After upgrading the system, the privileges in **SharePoint Server** for the new account must be verified.

- Changed the scope of privileges and the dedicated database read account.

The change applies to systems where a dedicated **Database read account** was defined during installation (the account for which **SQL COMMAND** rules and all SQL queries using **Default connection** are executed).

When upgrading the system to the latest version, a database user named **BPS_User** will be created in all content databases with read permissions for selected tables and views. If a **BPS_User** user exists in the database, their privileges will be extended accordingly. The detailed scope of privileges granted to **BPS_User** is available in the `dbo.proc_GrantLowPrivileges()` stored procedure.

After upgrading the system, all queries performed so far by the system in the context of the dedicated **Database read account** will be executed in the context of **BPS_User**.

For newly created installations, all queries using the **Default connection** and queries executed in **SQL COMMAND** rules will always be executed in the context of **BPS_User**. It is not possible to change this behavior.

3.2. Portal

- The appearance of buttons in the system has been improved and unified. The change applies to e.g., buttons in pop-up windows, various scroll bars, and buttons next to choice fields.
- Due to the expansion of the chart feature in the application reports, the possibility of using non-numerical values in the Y axis configuration has been disabled. After updating the version, this report configuration must be manually changed.

3.3. Form

- Exporting data to Excel from a **Data table** form field can now also be done in **View mode** on the form - i.e. a user does not need to edit the form to use this export feature.
- Updated the color picker in the **Chart** form field to match other color pickers in the configuration of the Application.
- Changed display of row and cell colors in reports in WEBCON BPS Portal. After the upgrade, it will be possible to change the saturation of the selected color in the report configuration. The set color will be accurately reflected in the report view. Previously, the color transparency was set automatically, so that the color

of rows and cells was less saturated than the one selected during configuration.

- The functioning of **Item list** columns was brought in line with other form fields. The **Target field** option in **Item list** choice columns will work identically to the **Target field** option found in regular choice fields. Additionally, the order in which **Default values** are set will now follow the order of the form fields on the form - in older versions, item list default values were set at the end.

3.4. Designer Studio

- In the **Attachment details** configuration of the **Process Configuration**, the **Set on postback** checkbox was removed.

This option was no longer needed because its effect is already built-in to the MODERN form by default.

- The **Search** tab in the **History of changes** of a process is no longer available.

3.5. Actions

- The **Change value of a single field** action will now behave differently when the rule for calculating the value doesn't return any value.

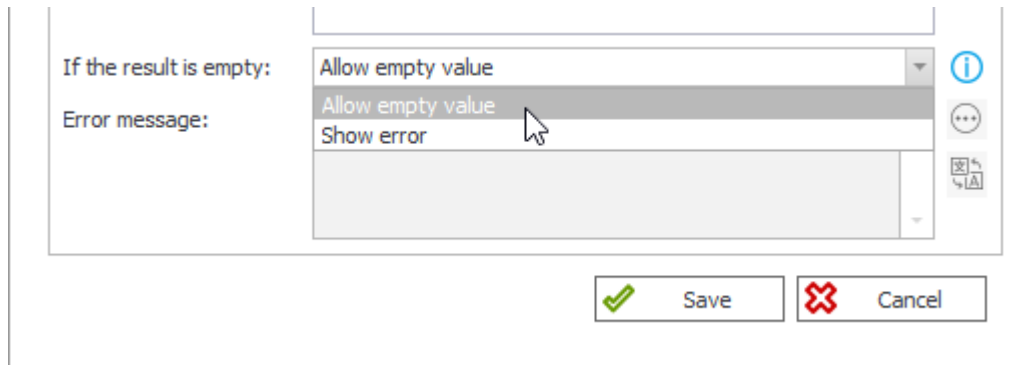
The option **If there are no results: Show error**, referring to results from **SQL COMMAND** and **DATA SOURCE VALUE** functions to calculate the value, is no longer supported.

The new options: **If the result is empty: Show error** and **If the result is empty: Allow empty value** will take into account the final result of the business rule calculating the value.

If the action is configured to: **If the result is empty: Show error** and the rule returns **EMPTY**, the configured error message will be displayed.

If the action is configured to: **If the result is empty: Allow empty value** and the rule returns **EMPTY**, the **EMPTY** value will be set in the form field, i.e. the field's value will be cleared.

When updating to the newest version, the updated **If the result is empty:** option will be automatically set to **Allow empty value**. To recreate the old outcome, manually modify the automation configuration to include a **Condition** preceding the action. This **IF** condition should check if there are any records returned by **SQL COMMAND** and **DATA SOURCE VALUE**.



- The actions for managing BPS groups: **Add/remove single user to BPS group** and **Add/remove multiple users to BPS group** can now add entire AD and AAD groups as users to BPS groups.
- Standardized behavior of an action in the system in the absence of its configuration. Currently, if an action has an empty configuration (the user has not completed its configuration after adding the action), when the action is launched, it will cause an error, all changes made as part of the automation will be withdrawn, and the error handling automation will be launched.
Until now, the behavior of an unconfigured action depended on its type: the action could end with an error, be correctly executed with the logging of information about missing configuration, or be executed with the default configuration.

3.6. Automation transaction improvements

A series of changes were made to the transaction mechanism in which actions are executed. The objective was to simplify the action execution logic to a point where most available actions could be used inside the **For each** loop, and make use of the **Parameters** of an automation.

Changes and affected actions:

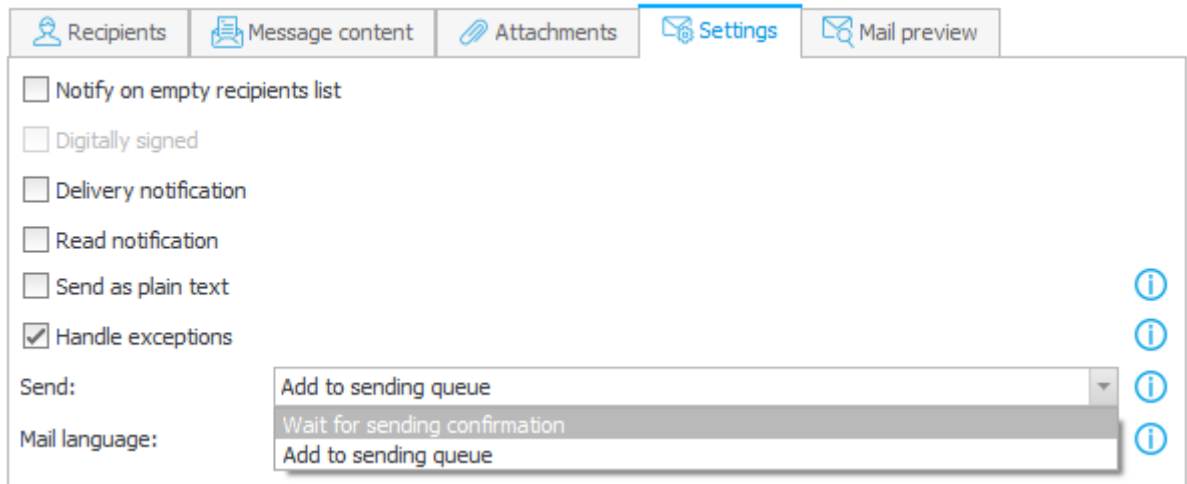
The only action that still has the **Execute outside the transaction** option is the **Read a barcode action**.



All actions can now reference the variables found in the **Parameters** of an automation (local, output, and input) in their configuration. The only exception is the **Read a barcode** action with the **Execute outside the transaction** option enabled.

In the **Send a custom e-mail** action:

- The **Send immediately** option was replaced with **Wait for sending confirmation**.
- The **Execute outside the transaction** option was replaced with **Add to sending queue**.



3.7. Rules

- Changed the behavior of the **SUBSTITUTES OF** function in business rules. If the **SUBSTITUTES OF** rule is executed within the same transaction (automation) as an **Add substitution** action, the rule will not include substitutes added with this action. The rule will return the current list of substitutes only after closing the transaction (i.e. successfully completing the automation). Additionally, it is important to note that automations triggered **On exit** from a step, **On path**, and **On entry** to a step are all executed in the same transaction. Therefore, the **SUBSTITUTES OF** rule will return the updated list of substitutes after the **On entry** automation is successfully completed.
- For form rules in JavaScript mode, the **MOVE TO NEXT STEP** function will now behave differently. From now on, when the path transition using the **MOVE TO NEXT STEP** function fails (e.g. due to FALSE being returned by the **Additional path validation form rule**), it will return `Promise.resolve(false)`.

4. Security fixes

4.1. Security fixes

- Upgrade of System.Text.RegularExpressions to version (4.3.1) due to vulnerabilities: CVE-2019-0820 and CWE-400

<https://snyk.io/vuln/SNYK-DOTNET-SYSTEMTEXTREGULAREXPRESSIONS-174708>

- Upgrade of NuGet.CommandLine to version (6.2.1) due to vulnerabilities: CVE-2022-30184 and CWE-200

<https://security.snyk.io/vuln/SNYK-DOTNET-NUGETCOMMANDLINE-2871345>

- Upgrade of System.Text.Encodings.Web to version (4.7.2) due to vulnerabilities: CVE-2021-26701 and CWE-94

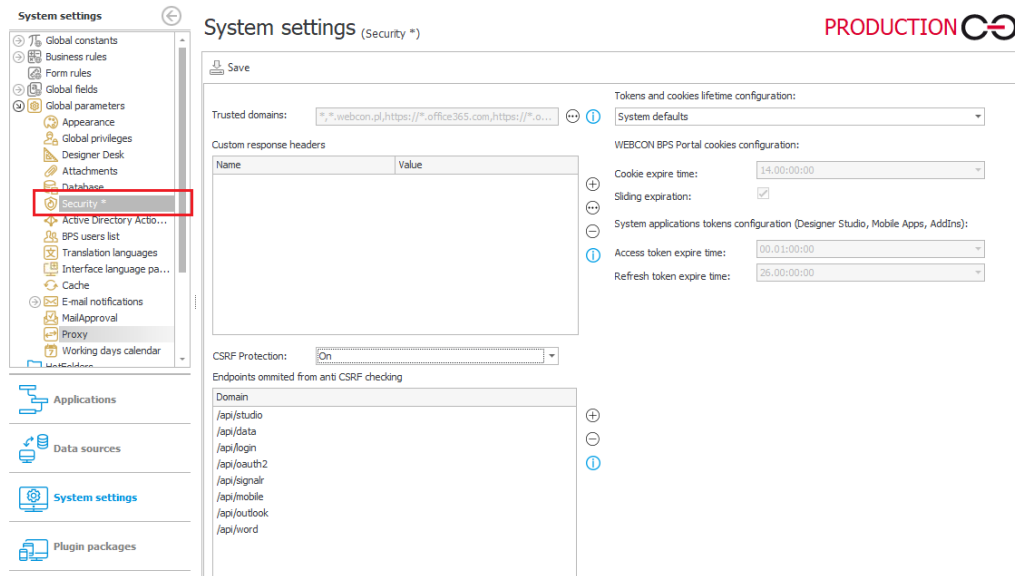
<https://snyk.io/vuln/SNYK-DOTNET-SYSTEMTEXTENCODINGSWEB-1253267>

- Upgrade of Newtonsoft.Json to version (13.0.1) due to vulnerability: CWE-755

<https://snyk.io/vuln/SNYK-DOTNET-NEWTONSOFTJSON-2774678>

- The new **Security** node in **System settings** of WEBCON BPS Designer Studio houses the configuration of protection against CSRF attacks (Cross Site Request Forgery, XSRF), and the option of setting up a list of exception endpoints (i.e. trusted domains) that will not be checked for CSRF vulnerabilities.

Other security-related settings that were previously found in the main **Global parameters** node have also been moved to this new **Security** node.



Protection against CSRF works by checking the Origin and Referrer headers in POST invocations from the user's browser. A correct configuration will protect all endpoints where a user is authenticated based on cookies provided by the browser.

Checking these headers will be omitted for endpoints relying on token authentication. The list of exceptions will contain such endpoints.

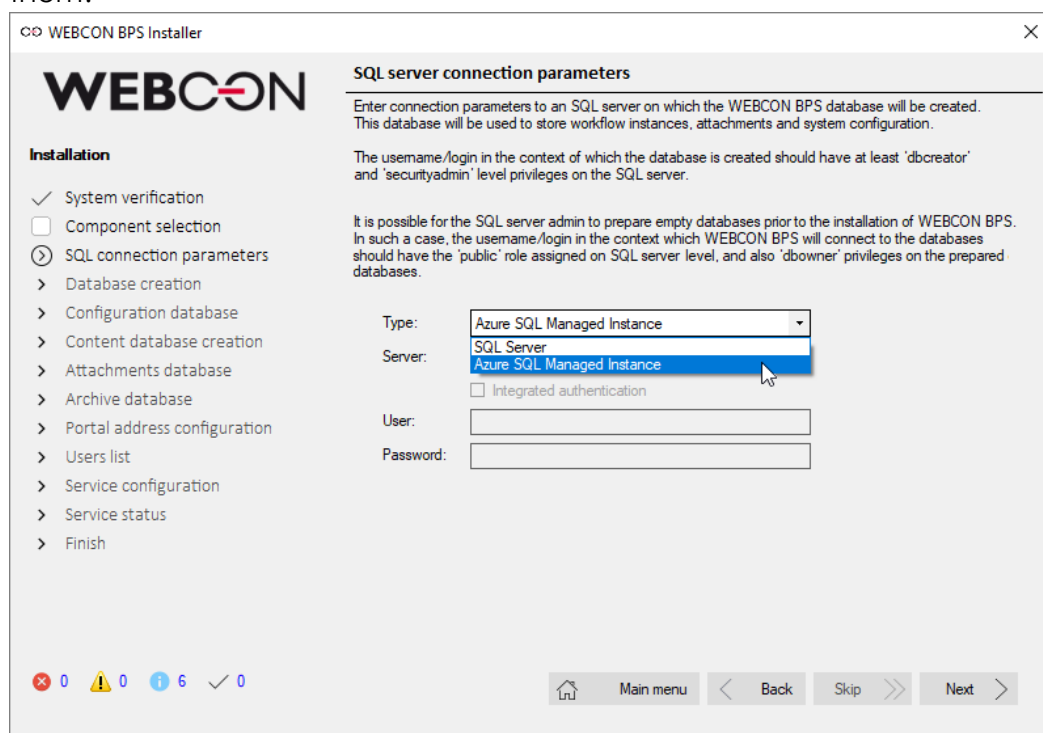
- Added protection against HTML script injection on Portal.

5. New features

5.1. General

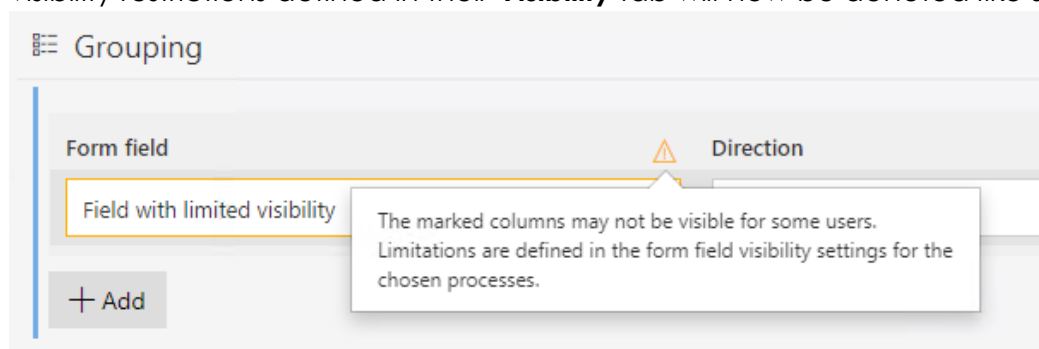
- Introduced the ability to use **Azure SQL Managed Instance** as a database engine. Users can now select **Azure SQL Managed Instance** as a database server in the WEBCON BPS installer when configuring database connection parameters.

In this installation mode, it is necessary for the **Azure SQL Managed Instance** installation to have previously created empty databases (configuration, content, attachments). The names of these databases should be indicated in the next installation steps. The installer will create the desired structure in them.



5.2. Portal

- In the **Grouping** configuration of a report, form fields that have some sort of visibility restrictions defined in their **Visibility** tab will now be denoted like so:



- Added the ability to group data in SQL and SOLR reports according to the third grouping level. Changes made:
 1. Deleted the **Show empty value** option - an empty value will always be displayed.
 2. It is not possible to save the configuration if a user added the grouping level, but did not select the value by which the data will be grouped.

↕ Default sorting

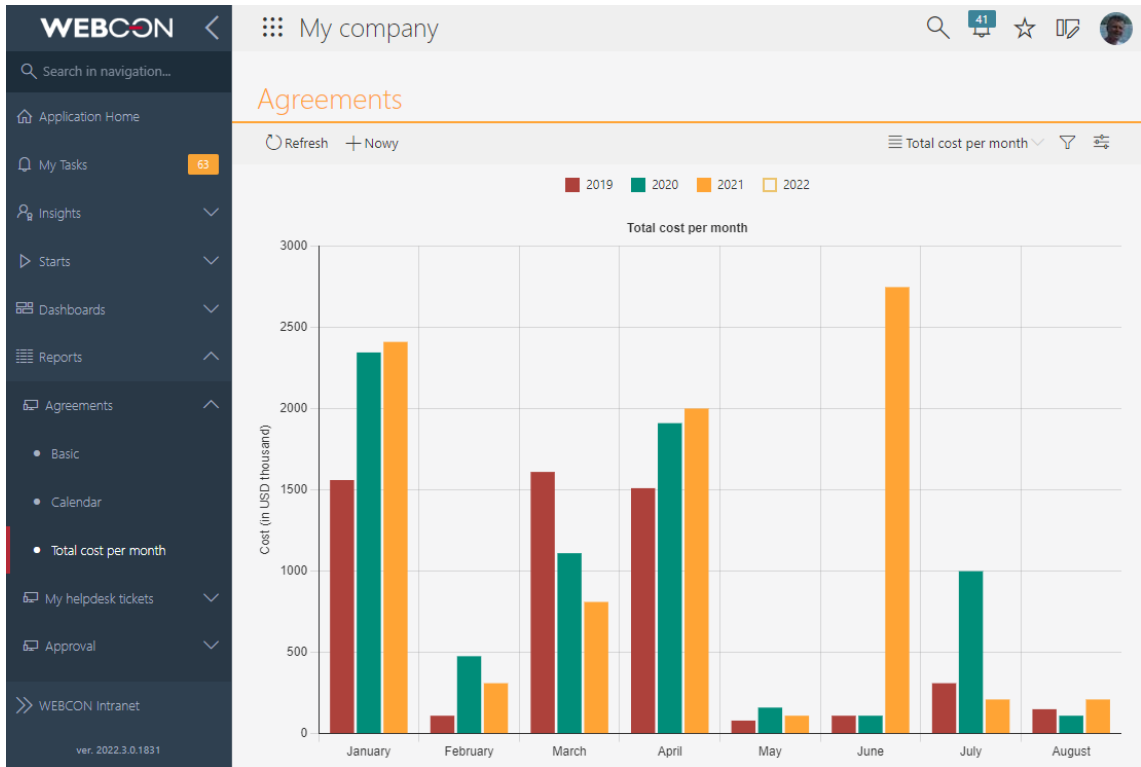
Level 1:	<input type="text" value="<Choose>"/>	▼	<input checked="" type="radio"/> Ascending	<input type="radio"/> Descending
Level 2:	<input type="text" value="<Choose>"/>	▼	<input checked="" type="radio"/> Ascending	<input type="radio"/> Descending
Level 3:	<input type="text" value="<Choose>"/>	▼	<input checked="" type="radio"/> Ascending	<input type="radio"/> Descending

5.3. New charts in the application reports

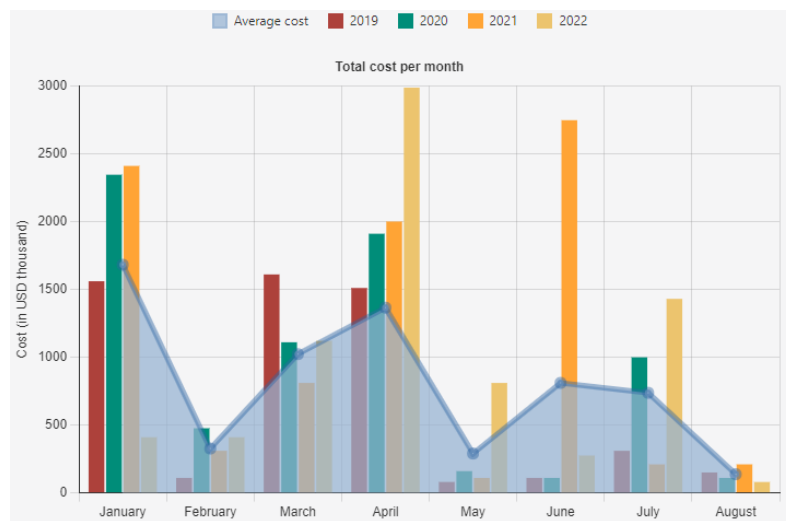
The latest version of WEBCON BPS introduces many new features regarding the chart view in application reports.

Data series

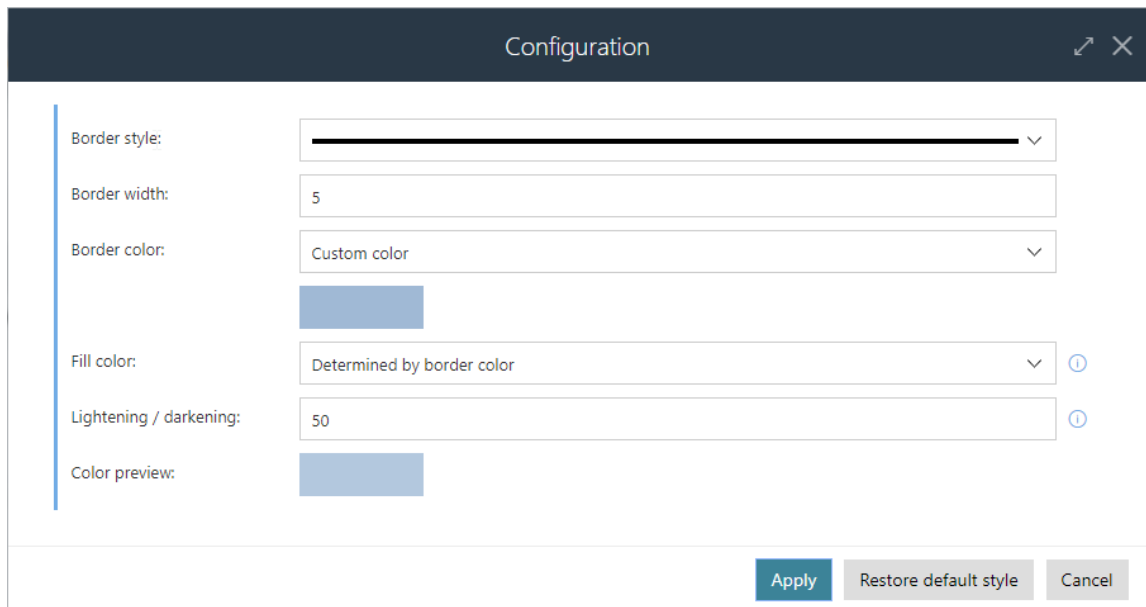
The ability to define multiple data series presented in a single report view has been introduced. Data displayed in series can be dynamically shown or hidden by clicking on the series name presented as a chart legend.



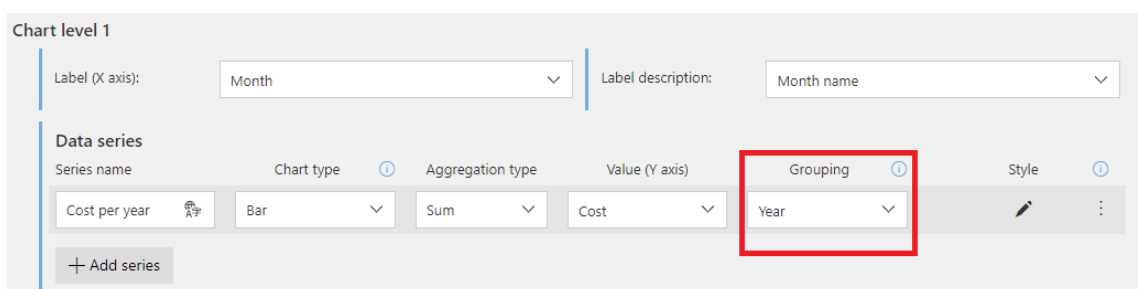
The **Chart type** can be independently defined for each series, and bar and line charts can be combined in one view.



Each series can have an **independently defined appearance**. Depending on the chart type selected for the data series, custom configuration allows to define: color (including the ability to specify lightening/darkening), line thickness, border style, border width for bar and pie charts, and fill color.

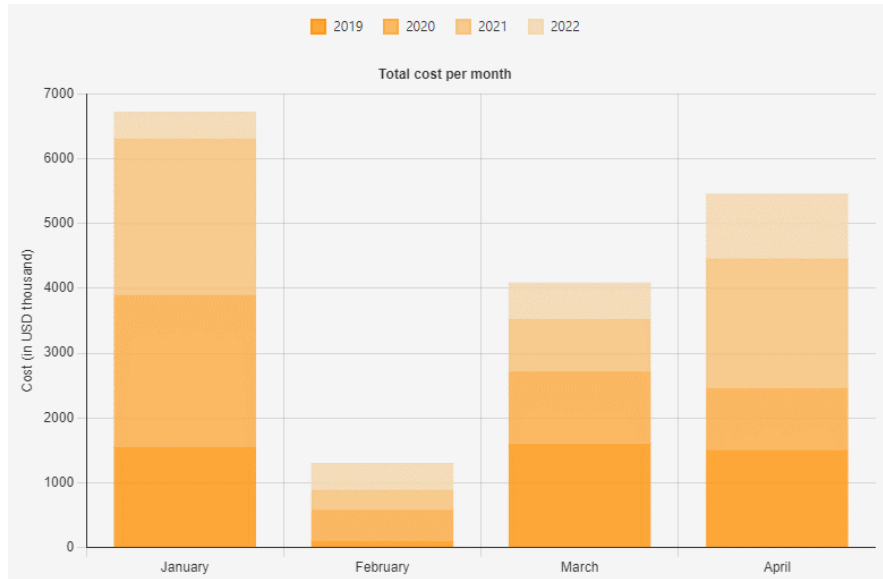


Users now have the ability to specify **grouping for a single series**. With this feature, data can be presented in series whose number will increase with the increasing amount of data recorded in the application. For example, defining grouping by year for a series that shows the total amount of orders placed in a month will cause the chart to automatically draw a series for each year. Entering order data in the next year will automatically draw data series for the next year, without the need to change chart configuration.

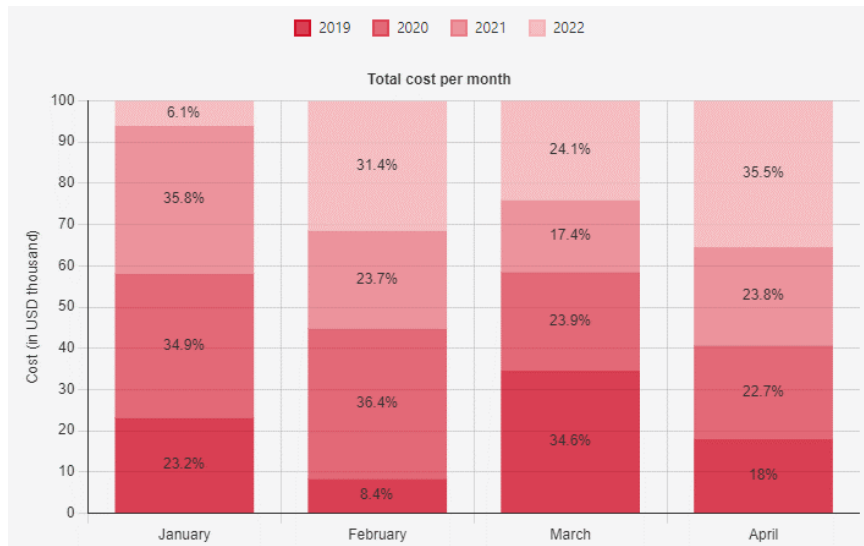


New chart types

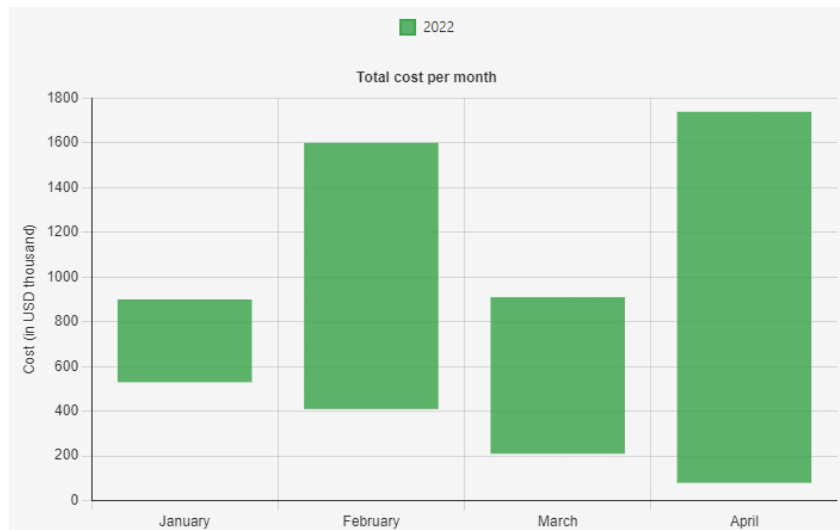
Stacked bar chart displays data in the form of bars where data series are combined.



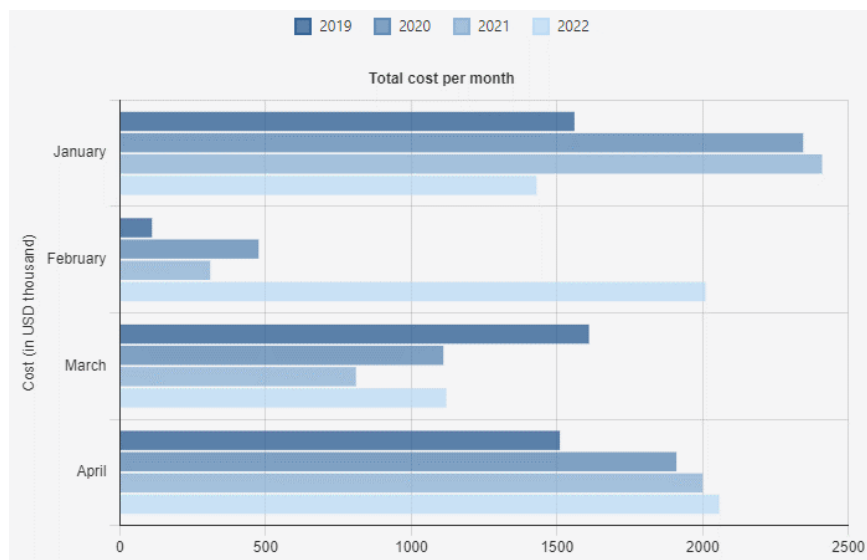
Stacked percentage bar chart displays data in the form of bars whose height is 100%. Depending on its value, each data series takes up a certain percentage of the bar.



Floating bar chart. In the case of this chart, the minimum and maximum values of the group are calculated. The pair of numbers calculated in this way is presented in the form of a bar. Using aggregation other than min/max is not possible here.



Horizontal bar chart displays data in the form of horizontal bars.



Additional options for configuring the appearance of charts

The newest version introduces the ability to independently define the **value displayed as the chart's X axis label**. With this configuration, it is possible to present alternative text corresponding to the X axis values (e.g. textual display of the name of the month corresponding to the date on the X axis, which, after additional configuration of the report's calculable column, returns the text value in the form of the name of the month).

By default, the label text is the value for the X axis.

Chart level 1

Label (X axis): Label description:

In each chart view, it is possible to configure the **sorting of data by the selected series or the X axis value**. The exceptions are series containing configured grouping. In that case, data are always sorted in ascending order by the X axis value.

Sort by: Ascending Descending

The chart view also allows to specify whether the legend will be shown or not as well as its position.

Show legend: Legend position:

5.4. Filtering options on the Task list

Expanded the filtering options on the Task list. Clicking on the filter icon will expand a new context menu:

The screenshot shows a task list interface with a filter icon in the top right corner. A context menu is open, displaying the following options:

- Clear filters
- New
- My (selected)
- CC
- Flag filter >
- Application >
- Process >
- Sorting >

The task list below the menu shows three tasks, each with a table of details:

Instance number	Form type	Step	Created by	Modification date and time	Modified by
INV/2019/10/01073	Invoice	Approval	WebCon Workflow Service	10/22/2019 5:40 PM	WebCon Workflow Service
INV/2019/10/01086	Invoice	Approval	WebCon Workflow Service	10/22/2019 5:39 PM	WebCon Workflow Service
INV/2019/10/01107	Invoice	Approval	WebCon Workflow Service	10/22/2019 5:37 PM	WebCon Workflow Service

This menu contains all filtering options that were available previously: Assignment (New, My, CC), Flag (Flagged, Postponed, Overdue) as well as Application and Process – depending on whether the task list is being viewed from the Portal main page or in the context of an application.

There is also a search function above the task list, which allows the user to quickly narrow down their tasks to a searched phrase.

NOTE: These changes do not apply to the task list in the Outlook Add-In.

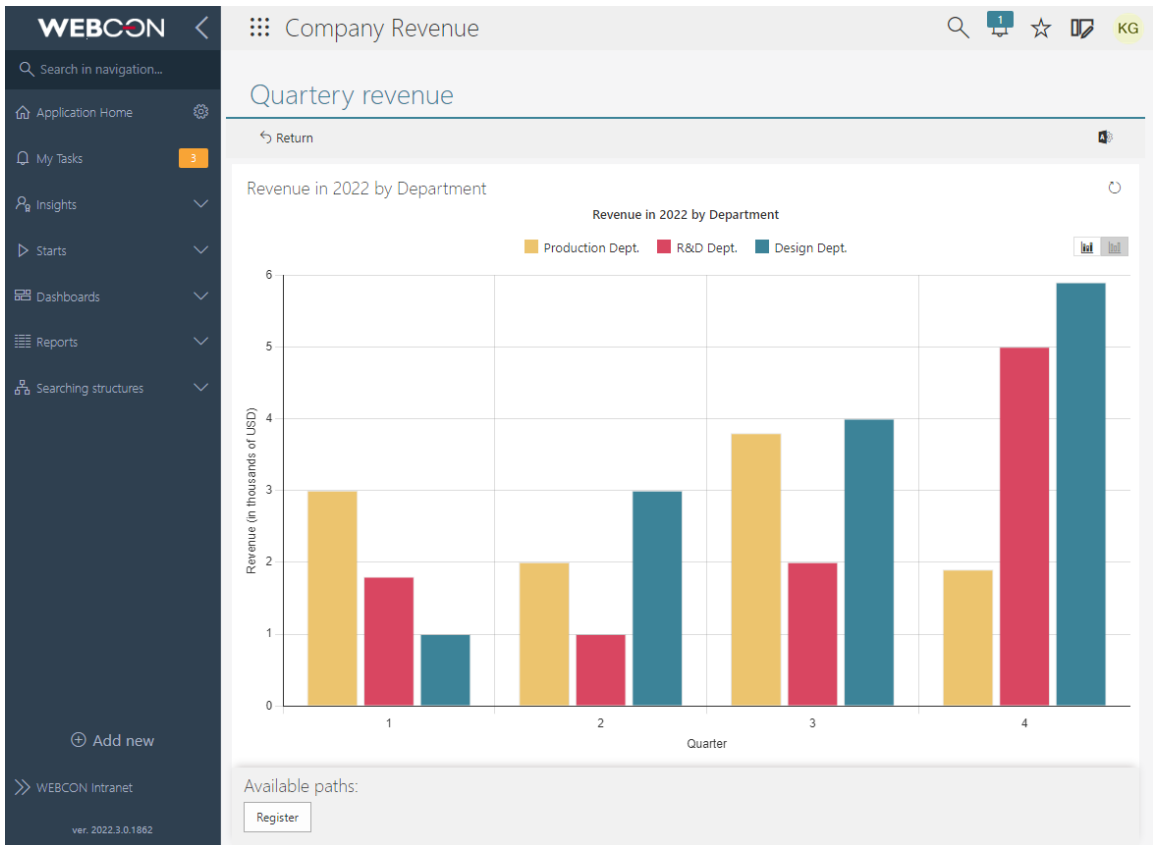
5.5. Default user avatars

Added display of default avatars for users who do not have their own profile picture. The avatar will contain the user's initials and will appear if the display name is at **least two letters** long.



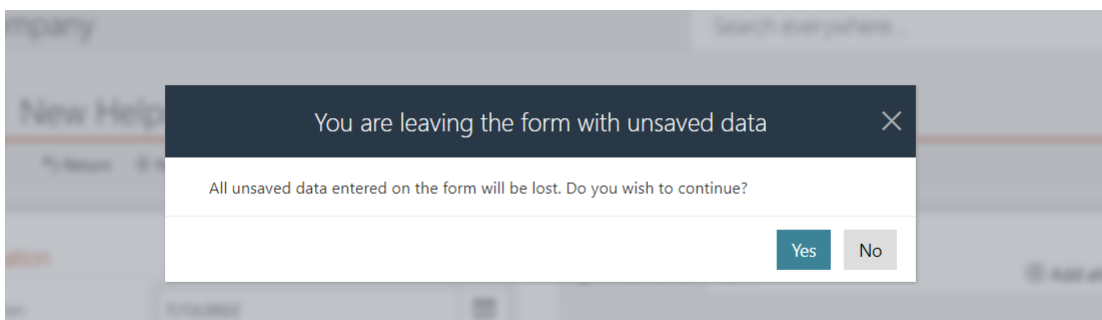
5.6. Improved Chart form field

After the system upgrade, users will be able to set the same color scheme for both the **Chart** type form field and the chart type view on reports. The appearance of the **Chart** form field control on the form has been changed. The configuration of the form field remains unchanged.



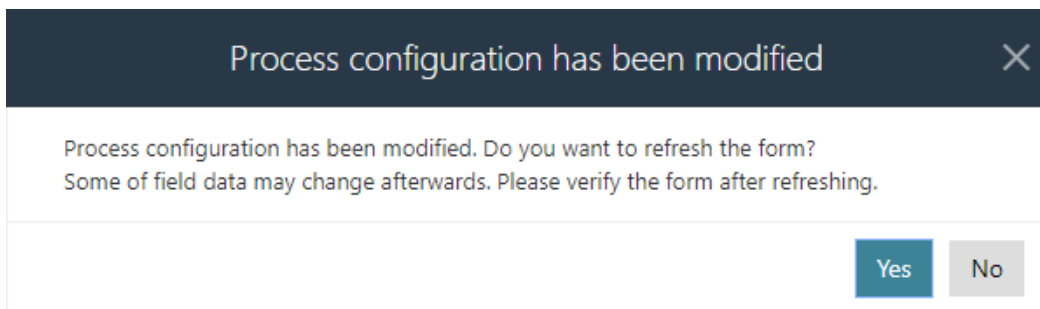
5.7. Protection against leaving the form without saving changes

A new mechanism has been added to WEBCON BPS Portal to prevent the user from leaving the form with unsaved changes. The user will be informed that unsaved changes will be lost.



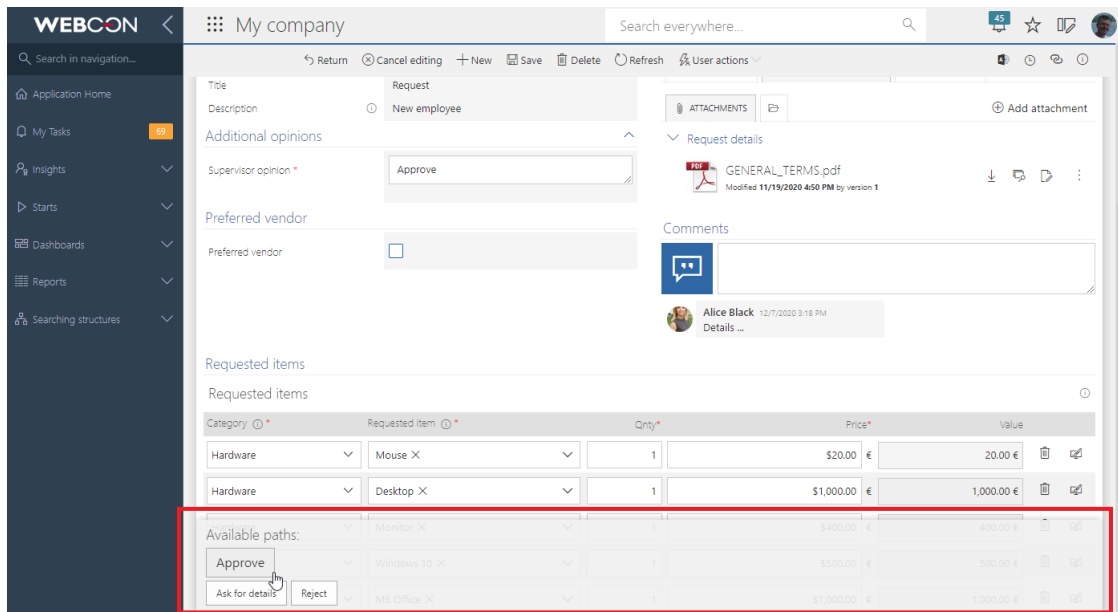
5.8. Form

- Added functionality of automatically expanding/collapsing the list of attachment categories. By default, the list with available categories will be collapsed except when:
 - there are less than 4 attachments on the list
 - the **Expand default category** option in the attachment configuration is selected.
- Introduced an alternate coloring of the item list rows for user-defined configuration of the item list appearance in the **For whole row** mode. Currently, based on the user-defined color, the system will lighten or darken the color of every second row of the item list on the form.
- Added protection against losing unsaved data on the form in the event of the process configuration being modified in the middle of the user's work. Whenever the configuration of the process is updated, the user will always need to refresh the form before being able to continue. However, this mechanism ensures that unsaved data on the form will remain after refreshing the form.
 After refreshing the form and loading the new configuration, the user will be able to continue their work normally, unless changes to the configuration modified the visibility restrictions of fields or altered rules that calculate field values.
 The user is notified about process changes with a pop-up message so that they have a chance to react.



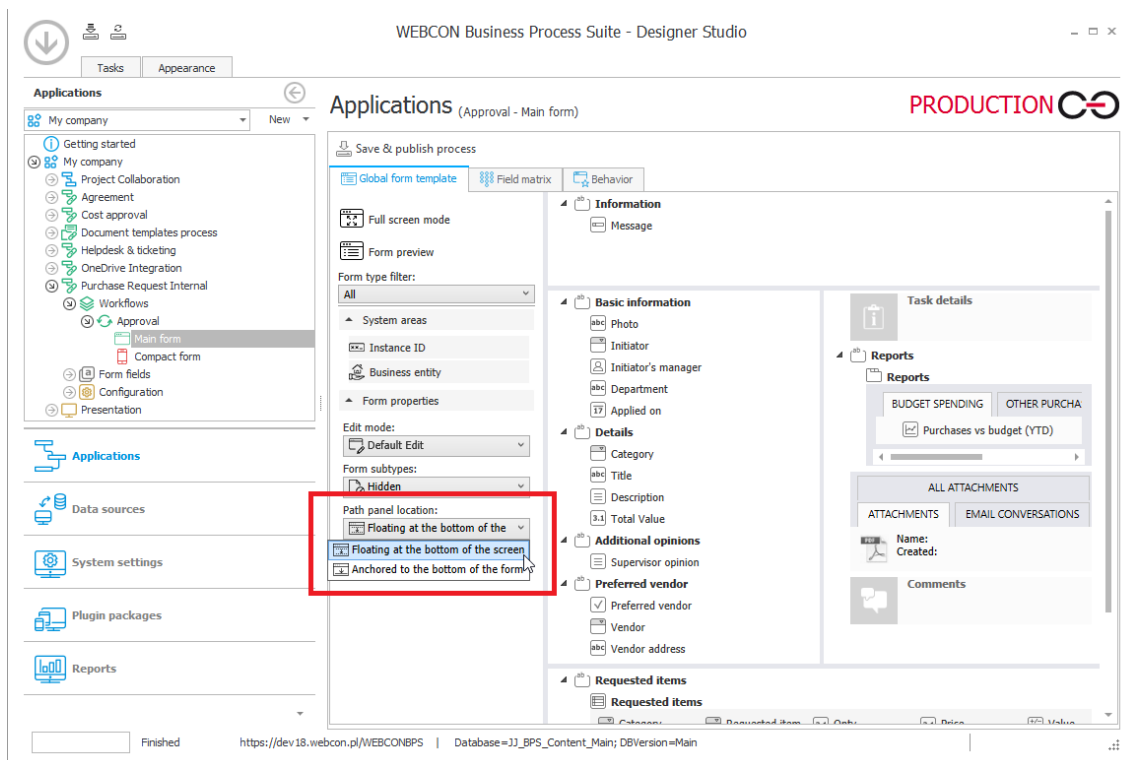
5.9. Path panel anchored to the working area of the screen

The path panel available at the bottom of the form can now be anchored to the working area so that it is always visible to the user.



The way the path panel behaves on the form (it should be anchored at the bottom of the form or to the working area) is configured in WEBCON BPS Designer Studio. The relevant options can be selected in the **Global form template** configuration by setting the **Path panel location** parameter.

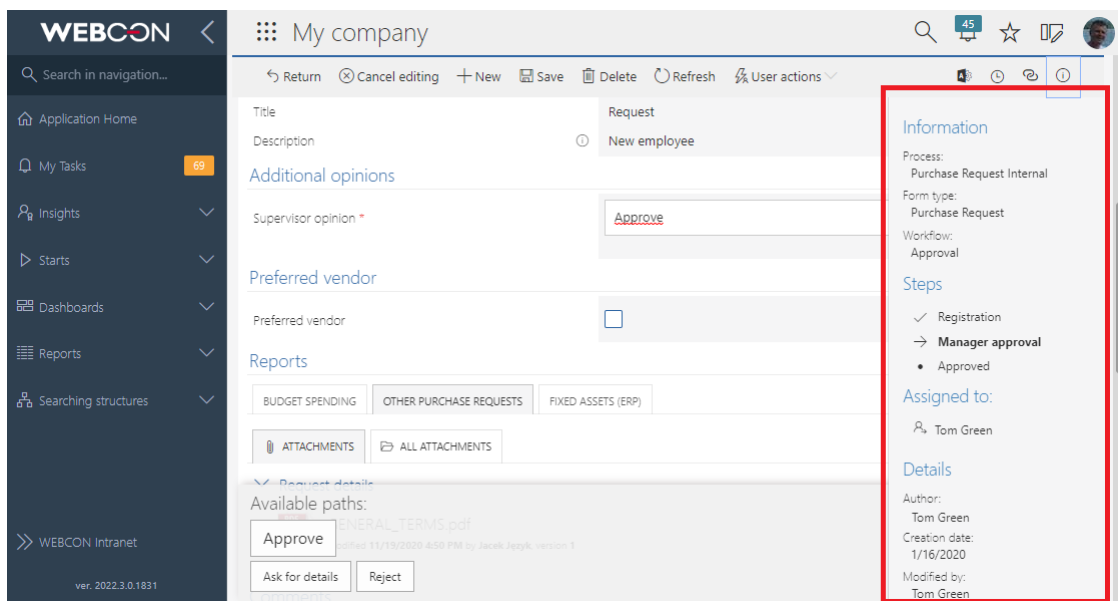
The **Path panel location** parameter can be independently defined for the mobile view of the form and for the form at each step.



For newly created workflows, the path panel will always be **Anchored to the form** by default.

5.10. Independent scrolling of the contents of the form information panel

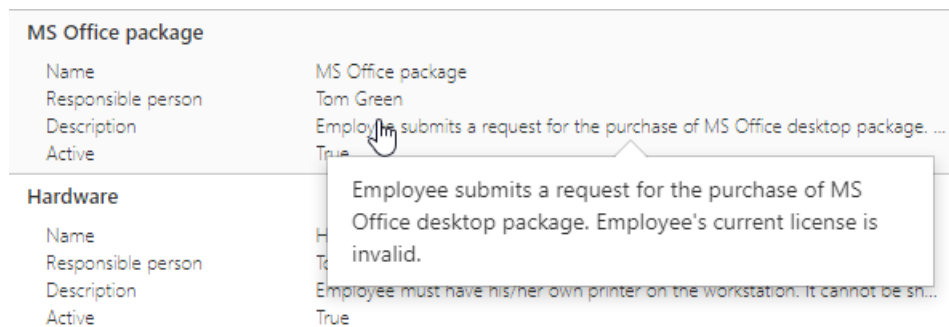
The panel is scrolled along with the form until all its contents are shown. Once this threshold is reached, the information panel remains docked so that its contents can still be seen despite further scrolling of the form.



5.11. Tooltips on the form's picker fields

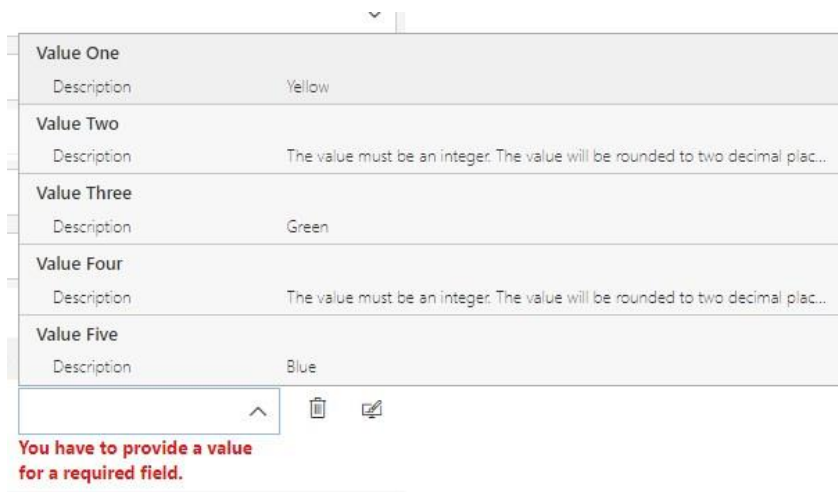
An enhancement has been introduced in WEBCON BPS Portal to make the section list items on the form more readable. For longer values of the form fields configured in WEBCON BPS Designer Studio, for example, as **Autocomplete**, the values often did not fit in the list and were not fully displayed.

Now, after hovering the cursor over an item, a tooltip containing its full value will be displayed.



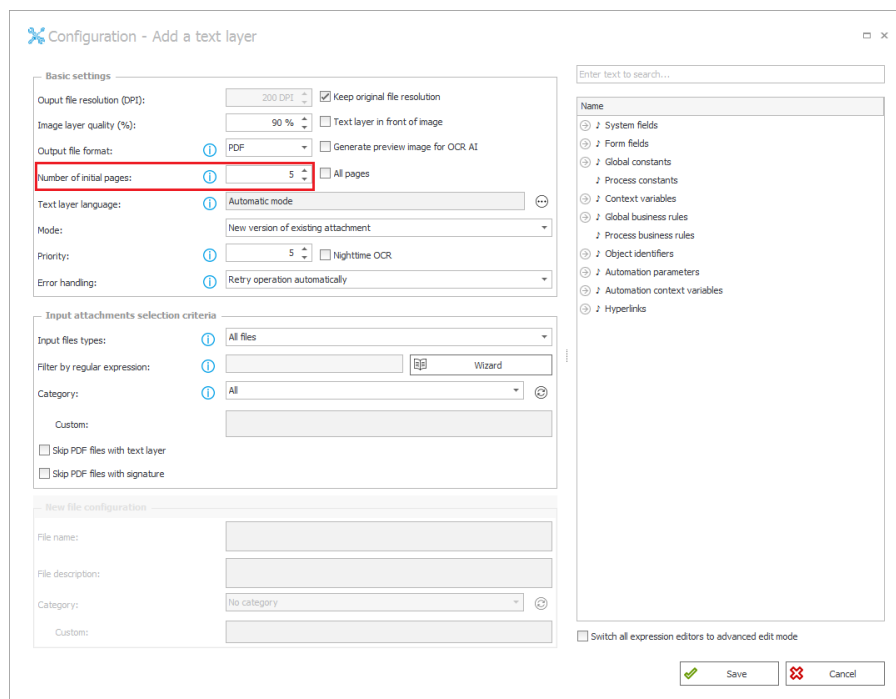
5.12. Variable width of the drop-down list in columns and picker fields

Introduced the option to dynamically calculate the drop-down list width in the columns and **Picker fields**, depending on the content and screen width. For larger contents, information that previously did not fit on the right side will be displayed on the left side of the drop-down list when the control is clicked.

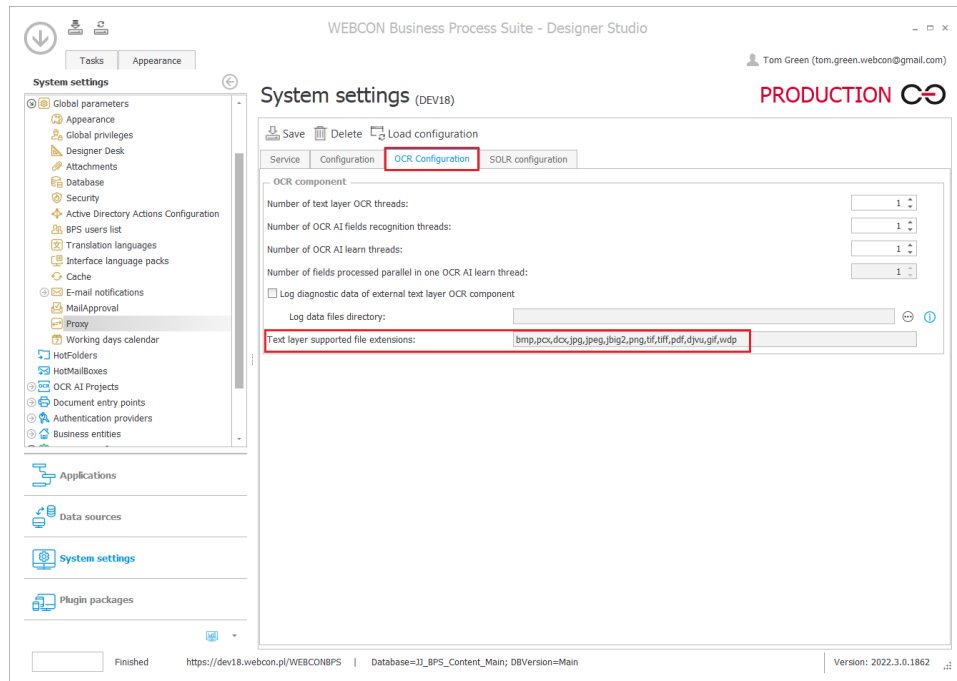


5.13. Expanded Add a text layer action

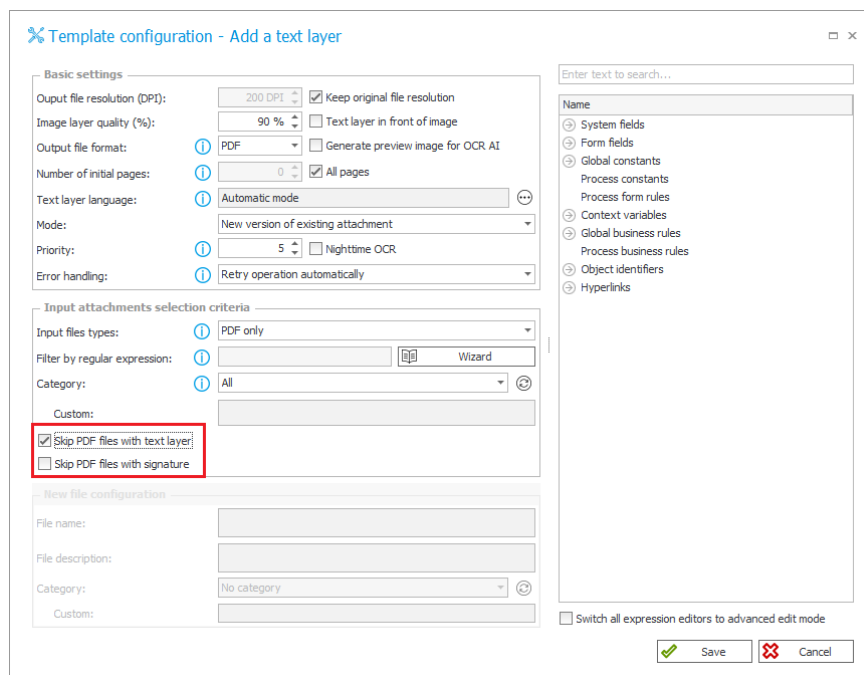
WEBCON BPS Designer Studio users, who want to configure the **Add a text layer** action, now have the ability to define the number of pages from the start of the document that will have the text layer created. This applies to files that contain pages, for example, with a .pdf or .tiff extension.



Additionally, the system has been expanded to include the **OCR Configuration** tab in **System settings**. The new tab contains some of the options previously available in the **Configuration** tab, as well as a new option **Text layer supported file extensions**, which allows to check the extensions of supported files.



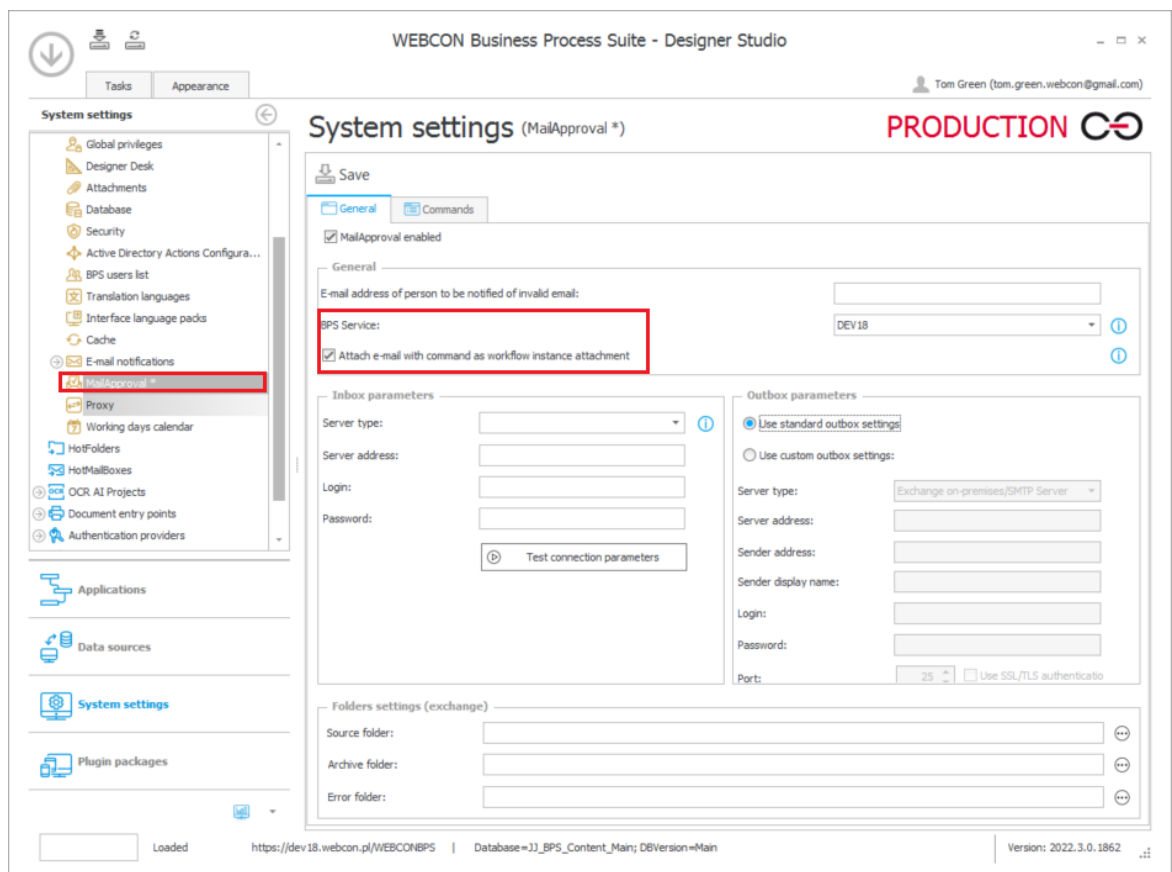
After going to **Template configuration – Add a text layer**, users can decide whether the action will also be performed for .pdf files that already have a text layer or signatures. This is possible by checking/unchecking the new options: **Skip PDF files with text layer** and **Skip PDF files with signature**.



When these options are checked, the action execution log will show that action execution was skipped for such files.

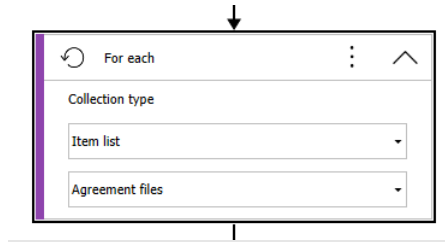
5.14. Adding e-mail with MailApproval command as an attachment

Added the ability to attach an e-mail message with a command that triggered saving a document or following the **MailApproval** path. The message will be added to the workflow instance as an attachment.

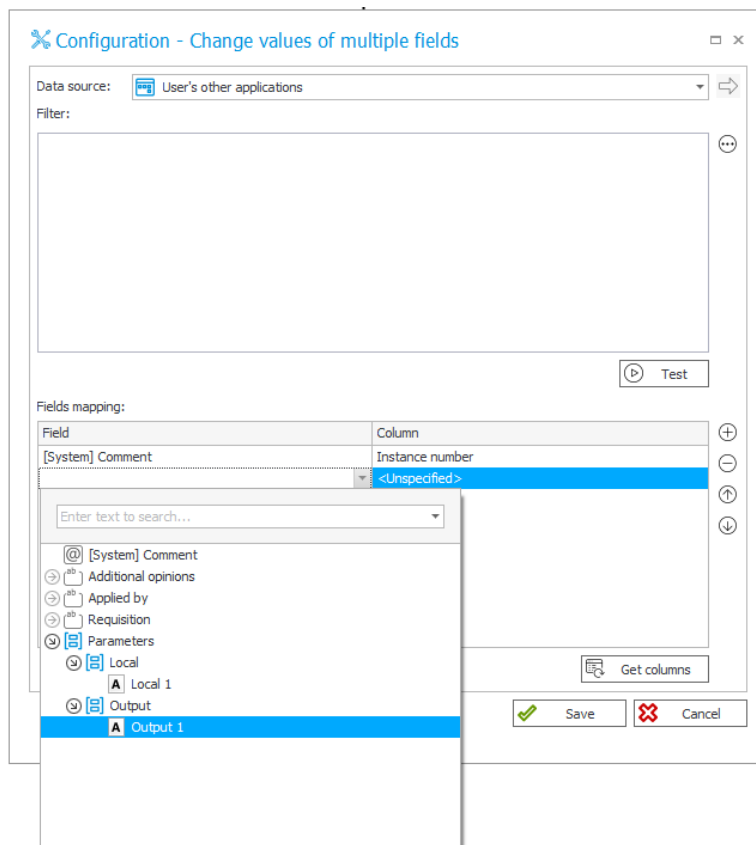


5.15. Collection columns of the For each operator are now available in the action Change values of multiple fields

The latest version of WEBCON BPS Designer Studio introduces additional options for displaying parameters for the **For each** operator after configuring automation.



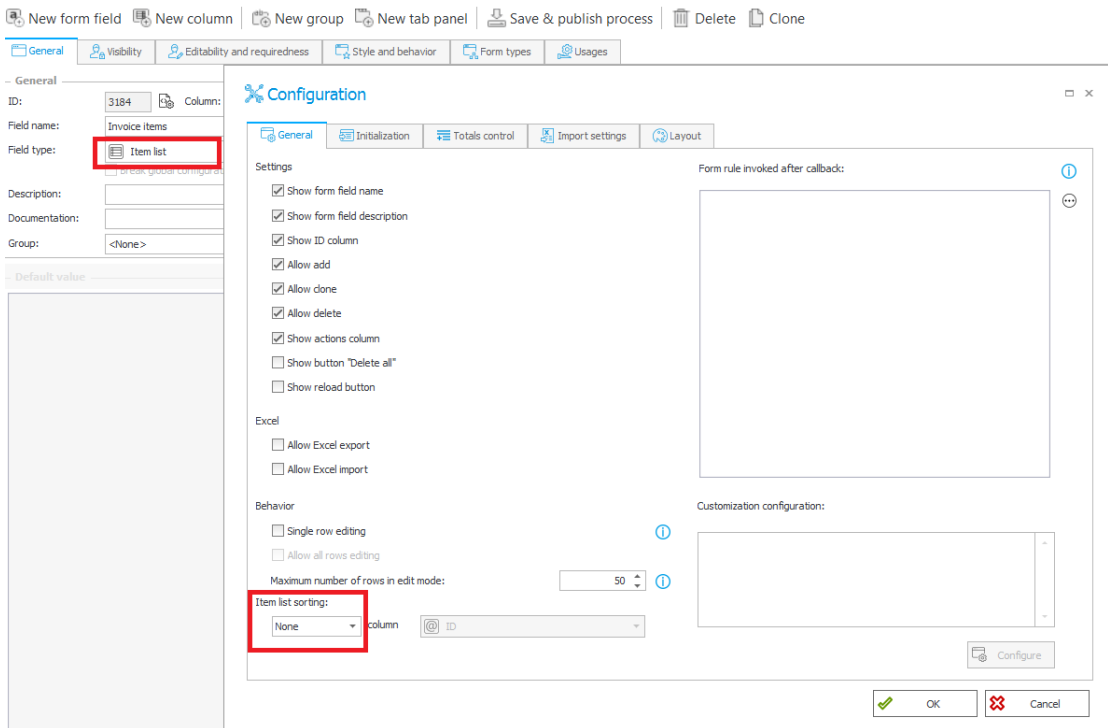
From now on, in the action **Change values of multiple fields** in the **For each** operator, it is possible to change values of the automation parameters and columns of the item list after which an iteration starts.



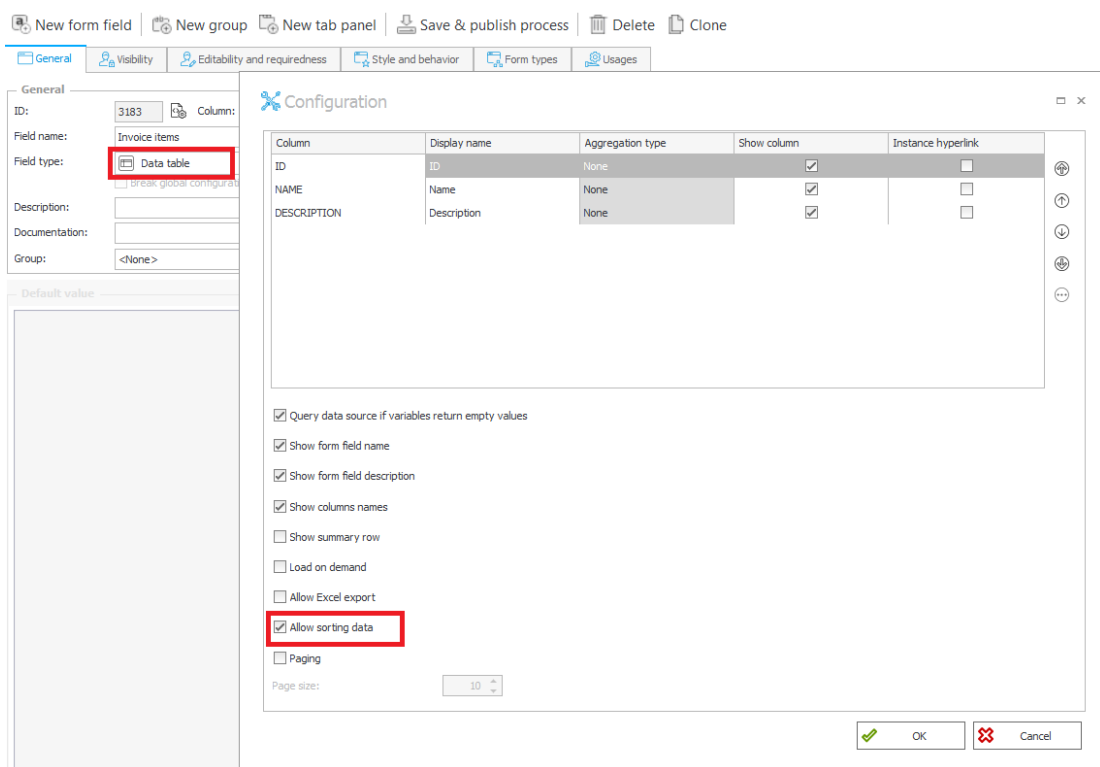
5.16. Option to disable sorting in the item list and data table

The **Item list** and **Data table** form fields now have the option to disable sorting. When **None** is selected for item list sorting, or when **Allow sorting data** is

unchecked for data table, a user will not be able to sort data on the form – data will always be displayed in the order in which it was returned from the source.



Item list



Data table

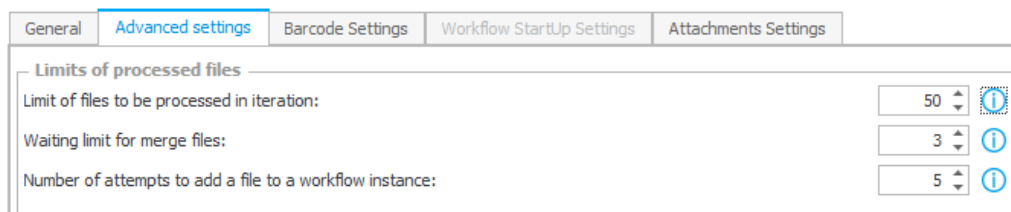
Also, if a row is cloned in the item list, the new row will be placed below the original row and will not be moved to the end of the list when saved.

5.17. Designer Studio

- **HotFolders** and **HotMailBoxes** have gained a new configuration option: **Number of attempts to add a file to a workflow instance.**

After processing a file, if an error occurs when attempting to add it to an existing workflow instance or on path transition, the system will make further attempts to repeat the operation. This parameter specifies the maximum number of additional attempts. If the **WEBCON BSP WorkFlow Service** is interrupted, the attempt counter will reset, and the files must be processed again. The time between attempts is calculated from the moment the previous attempt failed, and it is 1 minute for the second and third attempts, 1 hour for the fourth attempt, and 1 day for the fifth and all further attempts.

HotFolders have gained a new **Advanced settings** tab. The new option has been added here, along with some existing options that were moved to the new tab from the **General** tab.

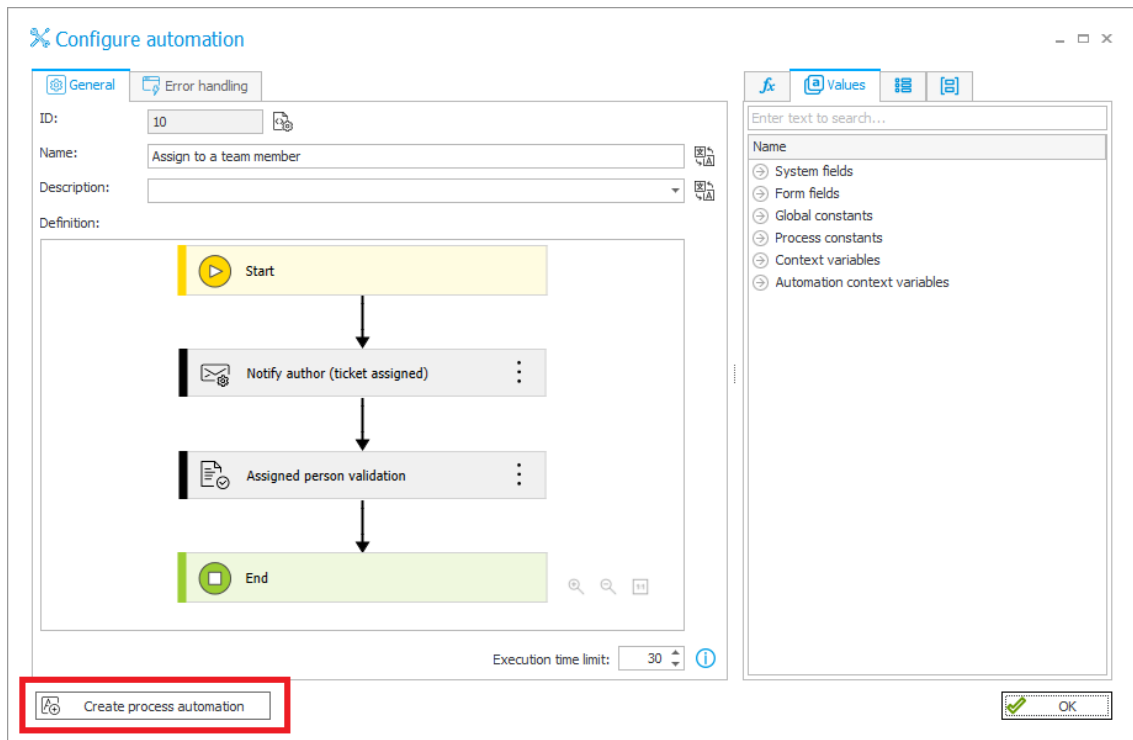


Configuration options in **HotMailBoxes** are now located in the existing **Advanced settings** tab.

5.18. Automations – ease of configuration

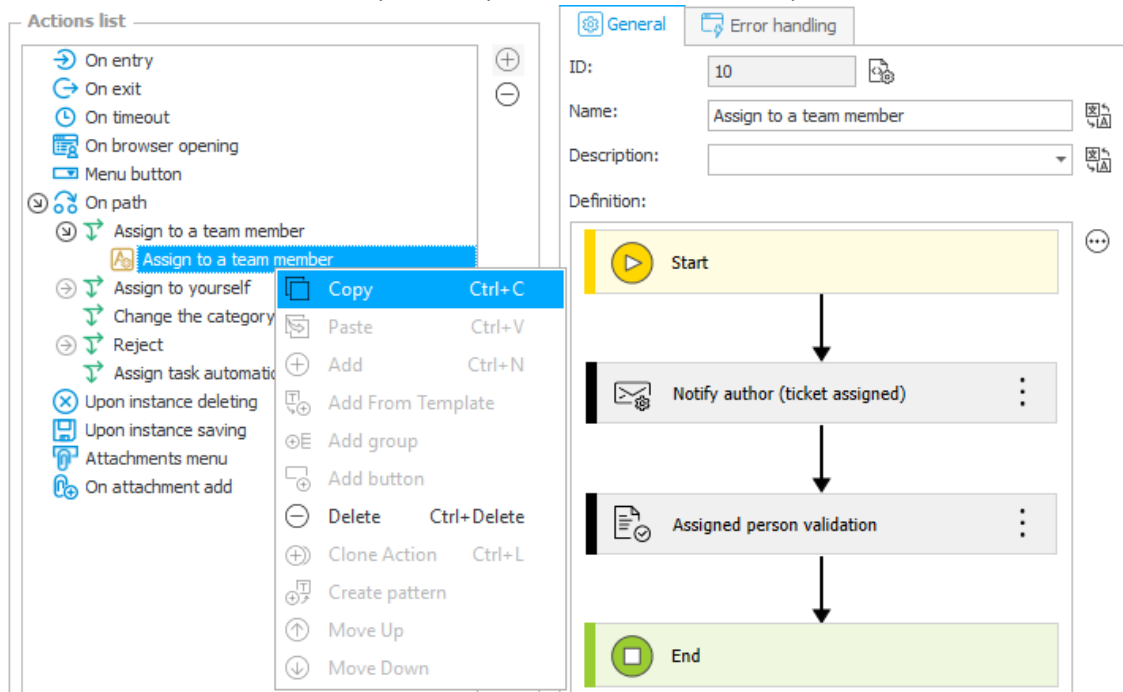
Added a series of improvements to the configuration of automations.

- **Create process automation** – a button analogous to the one for business and form rules, it transforms the automation configured within a workflow into a process automation.



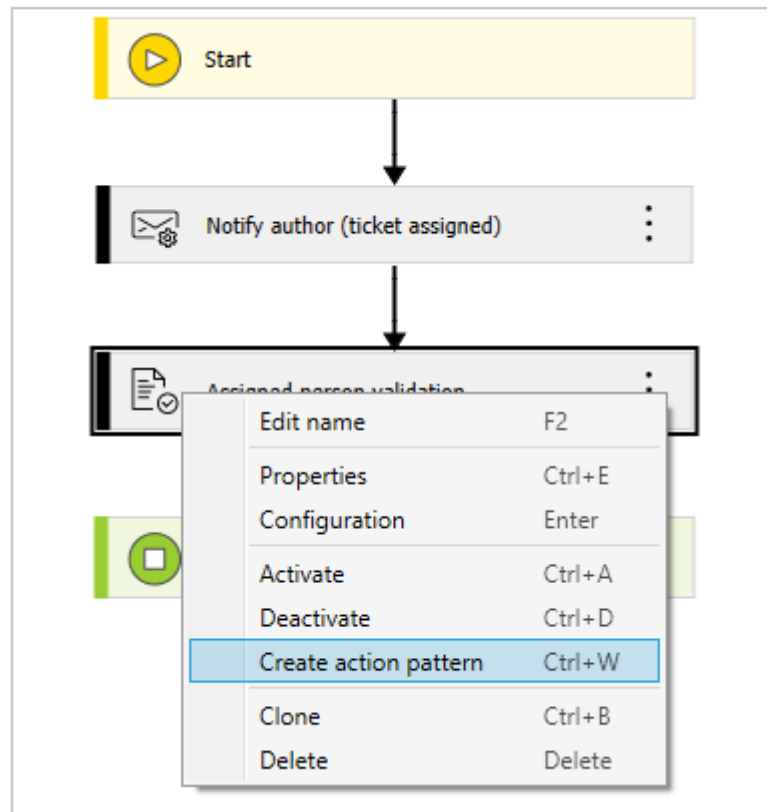
- **Copying automations** – used to copy an entire automation definition and paste it to a different trigger.

Automations can only be copied within the same process.



- **Create action template** – directly from the automation, found in the context menu of an action block.

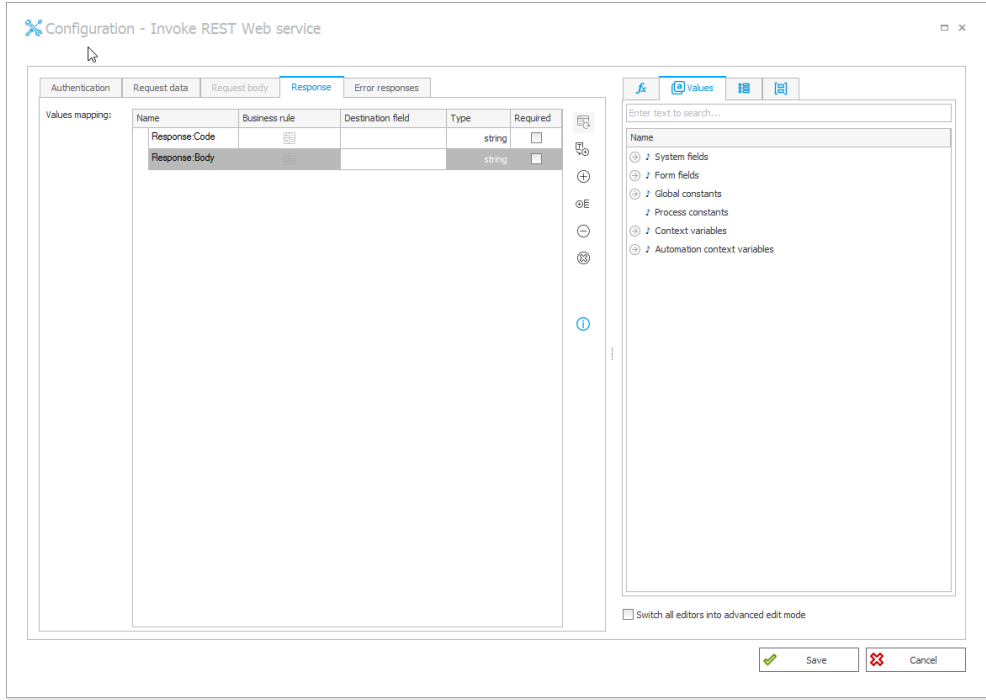
Definition:



- **Cloning within an automation** – the clocks that comprise an automation (i.e. actions, conditions, loops, action templates, and other automations) can now be cloned from their context menu.

5.19. Default rule content for the action Invoke REST Web service

The **Input value** parameter will be the default value of the newly created rule in the configuration of the **Invoke REST Web service** action in WEBCON BPS Designer Studio.



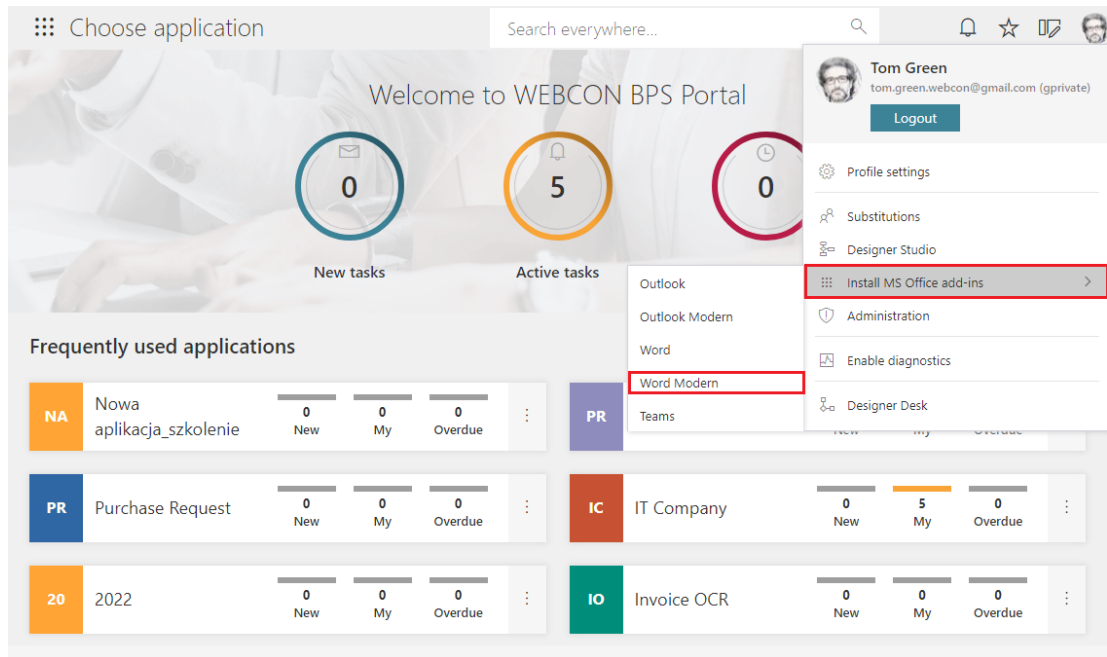
When configuring a new rule in the **Request data** and **Response** tabs, the **Input value** parameter will be the value automatically entered in the mapping sections.



5.20. Word Modern available in WEBCON BPS

WEBCON BPS introduces the ability to use the **Word Modern** add-in for **Microsoft Word Online** and **Microsoft 365 Word**.

A manifest file that allows to install the add-in in the selected application is available in WEBCON BPS Portal user menu.



Availability

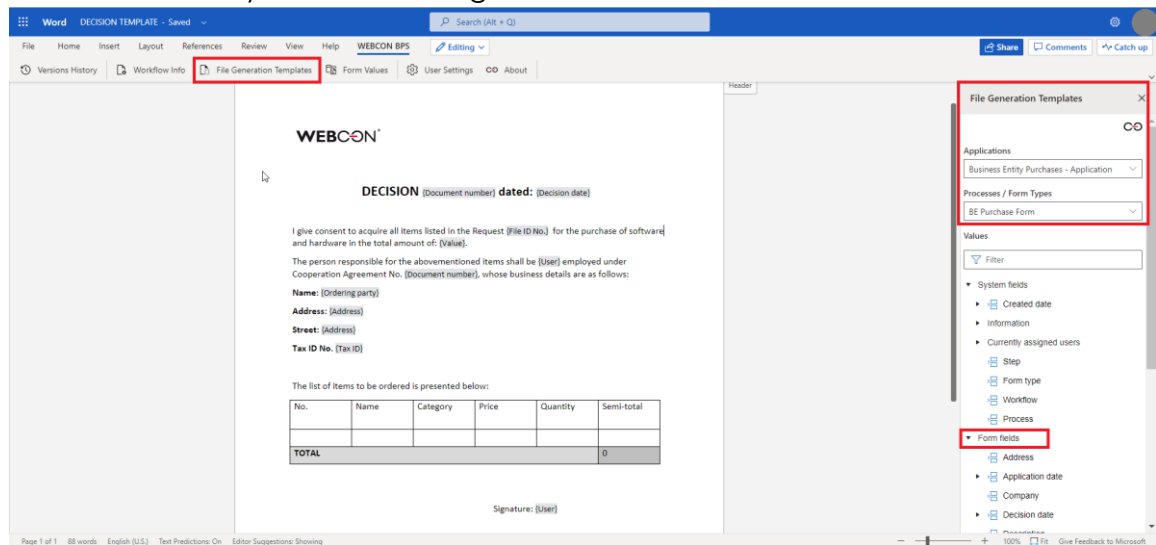
Word Modern will be available for use in Word for Microsoft 365 packages (desktop client) and Microsoft Office Online on Windows and macOS. For other local versions of MS Word, proper operation of Word Modern will depend on whether the application uses Microsoft Edge WebView2 or not.

Detailed information on this subject is available on [WEBCON Community](#).

Operation

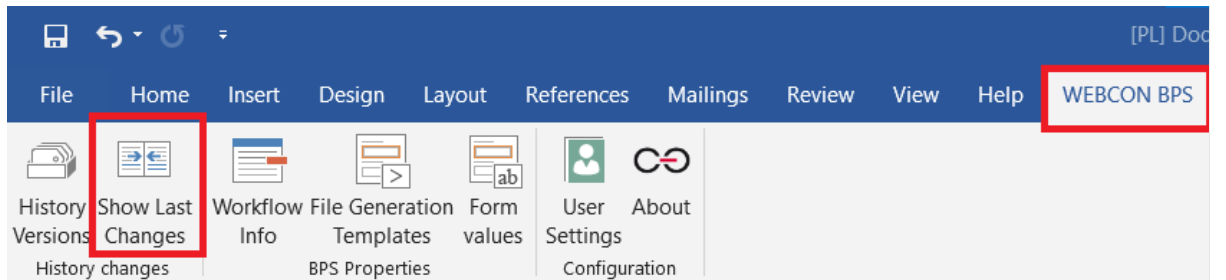
Once installed, the add-in requires no additional configuration. It automatically connects to the WEBCON BPS environment for which the manifest file was downloaded.

The operation of Word Modern differs slightly from that offered by the Word Classic add-in for Microsoft Word desktop applications for Windows. The **File Generation Template** option allows to create templates for .docx files that will contain data defined on a form in WEBCON BPS Portal. On the panel that appears on the right, the user should select the preferred **Application** and **Processes/Forms**, as well as the form field and apply it to the desired place on the document by double-clicking it with the left mouse button.

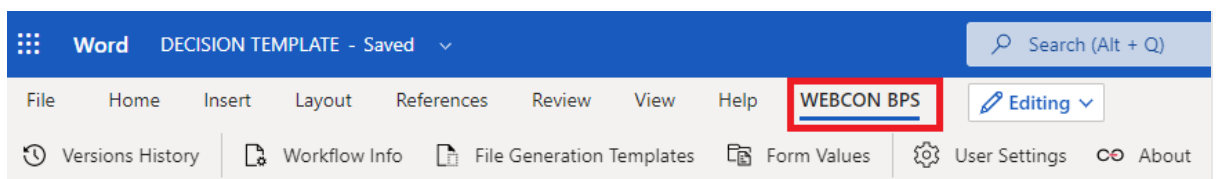


The document template prepared using the Word Modern add-in is the input template for the WORD file generation action configured in WEBCON BPS Designer Studio. With both these tools, it will be possible to prepare Word documents based on the created templates. Such documents can be added to the process in WEBCON BPS Portal as attachments and set to be automatically generated based on the data displayed on the form.

The features offered by the add-in have changed. For Word Modern, the **Show Last Changes** option is no longer available.



Word Classic

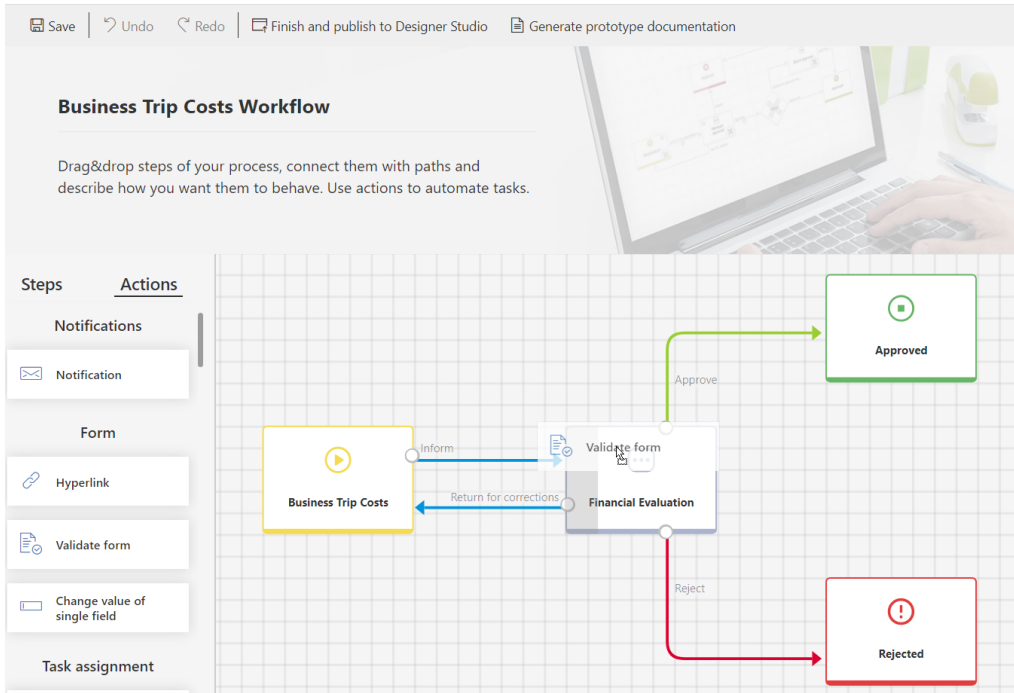


Word Modern

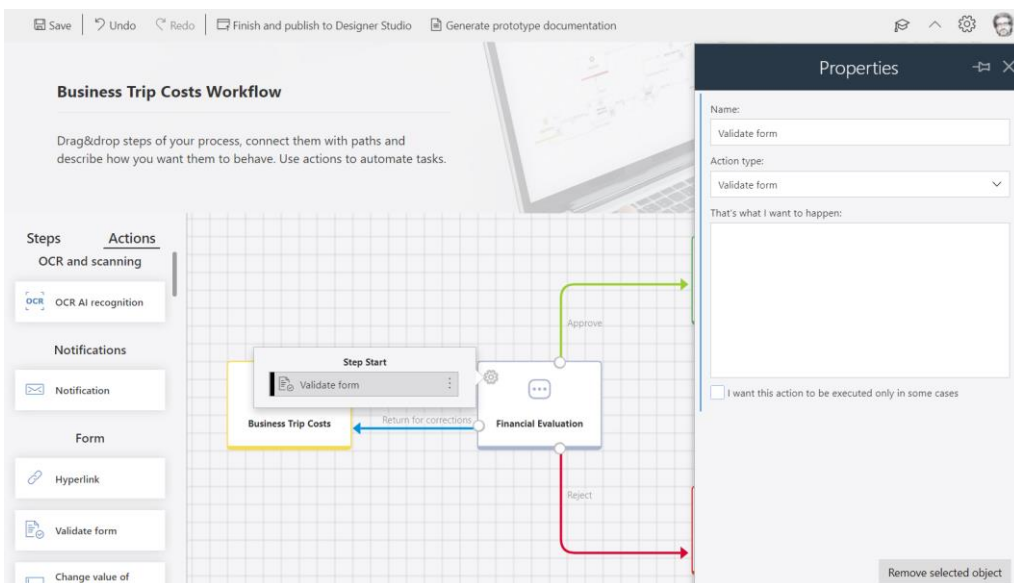
5.21. Actions on a step in the workflow designer of Designer Desk

WEBCON BPS Designer Desk has been enhanced with a new feature related to workflow design. It is now possible in the **Designer** tab to add actions on the input and output of a step, regardless of its type.

To add an **Action**, drag and drop it onto the selected step from the right or left side.



Once the action has been added, a cogwheel icon appears on the step and the **Properties** window automatically opens, which needs to be filled out.



Action configuration information will be available in the documentation generated for the prototype.

5.22. Designer Desk

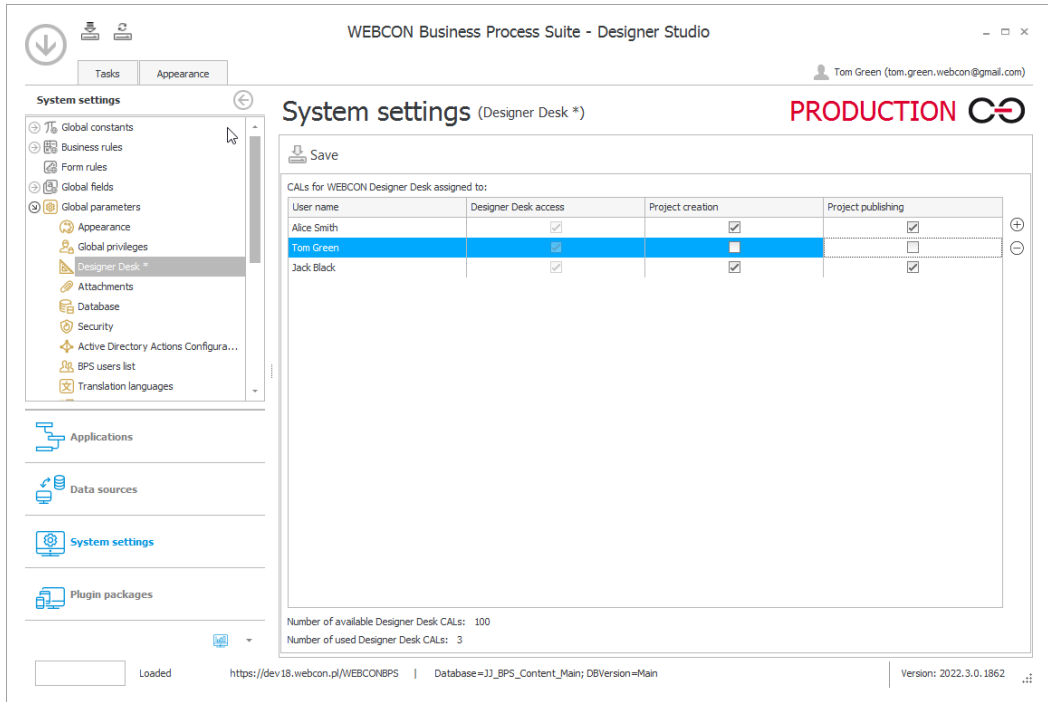
- Designer Desk Projects will now be grouped by author in WEBCON BPS Portal interface for easier browsing.

Projects of all users	
My	∨
Anna Smith	∨
Tom green	∧
DT DD Template	
HT Helpdesk & ticketing	
JJ Lunchtime	
PR Purchase Request	
SA Sample application	
Joanna Brodzik	∨
Marcin Obierski	∨

5.23. Extending privileges in WEBCON BPS Designer Desk

Introduced the ability to specify user privileges to create and publish prototypes in WEBCON BPS Designer Desk. Licensed users have these privileges by default.

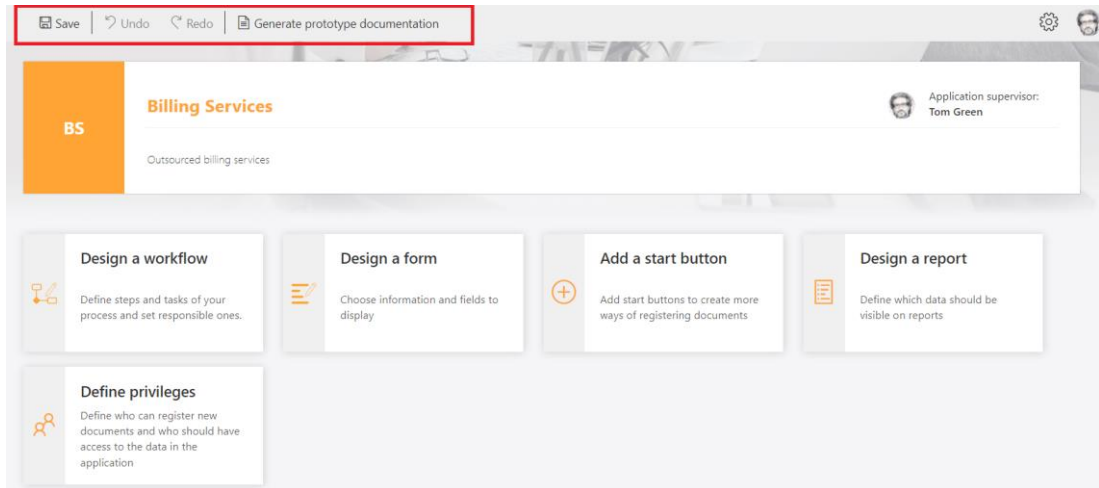
User privileges can be edited in WEBCON BPS Designer Studio in **System settings**, via the public API, and in the Cloud installation by editing users in the admin panel.



When **Project creation** privileges are revoked, the **Create new** and **Delete prototype** as well as **View tutorial** buttons will not be visible to the user in WEBCON BPS Designer Desk.



After revoking the **Project publishing** privileges, the user will not see the **Finish and publish to Designer Studio** button.



5.24. API

- It is now possible to use **Customization of form field controls (SDK)** for **Integer** type form fields.
- The public API now has **GET /api/data/beta/search** and **GET /api/data/beta/db/{dbId}/applications/{idguid}/search** endpoints to search for items in SOLR.

6. Bug fixes

6.1. General

- Improved passing of the collection column values in the **For each** operator to actions using business rules. In the previous version of the system, the collection column values of the **For each** operator were not passed.
- Descriptions in the import wizard have been reformulated to better imply that the actions have not yet been performed:

Added -> Will be added

Updated -> Will be changed

Deleted -> Will be deleted

- Fixed an issue with floating-point number formatting in the **Search everywhere** feature of Portal.
For example, a floating-point value of 123.00 should be shown as 123.00 in the search tags. It would sometimes include decimal precision and be shown as e.g. 123.000000.
- In the WEBCON BPS installer, in the **Tools for application management** section, the application pool account will be shown.
- Improved the error messages from testing the connection to an Exchange server.
- The BPSID (user identifier) may not contain ; or # characters. Improved BPSID validation in WEBCON BPS Designer Studio, WEBCON BPS Portal, and public REST API to ensure that the BPSID of a newly added user does not contain forbidden characters.
- Fixed an error preventing export of dictionary process. The error was caused by the incorrect addition of attachments to the instances of the dictionary process.
Introduced an option to check the possibility of adding attachments to the dictionary process and the document template process.
Currently, if attachments are added to items from the dictionary process in the source environment, they will not be exported. As a result, no errors will occur when importing the process in the target environment.
Additionally, the system will check that the document template process contains exactly one template.
- Fixed an issue that occurred during system installation. The problem involved privileges not being assigned automatically when using an option different from **Use application pool account**.

- Fixed an error that occurred when starting a sub-workflow using the **Start a subworkflow** or **Start a subworkflow (SQL)** action if the SDK control was configured in the workflow. The error resulted from unnecessary validation of the SDK control in the start step - the error occurred when the control was visible on the form only in the next steps, and in the start step it was not visible on the form.
- Fixed an issue where .xml logs were downloaded to the import history only after clicking on the change history preview or export to file.
- Fixed an error that occurred when a user created a new global constant in **System settings** and then tried to delete it.
- Corrected inappropriate display of WEBCON BPS version number during automatic WEBCON BPS Designer Studio update.
- Fixed an issue with the substitutions mechanism where assigning a substitution in a specific process would also automatically grant it for the entire application.

6.2. Portal

- After switching views in a report, the instance counter next to grouping options would appear "selected" and suggest that grouping is active (even though all instances were shown) - after switching views, the icon next to grouping options will be "deselected".
- Length of the **@currentloginname** parameter in the SQL query for reports in WEBCON BPS Portal has been changed from dynamic to fixed and set to 255 characters.
- Fixed several issues in report filtering so that filters work identically in reports using both **SQL** and **SOLR** data sources.
- Fixed an issue with search results in WEBCON BPS Portal if an exact match to the search phrase is not found.
- Fixed an issue that prevented to take the quick path on several workflow instances at the same time from the report level.
- Deleted an unnecessary margin when editing the dashboard name.
- For some types of filters (columns, step, workflow, form type, form subtype) in the reports, tooltips have been added in the form of the name of the parent element - e.g. for the workflow, it will be **Process name**, and for the step: **Process name->Workflow name**.

- Fixed an issue that occurred in reports when attempting to switch views after a period of inactivity in the browser tab.
- Fixed an error that occurred when a new user entered WEBCON BPS Portal for the first time.
- Optimized closing of the instance form. Removed unnecessary references to quit the form if the form has already been closed or the browser has been refreshed.
- Fixed an issue that prevented choice fields from setting read-only HTML columns in the item list. After the update, as with form fields, choice fields in the item list will always set dependent fields, even if they are read-only.
- In **Chart** type report views, fixed an issue that prevented users from navigating from a chart level into a **Detailed data** table level if the selected label column (X-axis) was a date.
- The user will now receive a clearer notification if their check-out of an instance is removed (checked in) by an admin.
- **Count** aggregation in reports will not be displayed as a floating-point number.
- Fixed an issue with **Last 10**, **Last 100**, and **Last 1000** filters not working on chart-type views in reports.
- Fixed an issue with how the context variable **Current user: Login** was passed to reports that had the option to view the report from a subordinate's perspective enabled.
- Resizing configuration windows (e.g. row color configuration window in reports in Portal) will also change the size of the options inside the configuration window.
- Fixed an issue in the **Search Structure** report when the **Choice field** type form field was used in the structure definition. The total number of elements at the selected structure level and the total number of available pages are now correctly returned.
- Fixed an issue preventing the document template from being reimported in WEBCON BPS Portal. The user who deleted a template was not able to re-add it from the .zip file. Deleted document templates can now be reimported.
- Fixed an issue that prevented multiple instances from being moved using quick paths from report level - only one of the selected instances was moved.

- Fixed an issue that caused incorrect filtering of search results in WEBCON BPS Portal after pressing **Back** in the browser window. After going to a workflow instance, the results were limited to the context of the application from which the opened instance originated.
- Fixed an issue where toolbar buttons of application reports would be missing the bottom highlight border when focusing on them.
- Date columns in reports will now correctly take time zones into consideration.
- If a **Task** column was included in a report, the color of the icons in this column would be blue - they will now use the correct font color for the chosen Portal theme.

6.3. Form

- Fixed an issue on the form that occurred when selecting and dragging values from a **Choice field** type form field in **Dropdown** mode.
- Fixed an issue that prevented empty values from being imported to an **Item list** from Excel.
- Improved scaling of icons next to choice fields.
- Fixed an issue that occurred when canceling editing on **Item lists** containing choice columns.
- In the configuration of the **Autocomplete** column of an **Item list**, the **Show link to selected workflow instance** option has been fixed.
- Fixed an issue where notifications from **Item lists** would return incorrect row numbers when reporting an error - this was caused by the fact that the row numbering in notifications would sometimes not take into account row sorting or grouping.
- Fixed an issue with forms viewed in Safari - triggering actions that modified attachments (e.g. Update a Word file) would unintentionally remove a user's check-out of the instance.
- Improved the behavior of attachments on the form - overwriting an attachment will leave the description intact. Adding and removing attachments in the same step will be represented in the instance history.
- Improved data formatting on labels in chart-type views of reports - they will correctly display decimal places.
- Fixed an incorrect display of rotated attachments (e.g. screenshots) in the miniature. If a user rotates the added attachments, the rotation will be

included in the attachment preview on the form, while the rotation will not be included in the created miniature.

- Fixed the effect that **MARK REQUIRED / MARK NOT REQUIRED** rules have on item list columns using the single-row edit mode.
- Fixed an issue with viewing additional details on the instance history - in some cases the history would cause JavaScript errors.
- Fixed an issue that caused the command **Select attachment category** to be displayed in a language other than the one selected in the user panel when attaching a document to a form in WEBCON BPS Portal. After the upgrade, the command translation is consistent with the language version set in the Portal.
- Fixed an issue that caused improper formatting of the date in the **Date and time** column when it was set via the **Target field** column after selecting **Popup search window**.
- Fixed an issue with attachment validation on workflow instances. Previously, in the case of the **Item list** form field for which the **Local attachments** column required in the start step was added, after going to the next workflow step, the message **Attachment not found** appeared despite adding an attachment.

6.4. Designer Studio

- Fixed an issue caused by old translations of application **Group** names not being removed during import.
- Fixed an issue preventing WEBCON BPS Designer Studio from being launched on fresh installations where the **Synchronization source** is set to NONE and the **WEBCON BPS WorkFlow Service** is inactive.
- Generating process documentation will correctly replace variables.
- Fixed an issue that, in specific cases where the character size of files in SDK packages did not match, caused an exception when saving the package.
- Fixed an issue when the edit button was available in the configuration of the **Choice list** form field despite the lack of data. After the upgrade, the edit field will only be available if at least one answer is added.
- Fixed an issue with the variable returning the last comment in the case of **Multiple lines of text** form fields using **Append mode**.

- Fixed an issue resulting from leftover translations in the database - deleting objects with translatable names/descriptions would not remove all translations from the database.
- Fixed an error where an archive database was defined in the process but did not exist in the environment.
In the **Settings** tab of a process, in the **Archive** section, the **Archive database** setting would reset itself to **<None>** without indicating to the user that changes were made to the process (i.e. no asterisk next to the process node).
- Optimized the query for getting the instance ID in the process context for WEBCON BPS Designer Studio. The query is used when e.g. editing a rule or expression.
- Fixed an issue with the save process in WEBCON BPS Designer Studio - if multiple processes were expanded at the same time, the configuration area of Designer Studio would unnecessarily get refreshed once again.
- HotMailBox - updated the description of the **Attachments to be processed** configuration option. Improved the notification received when incorrectly mapping the sender system field value in the **Restriction of supported email sender list** configuration.
- In the process documentation generated from WEBCON BPS Designer Studio, advanced filters of data sources were not included correctly - after this fix, variables will be substituted and colored as intended.
- The **Environment settings** dropdown in the **System settings** will now have a fixed size.
- HotMailBox and HotFolder - added an icon next to the service and source directory configuration fields to inform the user that these fields are required.
- Fixed an issue where the user editing the process was not saved in the **History of changes** of a process (the service account name was shown instead of the username).
- The message "Failed to establish a connection with the attachment database" has been added when a non-existing attachment database is selected in the process.
- Fixed an error where a workflow could not be cloned in the process. The error appeared if the process contained translated elements that were not related to the cloned workflow (e.g. form fields).

- Fixed an error where the process could not be exported. The error was related to incorrect handling of translations of text fields whose values were left blank.
- Improved the **Search logs** feature in the **Administration tools** - fixed an issue with downloading compressed action execution logs.
- Fixed an issue with filtering OCR AI values using a **BPS internal view/Dictionary/Document template** data source.
- Optimized the creation time of a custom OCR AI field in OCR AI projects that contain many custom networks.
- Fixed an issue with duplicate GUIDs when Importing a ZIP file containing document templates into a **Document template process**.
- Fixed an error that prevented the deletion of a **Workflow** even if it was being used in the configuration of a **BPS Internal view** data source.
- Fixed typos in HotMailBox context help.
- Fixed an issue with saving **Global fields**. Additionally, when saving global fields, the progress window shown will be the same one as in the **Application** tab.
- The configuration window for **Data table** form fields has been increased in size to 850 by 600 pixels.
- Fixed an issue that allowed **Global fields** with erroneous configurations to be saved.
- Exceeded license limit in the Cloud installation prevented adding other licenses. The error has been fixed.
- Removed the Windows authentication button from the WEBCON BPS Designer Studio login window.
- Increased the width of the **Update tasks for substitutes** button in the **Global parameters** node of the **System settings** tab.
- Improved the efficiency of **HotMailBoxes** that use **Microsoft Graph Authentication** - installation with a large number of configured **HotMailBoxes** would sometimes encounter the "Application is over its MailboxConcurrency limit" error.
- Fixed an issue that caused translations in global form fields to not be deleted correctly (they would return after restarting Designer Studio).

6.5. Form fields

- Multiple lines of text - reduced the font size when using the **Block quote** option in the rich text editor.
- Fixed an issue that caused WEBCON BPS Portal to stop working if there was a **Data row** form field that had a filter referencing the same form field.

6.6. Actions

- Fixed an issue with the **Generate/update Word file** and **Convert Word to PDF** actions that would cause attachment categories to be generated incorrectly. The category value was not being saved in BPS format (ID#name) as the system requires.
- Extended the information about error logs for the **Printout a barcode label** action.
- Extended the log information for the **Sign an attachment** action if there are no attachments to be processed.
- Added support of errors that appear if the process database is empty (no elements in the process) during: - the configuration of the condition to execute the action (SQL query) - the configuration of the action used to archive instances
- Fixed an error when executing the **Verify attachment's signature** action for attachments in PDF format.
- PowerShell actions - improved the handling of service operating memory after executing PowerShell type actions.
- Improved the efficiency of the **Add privileges** action in cases where the configuration attempts to add privileges to inactive users.
- Fixed a typo in the action **Verify attachment's signature**.
- Fixed an issue caused by copies of an action being used in many automations.
- SDK actions will now correctly receive variables from the automation.
- Fixed an issue in the **Invoke REST Web service** action that caused a different authentication type to be used than the one selected in the configuration.
- Fixed an issue with copying **Automations** between steps.

- In the **Manage users** action, if there is an attempt to edit a variable that cannot be modified, the following message will be displayed: *"Manage Users" action cannot update name of the Active Directory object.*

6.7. Rules

- Added handling of the **Row ID** variable in form rules - this variable returns the ID of an **Item list** row from the database (DET_ID column, WFEElementDetails table).
- Fixed an issue with the **SET** rule when used to copy multiple values from a choice field. The error caused the rule to copy the first value from the field and insert it multiple times in place of other values.
- Fixed an issue of **...on value change** form rules not being able to clear values from the form field that triggered it.
- Fixed an error where when a user wanted to change a rule created in form mode to a rule created in JavaScript mode during form rule configuration - both rules were retained when saving. After the fix, the form rule from the currently selected mode will be saved.
- The error log information has been extended when the default value business rule for a form field returns EMPTY.
- Fixed an error where in a business rule returning JSON data (from an SQL command), the response was truncated.
- SET CONTROL STYLE and SET LABEL STYLE functions will now work correctly when used in global form rules (they worked correctly in process form rules).
- The **Underline** option in SET CONTROL FONT DECORATION functions will now work correctly.

6.8. Data sources

- Fixed an issue that blocked the response from being loaded for REST actions and data sources when using OAuth2.App authentication.
- An error occurred in **BPS internal view** data sources that required the user to save the configuration to resolve it - these problematic data sources will now have an asterisk next to them to prompt the user to save them.
- REST type data sources will now be able to handle collections that have different structures in each row.

- If a **BPS internal view** data source obtains data from a **Date and Time** field, the time will only be passed when it can be configured in the form field - until now, the form field would pass 00:00 to the data source if time selection was not enabled.
- In the configuration of reports and **BPS internal view** data sources, fixed an issue with filtering form fields by form types.
- Fixed the erroneous list of completed user tasks indexed in the **SOLR index**.
- Fixed migration script 6211, which caused exceptions in the case of an incorrectly configured filter.

6.9. Add-In

- Fixed an issue with the Outlook Add-In that occurred when remotely connecting to a machine w Windows Server 2016.

6.10. Mobile app

- When using the iOS mobile app, the contents will now refresh correctly if the connection to WEBCON BPS Portal is temporarily lost (e.g. network error or WEBCON BPS update).
- Adjusted distance between the names of form fields (labels) and their values (controls) on the compact (mobile) form.
- Fixed an issue with SOLR indexation that caused incorrect attachment modification dates to be indexed.
- Fixed an issue with refreshing the portal view in the iOS mobile app after the access token expires.

6.11. Service

- Optimized handling of HTTP requests - fixed a situation where requests to Exchange Online with Basic authentication would get interrupted if the system waited too long for a reply.
- Added error logs and user authentication in the case of incorrect authentication of users with the same BPSID from different OUs.
- When viewing archived instances, the display of the creation/modification time for such instances has been improved.

6.12. Designer Desk

- Optimized processes for loading and saving **Form Designer** in WEBCON BPS Designer Desk.

- Fixed an issue in WEBCON BPS Designer Desk appearing when attempting to generate documentation in .pdf format in a language other than Polish, English, and German. After upgrade, documentation of users working with the tool in other language versions will be generated in English.

6.13. API

- Fixed an error that resulted in different values for **Floating-point number** and **Date and time** form fields depending on the selected language culture. For example, 12,34 in pl-PL culture was written as 12,34, while in en-US it was 1234,00.
To eliminate this problem, the SDK gained methods allowing to set field values according to the language culture specification (CultureInfo parameter).
- The size of SDK configuration windows will correctly scale to DPI - for high DPI the window was too small.
- Fixed an error that occurred when creating attachments with categories not available in the data source defined in attachment categories. The attachment categories should be passed as a valid id or id#displayName.
- Added handling of **Exchange Server** type data sources to **SDK** (in the ConnectionHelper class) and **API** (beta version - in the admin/connections endpoint group).
- The error code caused by missing licenses has been changed to **402 Payment Required** (from **403 Forbidden** and **500 Internal Server Error**).
- Fixed an issue in the REST API methods:
/api/data/v4.0/db/{dbid}/elements/{id}/admin/tasks/assignment and **/api/data/v4.0/db/{dbid}/elements/{id}/tasks/assignment**.
It is currently not possible to assign a task for an application account running in user mode.
- Disabled the e-mail field for the API application of the application context type. Improved validation of the e-mail address entered.

WEBCON BPS 2022 R2

history of changes for version 2022.1.2.59

Before upgrading WEBCON BPS

- Make sure that WEBCON BPS licenses are up to date. It is recommended to refresh licenses before upgrading the system to avoid any unnecessary downtime.
- If the changelog contains a section titled "Changes to existing features", please verify whether the changes will impact your implemented system in any way.

Bug fixes

[General]

- Fixed a bug in the "For each" automation operator where the collection is of the "Item List" type. The error was that numbering in the "Ordinal number" column started with 0 instead of 1.
- Improved operation of the "For each" operator in process automation. Despite using a filter for the collection used in the operator, the data range was not narrowed down.

[Portal]

- Fixed an error where it was not possible to start a new instance from the report level. The error was that if the dashboard had several start buttons placed in the drop-down list - a user cannot select any button from this list.

[Form]

- Fixed an error where it was not possible to import data for a form field of the item list. The error occurs when there are more than two form fields of this type on the form.
- Fixed a bug where form fields were not detected in the Teach OCR AI action.
- Fixed a bug with displaying an outdated form field value after manually selecting the value in the OCR verification view.

[Actions]

- Fixed a bug in passing data from the item list to the parameters of the Invoke SOAP Web service action.
- Added a blockade preventing users from dragging elements (actions/automations/process automations) between two different automations.
- Fixed the action of generating RS reports when trying to generate a report with parameters.

[Data sources]

- The ability to edit a filter in the advanced mode for 'dictionary process' data sources.

[API]

- Fixed an error when trying to get information about reports from API, if the application GUID was specified in the parameter, BadRequest status was returned in the response. The bug was eliminated by improving the behavior of controllers for reports in v3.0, v4.0, and beta versions.

WEBCON **BPS**

history of changes for version 2022.1.2

Table of Contents

1. Before upgrading WEBCON BPS	4
2. Changes to existing features	5
2.1. Portal	5
2.2. Modern form	5
2.3. Designer Studio.....	5
2.4. Mobile app	6
2.5. Service	6
2.6. REST API	6
3. Information	7
3.1. General.....	7
4. New features	8
4.1. New automation operator – For each	8
4.2. An option to remember the expanding state of automation schema	10
4.3. Preview of the automation process	11
4.4. Quick Paths column on Reports.....	12
4.5. Moving between rows of the item list	13
4.6. Substitutions on behalf – „Performed on my behalf” report.....	14
4.7. Compact view – the ability to configure several distinguishers on the tasks list ..	14
4.8. WEBCON BPS as an OpenID Connect authentication provider.....	15
4.9. WEBCON White color theme	16
4.10. Global template of e-mail notifications	17
4.11. Information about the logged in user.....	17
4.12. Configuring token and cookie expiration.....	18
4.13. Modern form	18
4.14. General	19
4.15. Portal	19
4.16. Designer Studio.....	19
4.17. Rules	19
4.18. REST API	19
5. Bug fixes	20
5.1. General	20
5.2. Portal	20
5.3. Modern form	21
5.4. Designer Studio.....	22
5.5. Form fields.....	23
5.6. Processes	24
5.7. Actions	24
5.8. Rules	25
5.9. Data sources.....	25
5.10. Plugins	25
5.11. Add-In.....	25

5.12. Mobile app 26
5.13. Service 26
5.14. Designer Desk..... 27
5.15. REST API 27

1. Before upgrading WEBCON BPS

1. To avoid unnecessary interruptions in the system operation, make sure that WEBCON BPS licenses are up to date. To do this, verify the availability of the **WEBCON BPS Server 2022 license** in the license report. This report is available from WEBCON BPS Designer Studio -> system menu in the upper left corner – Licenses. Current licenses must be downloaded if necessary.
2. Please verify whether the changes listed in chapter 2 “*Changes to existing features*” will impact your implemented system in any way.
3. This update changes the SOLR search database structure. During the update, it will be necessary to provide the SOLR database admin's password - in order to update the database and correctly complete the update process.
4. Changes introduced in this version will break the compatibility of the Export-Import mechanism. Exported process packages created in versions 2022.1.1.x and older cannot be imported to the newest system version. In order for an import to be possible, update the environment to the newest version and export the processes again.

2. Changes to existing features

2.1. Portal

- The themes configuration option has been moved from the user menu to the administration panel.
- The configuration of coloring rows on a report will now be handled in a new pop-up window
- Removed the need to enter the time (if it is not required) in the Date filter in the report columns.

2.2. Modern form

- Improved the appearance of the toolbar (reduced the icon size) in the advanced (rich) editor in the "Multiple lines of text" form field.
- Added a mechanism for checking the integrity of data set in the choice fields with data source values configured for this form field. Attempting to unauthorized setting a value not present in the source (e.g. using JS API) will fail and generate an exception.

In previous versions, the system allowed to set values in the ID#Name format using JS API, even if such a value did not exist in the data source. After the update to the latest version, any attempt to set a value in the choice field (in any format - ID, Name, or ID#Name) will validate this value with the data source values. The value not found in the data source will not be set in the choice field.

2.3. Designer Studio

- Fixed an error when cloning form fields in WEBCON BPS Designer Studio. The error was related to an incorrect configuration of the form fields order in groups.
- The "Attachment database" field in the process configuration in WEBCON BPS Designer Studio has been changed to non-editable.
- Changed the button style, which resulted in the standardization and the appearance change of some of them. Standardized the appearance of buttons in the system.
- When WEBCON BPS Designer Studio is started for the first time in the Cloud installation, the "Login via browser" option will be checked by default.
- The "Show confirmation" checkbox in the path configuration has been removed. This checkbox was used to determine whether the message box confirming the path transition was shown or not, this message window will now always be shown.
- The behavior of the system has been changed if duplicate users are detected during synchronization. Until now, if there were BPS users in two formats (e.g. t.green.webcon.com and WEBCON\t.green), both users were sent to the CacheOrganizationStructure table during full synchronization.

Before the synchronization, a user logged in as t.green@webcon.com, and after synchronization - as WEBCON\t.green. After the change, only one entry will appear in the CacheOrganizationStructure table during full synchronization (t.green@webcon.com).

If it is not possible to connect to Active Directory, the WEBCON\t.green will appear in the CacheOrganizationStructure table, and after regaining access and synchronization - the t.green@webcon.com entry.

2.4. Mobile app

- Support for connections without HTTPS / SSL has been disabled in the iOS and Android mobile applications.

2.5. Service

- Extended the logged information range when a file in HotFolder is blocked by another process. Currently, the log will contain the path to the file as well as the name and PID of the process blocking the file.
- Changed the frequency of calculating and marking overdue tasks by the WebCon Workflow Service. Currently, overdue tasks are checked cyclically every 30 minutes.

2.6. REST API

- The endpoint: /api/data/beta/admin/users/{bpsId} now returns properties for external users only.

3. Information

3.1. General

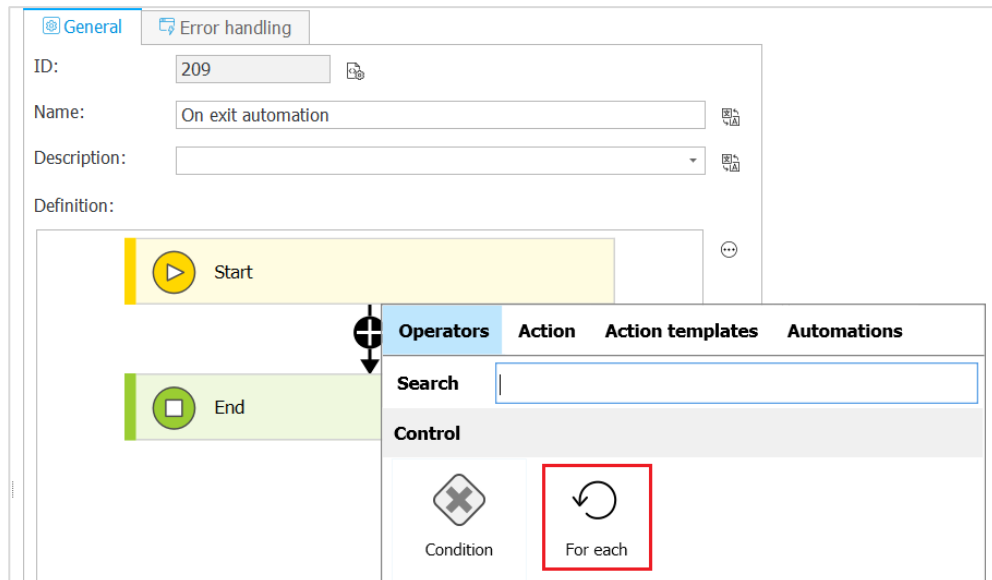
- The DEF_WFDynamicMode column has been removed from the WFDefinitions table.
- Implemented a mechanism in the system installer that verifies the correctness of data stored in the SEC_USERGUID column of the WFSecurities table. An update script has also been added to fix possible data inconsistencies.

Values in the SEC_USERGUID column may be incorrect due to a system error. In some cases, this data state can cause the system to become unstable. When updating the system to the latest version, data will be verified. If data is inconsistent, the installer will display appropriate information with a proposal to run a repair script.

4. New features

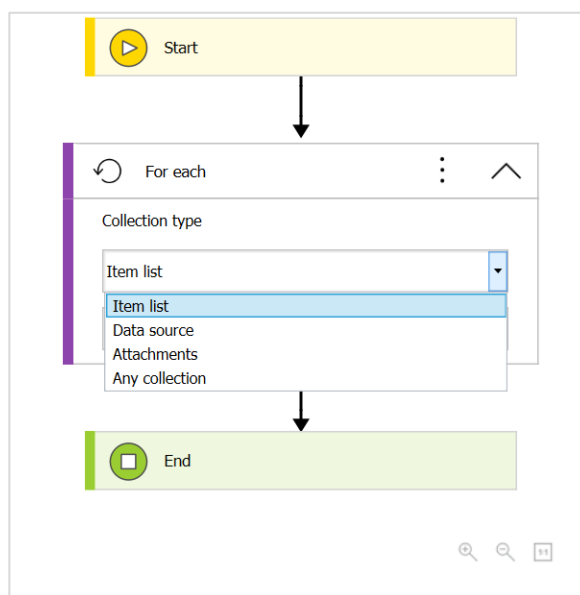
4.1. New automation operator – For each

A new **For Each** operator has been added to the automation. This operator allows you to configure an action/automation/operation for each element from the selected collection.



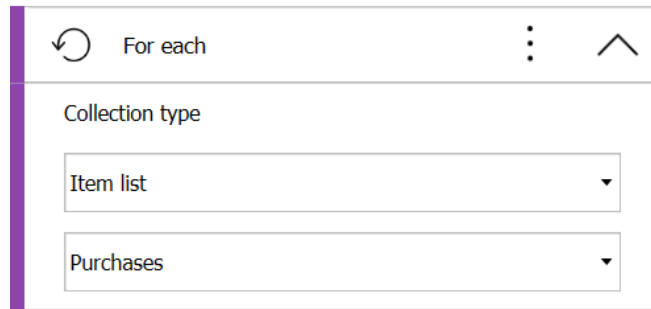
There are four collection types:

- Item list
- Data sources
- Attachments
- Any collection



Item list

The ability to select all available item lists.



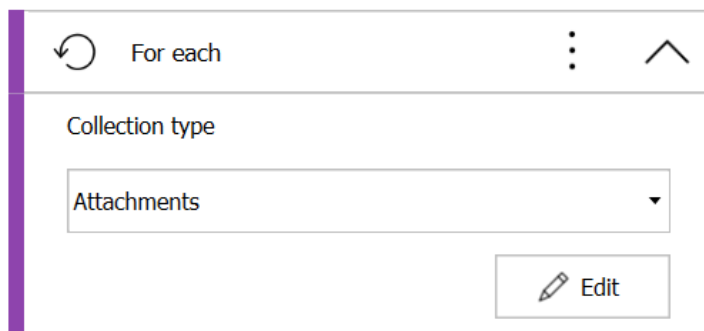
Data source

The ability to select from a list of all sources or connections associated with the application (only SQL and Oracle connections). After clicking the edit button, you can define a filter.



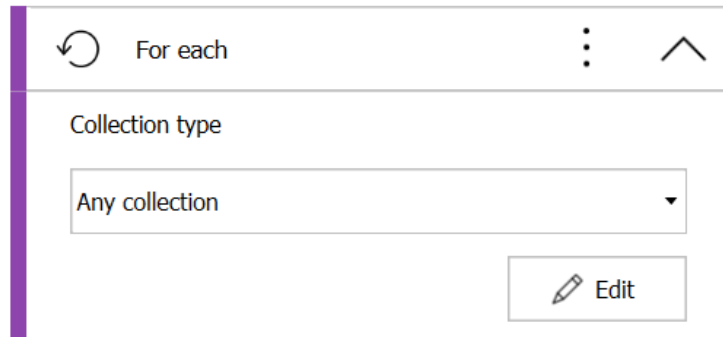
Attachments

After clicking the edit button, you can define attachments.



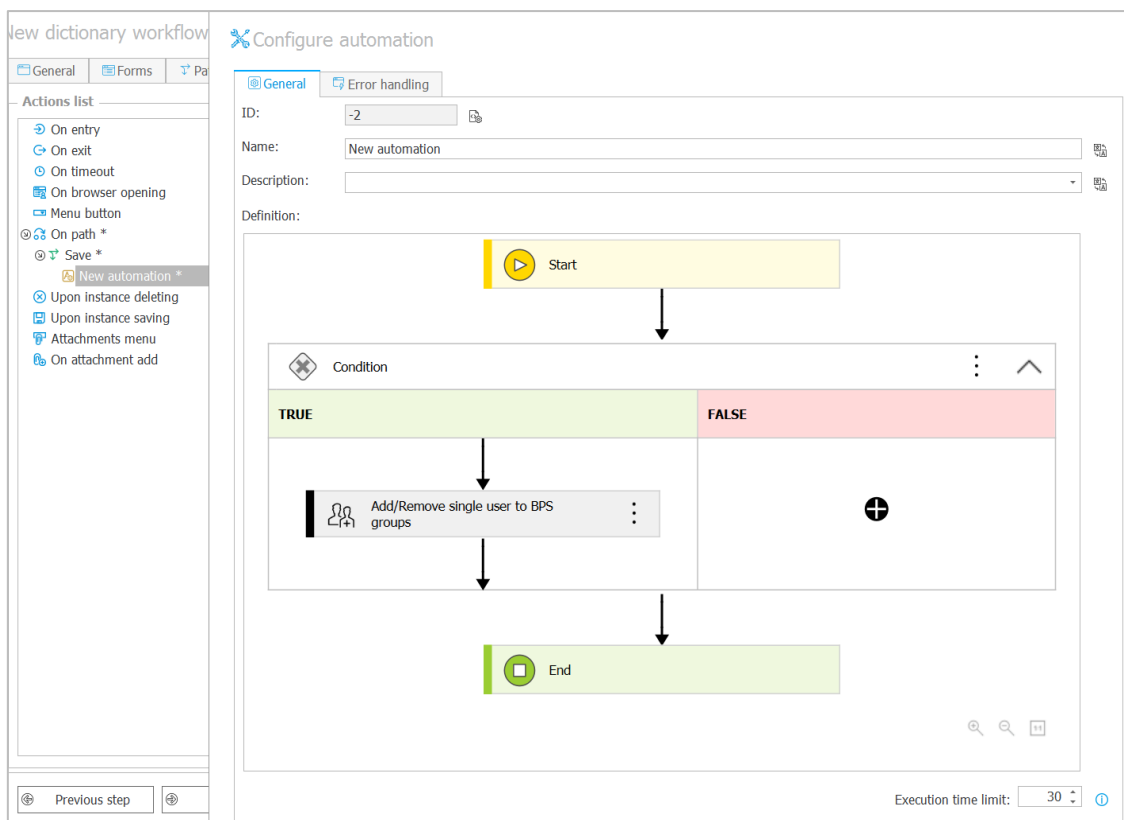
Any collection

After clicking the edit button, you can define a business rule returning any collection.



4.2. An option to remember the expanding state of automation schema

In WEBCON BPS Designer Studio, an option to remember the expanding state of automation schema has been added when switching between automation and path.

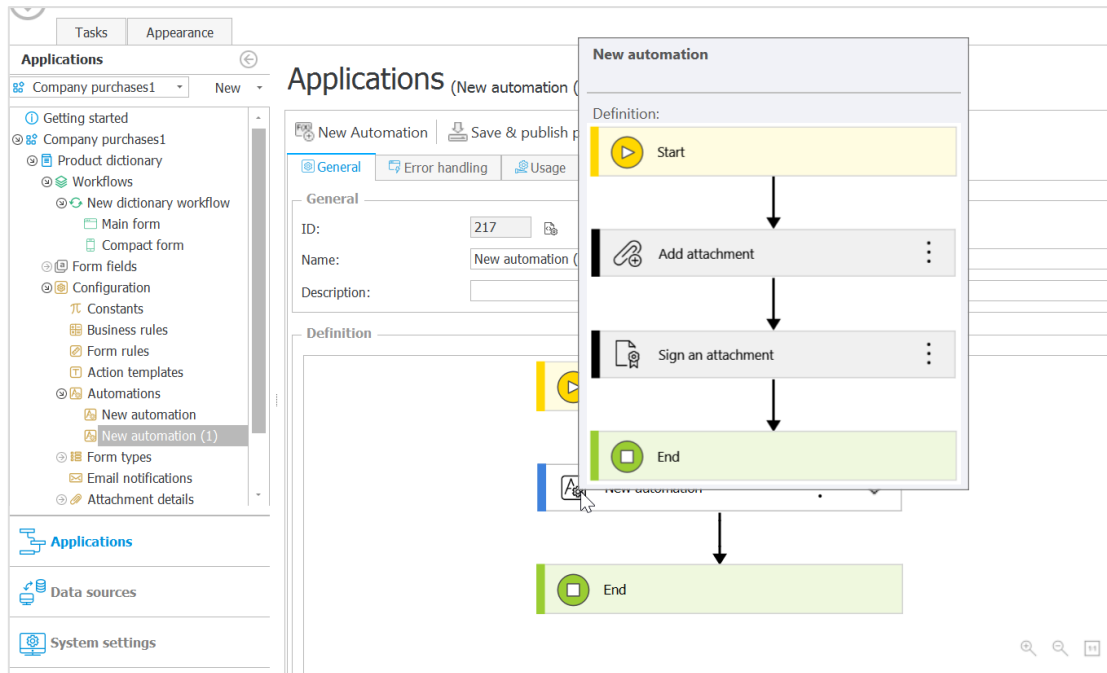


4.3. Preview of the automation process

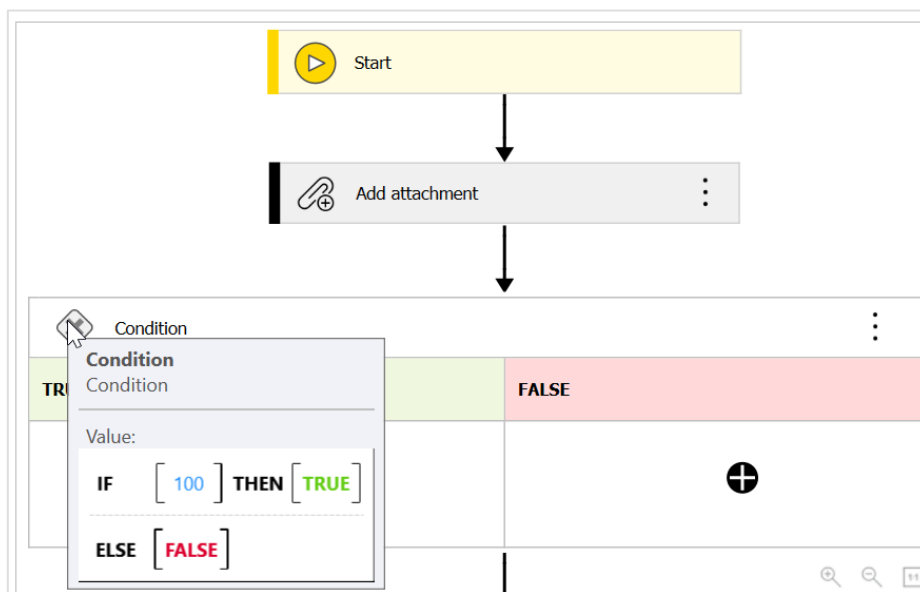
The ability to preview automation used in the process, automation conditions, and action execution rules has been added.

a) Preview of process automation is possible:

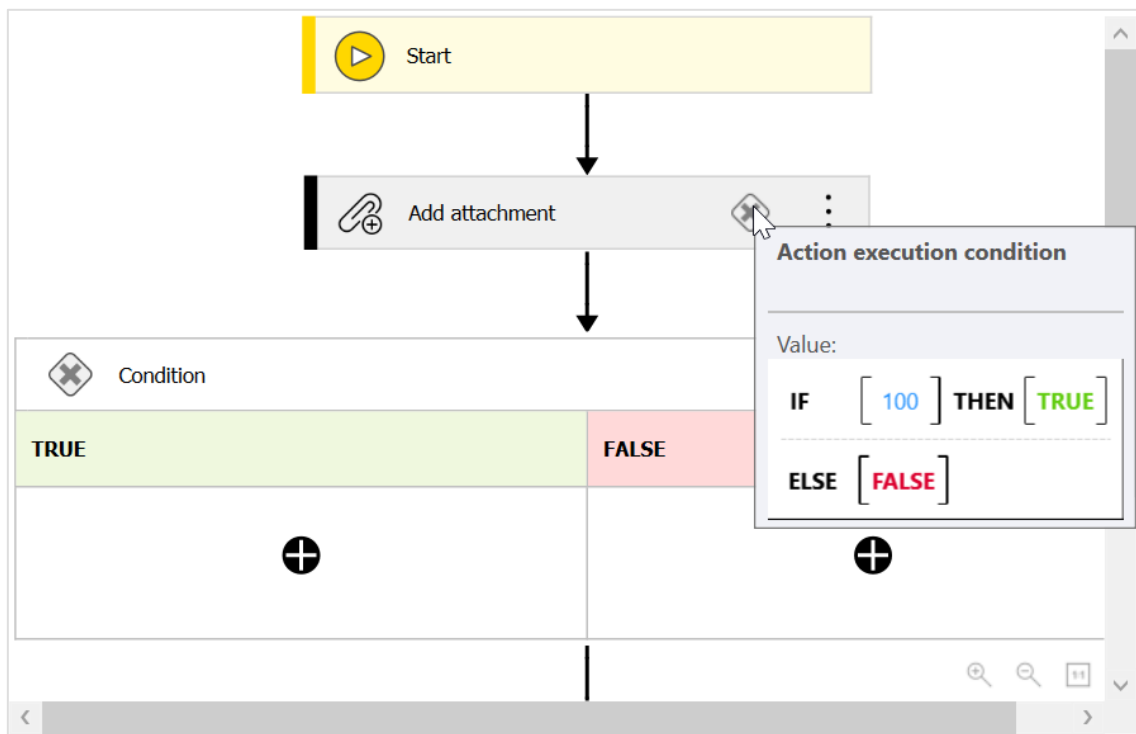
- When you hover over the automation icon in the editor
- When you hover over the gear icon next to the step with automation in the workflow editor



b) Preview of the condition operator



c) Preview of the action execution condition



4.4. Quick Paths column on Reports

In the configuration of views on a report, it is now possible to add a column for displaying quick path buttons.

Visible columns	Action menu	Link	Aggregation	Display options	Style
[System] ID	<input checked="" type="checkbox"/>	<input type="checkbox"/>	None		
[System] Instance number	<input checked="" type="checkbox"/>	<input checked="" type="checkbox"/>	None		
[System] Step	<input type="checkbox"/>	<input type="checkbox"/>	None		
[System] Assigned to	<input type="checkbox"/>	<input type="checkbox"/>	None	Name and surname	
+ Add quick paths column					Row color

The buttons that will be available in the column can be configured by clicking on the **Style** icon.



In the configuration of the column style, it is possible to set its **Header**, **Width**, and choose whether the **buttons** will display an **icon** or **name**.

Each button has to be configured individually by choosing the **Path** that will be activated on button press, as well as the button's **Font** and **Background**. Additionally, configure the **Name** and/or **Icon** that will be shown on the button (depending on the option chosen above). If the buttons show icons and the name was also configured, the name will be shown in the tooltip.

Icon	Path	Font	Background	Name
✓	Requisition Process -> Requisition workflow -> Superior Approval -> Approve	✗	Green	Approve
✗	Requisition Process -> Requisition workflow -> Superior Approval -> Reject	✗	Red	Reject
⏪	Requisition Process -> Requisition workflow -> Superior Approval -> Return to author	✗	Yellow	Return

Coloring mode is used to change the colors of the button based on **Conditions**, or apply **Advanced** coloring with JSON (the schema is available in under the contextual information "i" icon).

Instance number	Title	Step	Paths
REQ_DS/2022/01/00015	Expiring License Renewal	Superior Approval	✓ ✗ ⏪
REQ_DS/2022/01/00014	New power strips	Superior Approval	✓ ✗ ⏪
REQ_DS/2022/01/00012	3-Pin charger cables	Superior Approval	✓ ✗ ⏪
REQ_DS/2022/01/00011	Blood for the Blood God	Superior Approval	✓ ✗ ⏪
REQ_DS/2022/01/00010	Grammarly For Business x10	Superior Approval	✓ ✗ ⏪

4.5. Moving between rows of the item list

On the form, the ability to move between individual elements of the item list with the "Save and previous" and "Save and next" buttons has been added. This option is available in the "Single row editing" mode.

4.6. Substitutions on behalf – „Performed on my behalf” report

The new “Performed on my behalf” report has been added to the Substitutions on behalf functionality. A replaced user can see what activities and tasks (e.g. following the path, approving a request) were performed on their behalf by the substitute/substitutes.

Activity date	Signature	Process	Application	Activity description	Substitute
3/14/2022 11:47 AM	SUP/2022/03/00001	IT support	IT Company	Path transition Save from step Ticket registration to step Ticket registration in instance SUP/2022/03/00001 of process IT support.	Alice Smith

4.7. Compact view – the ability to configure several distinguishers on the tasks list

The ability to set the number of distinguishers (distinguished form fields or system fields) between 1 and 6 has been introduced. This information will appear on the tasks list in the compact view.

List of distinguishers in the compact task view:

- [System] Instance number
- [System] Form type
- [System] Step
- [System] Author
- [System] Modified
- [System] Modified by

Until now, it was not possible to determine the number of data points displayed on the tasks list – the number of distinguishers was always locked to 6.

In addition to the tasks list, this information also appears on the element list in the Outlook add-in, SOLR search list, and mass notifications.

All my tasks

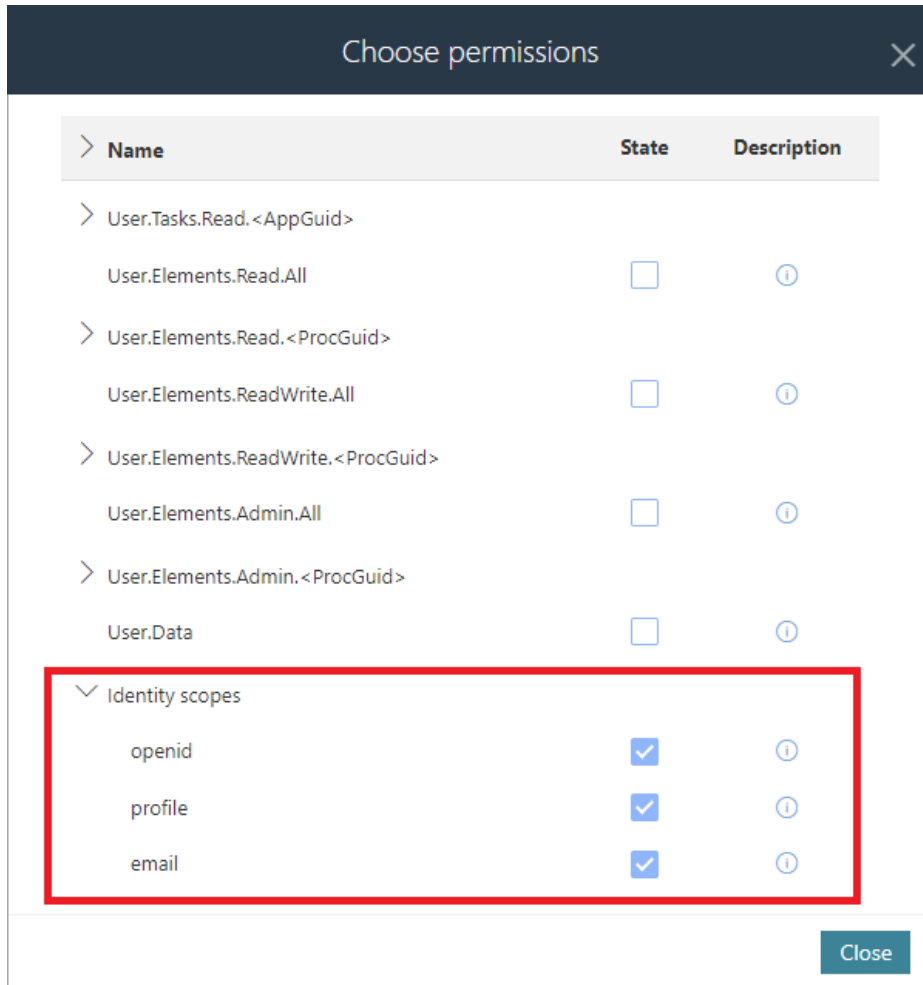
41 New 300 My 18 CC

- AG** AGREE/2021/07/00002 4 minutes ago
 - Owner: Jacek Język
 - Form type: Agreement
 - Step: Registered
 - Created by: Jacek Język
 - Modification date and time: 1/5/2022 8:22 AM
 - Contractor:
- NO** NOWYPR/2022/01/00002 15 minutes ago
 - Modification date and time: 1/5/2022 8:11 AM
 - Modified by: Jacek Język
- NO** NOWYPR/2022/01/00001 15 minutes ago
 - Modification date and time: 1/5/2022 8:11 AM
 - Modified by: Jacek Język
- PR** PRCOLL/2021/12/00002 9 days ago
 - Instance number: PRCOLL/2021/12/00002
 - Form type: Project Collaboration
 - Step: Start
 - Created by: Jacek Język
 - Modification date and time: 12/27/2021 2:20 PM
 - Modified by: Jacek Język

4.8. WEBCON BPS as an OpenID Connect authentication provider

The ability to use WEBCON BPS as the authentication provider in the OpenID Connect standard has been introduced.

This functionality is available after the appropriate configuration of the API application operating in a user's context. For this type of API application, a new scope of permissions - **Identity scopes** have been added. This scope allows you to implement various integration scenarios.

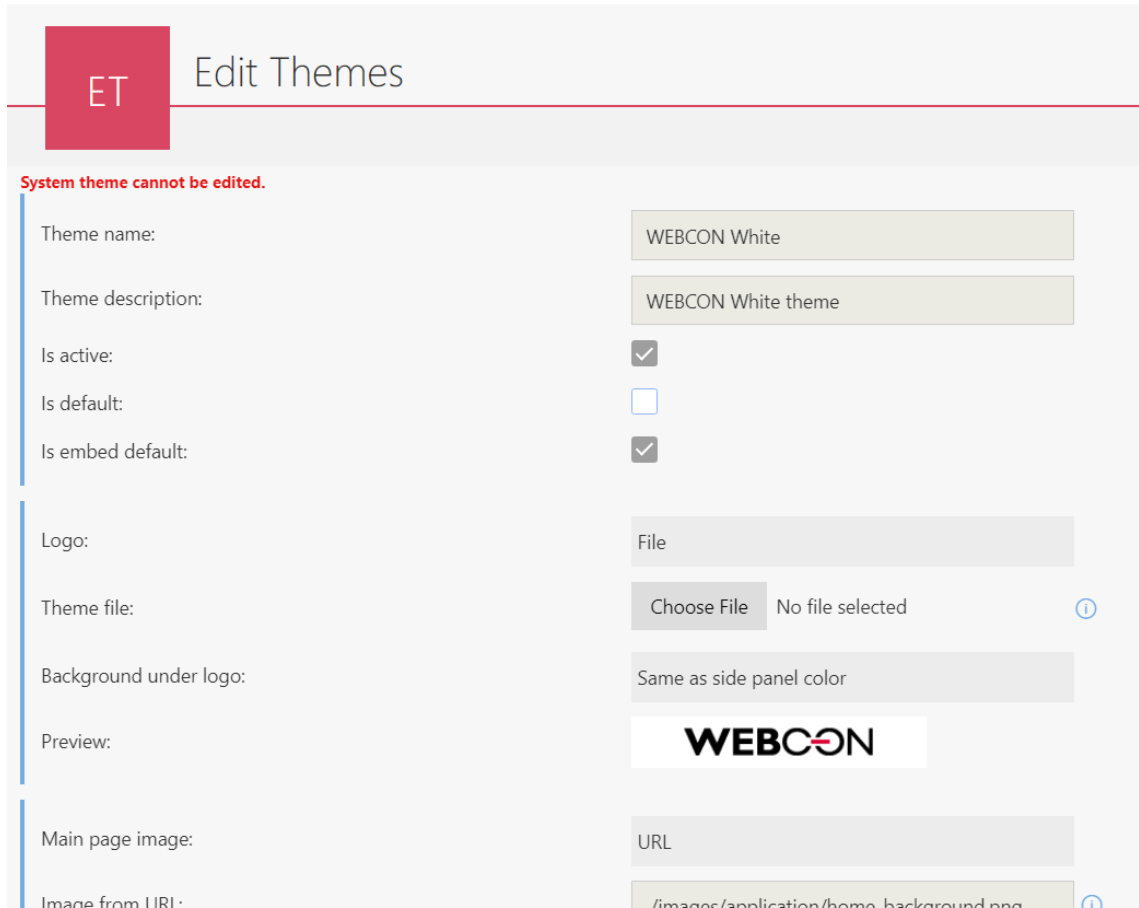


In the API configuration, you should also enter the appropriate redirect URL (Authorized redirect URLs) on which, the identity token will be returned, after correct authentication.

WEBCON BPS supports the standard **well-known** endpoint (<https://server.com/.well-known/openid-configuration>) providing full OpenID Connect configuration.

4.9. WEBCON White color theme

A new WEBCON White system color theme has been added – it is not possible to edit individual elements.

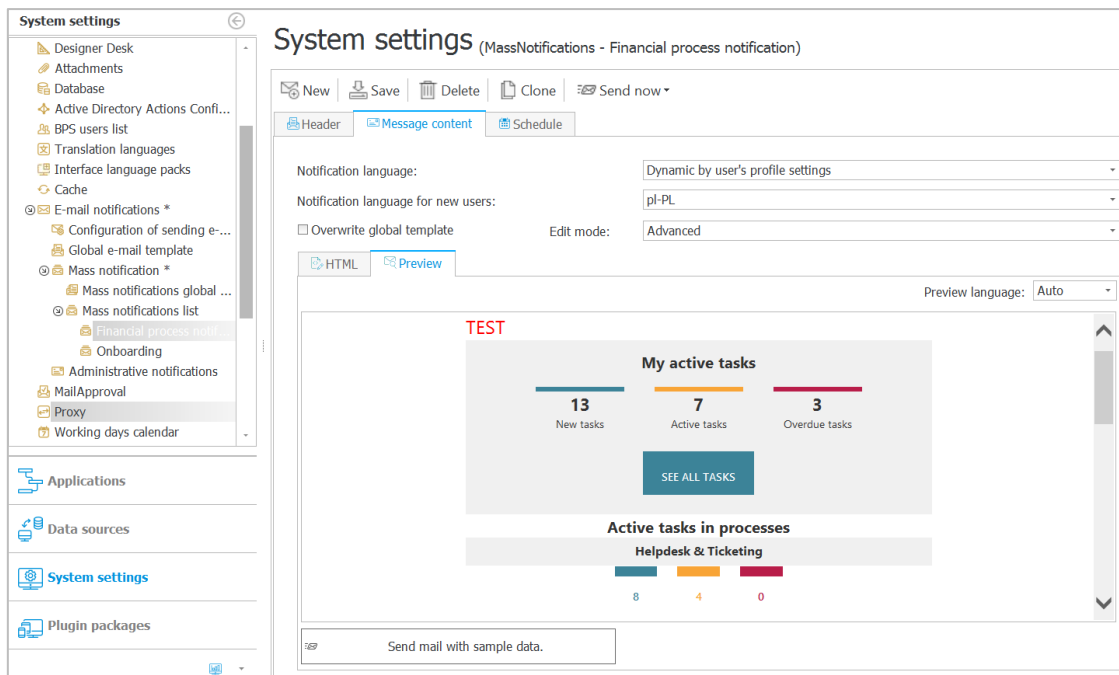


The ability to set the default color theme for embedded elements has been added (WEBCON White by default).

Theme description	Is active	Is default	Is embed default
WEBCON Light theme	<input checked="" type="checkbox"/>	<input checked="" type="checkbox"/>	<input type="checkbox"/>
WEBCON Dark theme	<input checked="" type="checkbox"/>	<input type="checkbox"/>	<input type="checkbox"/>
WEBCON White theme	<input checked="" type="checkbox"/>	<input type="checkbox"/>	<input checked="" type="checkbox"/>

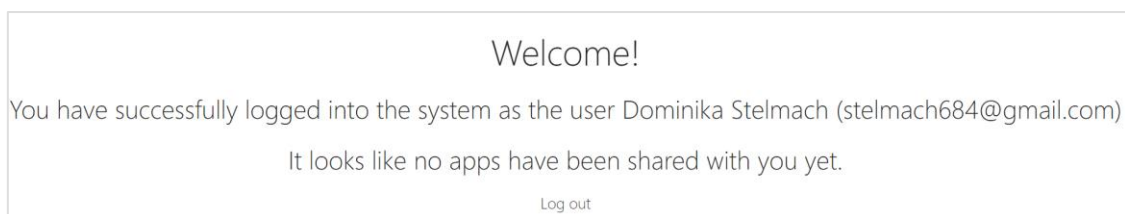
4.10. Global template of e-mail notifications

In the configuration of mass e-mail notifications, the ability to preview the global e-mail notification template has been added, even without being overwritten. Until now, if in the notification template the “Overwrite global template” option is unchecked, the “Preview” tab was empty. After the change, if the global template is not overwritten – the global notification template will appear in this tab so that a user can see what the standard notification looks like.



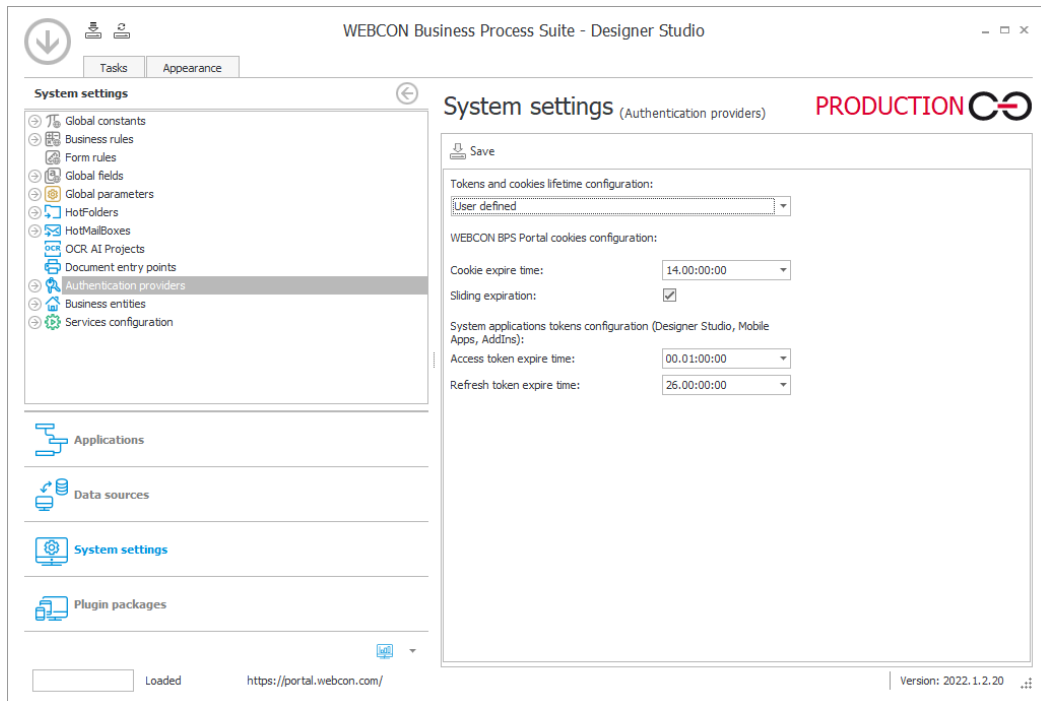
4.11. Information about the logged in user

The content of the message that appears when a logged in user has no privileges to any application has been changed. Information about the currently logged in user has been added – name and e-mail address.



4.12. Configuring token and cookie expiration

It is now possible to define expiration times for Access tokens and cookies. The configuration can be found in WEBCON BPS Designer Studio under System settings -> Authentication providers.

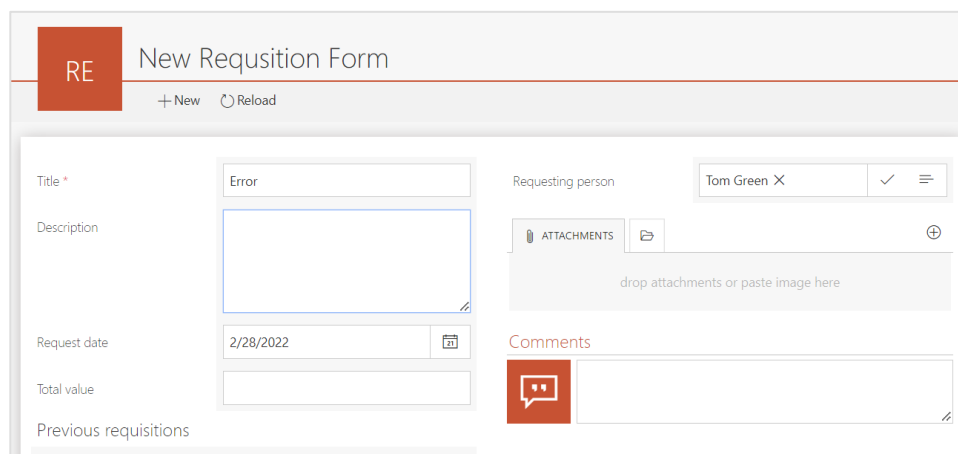


This configuration is used to adjust WEBCON BPS Portal to security requirements dictated by company policy.

When the cookie used by the Portal interface expires, the behavior will depend on the configuration of the authentication provider e.g. it can relog automatically or redirect to the login page.

4.13. Modern form

- The appearance of focused controls on the form in WEBCON BPS Portal has been changed. The border thickness has been changed from 2px to 1px, and color will be set according to the selected color theme.



4.14. General

- Added the ability to send e-mails via Exchange Online.
- Introduced the possibility of an emergency deactivation of the local license service. This functionality is available in the WEBCON BPS installer tools.

4.15. Portal

- Added support for HTML tags in the message that appears to the user after executing the Validate form action.
- Added security that prevents editing, reordering, and deleting of other users' favorite elements. The logged in user will be able to modify only their favorite elements.

4.16. Designer Studio

- Added the ability to zoom in/zoom out of the diagram in the automation editor using the +/- buttons or Ctrl + scroll.
- The change history preview functionality has been added for the global mass notifications node and global template of mass notifications template.

4.17. Rules

- Added a new TEXT business rule. This rule allows you to define a text with translations in the languages configured in the WEBCON BPS system settings.

4.18. REST API

- Added a new type of REST authentication - Custom authentication - which can be used to define all configuration fields. It can only be used in SDK Plugins.
- Added support for the Implicit Grant authentication method for REST API applications of user context type.
- For REST API, a new option has been introduced to obtain a refresh token by providing an additional query access_type parameter with the "offline" value in the request.
- Added the ability to analyze the history of operations related to OAuth2 authentication in REST API. Added the ability to verify the method of creating tasks and handling authentication events logs.

5. Bug fixes

5.1. General

- Databases that have already been deleted can now be removed (i.e. detached from the Configuration database) using the WEBCON BPS installer (management tools).
- Removed the ability to install the ABBYY license key drivers when installing the FineReader Engine 11 text layer recognition component - due to their WIBU-210423-01 vulnerability.
- Fixed an issue in the WEBCON BPS installer where the components selection page failed to detect that FineReader 11 was already installed and would suggest the option of installing it again.
- Security fixes have been introduced to protect websites from Cross-Site Scripting (XSS) attacks by appropriate coding of potentially dangerous places based on Microsoft's recommendations.
- Fixed an error with creating new content databases. The error occurred when using a local account without a display name set. After the change, a user (admin) login will be entered as a display name. Additionally, if the new content database is not created - the entry from the ContentDatabases table will be deleted.
- Fixed the system installer error caused by case sensitivity in SQL query getting the time zone for the newly created database.
- Fixed the error message shown to the user in the event of a failed connection to SOLR.
- Fixed an issue that prevented the local user from logging in to Portal after installing WEBCON BPS.
- The installer will now check the validity of scripts between the current version and the target version before starting the update process. In a few very specific cases, it may not be possible to update from one version to another. In such cases, the update process will be interrupted, and it will be necessary to download a newer version of WEBCON BPS to upgrade to.

5.2. Portal

- Fixed an issue with filtering on reports by global form fields in situations where a process was not selected in the report's configuration.
- Fixed an issue with filtering in chart-type views on reports.
- Fixed an error with loading report views in WEBCON BPS Portal. When switching quickly between individual report views, in some cases a different view than one selected last was loaded.
- Fixed an error with coloring cells in reports. In some cases, a colored square was displayed in the summary row in the column allowing you to add a new column (+).
- Optimized the instance history view - improved loading speed.

- Removed an unnecessary button that appears next to the graphic report added to the application dashboard. The button was displayed if the report was added to a column with a width of 1/3.
- Fixed a problem with loading the Integration tab -> API -> edition of the selected application, and the Service agents tab - if the diagnostic session was enabled.
- Added the option for highlighting buttons (e.g. the Clear button) on hovering the mouse to the "Picture" and "Handwritten signature" form fields. Standardized the cursor appearing next to the buttons in the "Picture" form field.
- Fixed an incorrect display of a form field with multiple values in the suggested reports in WEBCON BPS Designer Studio. Instead of displaying only the value names, the id# prefix appeared before each of them.
- Fixed a bug when trying to change the default style for controls and labels - the styles set did not match the default styles. By using the font-weight: inherit reset rule, the font normal rule has been changed to inherit the weight style given in global styles.
- Fixed an error when searching for instances in the related processes in WEBCON BPS Designer Studio. If a user tries to search in the application for instances that were in the process related to this application - the list of results was empty.
- Fixed incorrect display of report on the dashboard in a "Three columns" layout section. The "Suggested dashboards and reports" report added to the dashboard was displayed in a color different than the application color.
- Fixed a problem with query performance e.g. in reports. The error occurred if the compatibility level in SQL databases (SQL 2019) was equal to 150.
- In the search results of the "Search everywhere" feature on Portal, unnecessary commas and spaces will be trimmed from the end of the found phrase.
- Fixed an error with the activities report on WEBCON BPS Portal. The error was related to displaying instances created in business entities to which a user has no privileges. After the change, the user will not see such instances on the list.
- Restored the ability to navigate using up/down arrows in the "My tasks" panel.
- Optimized SQL queries related to the visibility of columns on reports.
- Display of the Yes/No form field on the form is vertically aligned.
- Fixed an error in private report views - after renaming the private view and saving the configuration - its name did not change.

5.3. Modern form

- Fixed an error that caused the image to be added to all "Image" form fields on the form, instead of only the currently selected field.

- Fixed an automatic cursor positioning in the first form field when it is the Autocomplete type form field (mode - single answer).
- Fixed an error with displaying privileges. If privileges were granted on the workflow level, they were not visible in the Element privileges section on the Modern form.
- Fixed an error that caused the message "Could not find Form field" to be displayed in the browser console. The error occurred after closing the window informing about the incorrect execution of the action after going through the path.
- Added the ability to select a default WEBCON font (Segoe UI West European) in the "Multiple lines of text" form field displayed on the form.
- Set UTF-8 encoding for previewing .txt files on the Modern form.
- Fixed an error when trying to start a new instance from the Application description widget level.
- Fixed an error where a user could not log out after logging in using the Microsoft identity platform using the OAuth2 form field.

5.4. Designer Studio

- Minor typo fixes and improved service activity logging in the Reports section of Designer Studio.
- Fixed an error when trying to change the translation. For some of the translations, there was no link between the translated phase and the specific process or application for which the translation was introduced.
- Improved handling of translation errors that appeared when importing processes. When WEBCON BPS Translation Tool 2022 was used, some of the translations (e.g. application or process name) will not be imported correctly. After the fix, detailed error information and corresponding logs will appear.
- WebService communication mode - the process of importing, saving, and modifying OCR projects has been fixed. The error appeared during each attempt to edit the project in WEBCON BPS Designer Studio.
- Optimized the saving process of data sources. The cache will now be refreshed once everything is saved, instead of after saving every single data source.
- WebService communication mode - the ability to check and set default paths has been added.
- Fixed text wrapping in a field containing a description for the documentation of automation elements.
- Fixed an error in the "SOLR indexer queue" report in WEBCON BPS Designer Studio. When deleting an instance, the "Description" column in the report was empty and a user didn't know what operation was executed.
- Fixed an error where the form did not work correctly if an empty constant value was used in the UX rule.
- Replaced a blurred icon of WEBCON BPS Designer Studio on the taskbar.

- Fixed the mechanism of logging out a user from WEBCON BPS Designer Studio after selecting the "Close and logout" option. Additionally, an option to log out the user when losing the privileges to use WEBCON BPS Designer Studio has been added.
- In WEBCON BPS Designer Studio the handling of logging in to an external browser has been changed. Previously, a user logged out by default, which also applied to WEBCON BPS Portal sessions previously opened in the default browser. After the correction, if a user selects the same authentication provider, they will not have to re-enter the credentials.
- Fixed an error of the Webview2 control when starting the second WEBCON BPS Designer Studio instance and trying to change a user interface language.
- Fixed an error where the documentation generated in WEBCON BPS Designer Studio did not contain the applied action patterns - in the chapter Action templates -> Usages, information that the pattern is not used has been displayed.

5.5. Form fields

- Fixed an error in the "Multiple lines of text" form field (rich editor). The text containing the links was incorrectly displayed and it was related to the behavior of the HTML structure (especially the classes and IDs) when pasting the text. After the correction, classes and IDs of tags will be cleared and style will not be overwritten.
- Improved the appearance and behavior of the "Data row" form fields when the "Horizontal arrangement of form fields in group" option was selected. In this case, column headers were displayed twice and there is no option to uncheck the "Show column headers" field.
- Fixed an error when initialization of one choice field (B) with another choice field (A). If a link to another instance was entered in field B, then when a value was passed from field A to field B - the link was not displayed (only the text appeared).
- Fixed an issue with Choice fields in Dropdown mode that had a configured Empty element display name - refreshing default values caused the empty element to multiply in the dropdown list.
- Fixed an error with the E-mail form field (Outlook). The error caused that despite the lack of defining the CC and BCC fields – the CC field was filled in, after opening a new e-mail window.
- A validation error message has been added to display when importing a value from an Excel file to the item list. The error message will appear if a value that is not a floating-point number was imported into a floating-point column. Until now, a blank field appeared in the column in such a situation.
- The design of the Yes/No choice column should now match other columns on the item list.

- For the HTML value, the encoding of test values retrieved from global constants has been improved.
- Fixed an error when copying and pasting form fields in groups.
- Fixed the sorting in "Data table" form fields that contained a column defined as a hyperlink. In such cases, attempting to sort by any column other than the hyperlink would cause an error.
- Fixed the vertical alignment of values in an item list - values in calculated columns and summary rows were displayed too high in relation to the rest of the item list row.
- Fixed an error with data import from an Excel file to the item list. The error was that after importing data from the file, the default values of the columns were not set. After the change, default values in the item list columns will be recalculated after import.
- Fixed an error with export values from the item list to an Excel file. When exporting text columns containing values with the "#" sign, these values were not exported.
- For the "Local attachments" column of the Item list form field, the content of error messages when the related file is unavailable or deleted has been unified.
- Fixed an incorrect cell coloring on the item list in the mode of coloring alternative rows. The error appeared when modifying cells - adding, deleting, and cloning.
- Fixed an error when trying to create new rows on the item list on the form in preview mode (from the WEBCON BPS Designer Desk level - Field matrix). Until now, a user could add a row to the item list - for example, to test the operation of the rules. However, they received an error while trying to add more rows or perform an operation (such as cloning). After the change, the user will be able to add subsequent rows with the possibility of performing basic operations on them, such as deleting, cloning, and applying rules.

5.6. Processes

- Fixed an error when trying to change the step description in a process that has a generated and saved diagram.
- Fixed an error when exporting a process. The error was related to the incorrect removal of translations.

5.7. Actions

- If an action is configured whose type isn't compatible with the given trigger, the error message should now display this action's name and ID.
- Expanded the logging for Exchange actions - the logs will contain info about users for whom an event was created in the calendar, as well as information about users and e-mail addresses that could not be found.

- Fixed how the SOAP action handles a configuration that does not specify a form field to store the response. In such a case, the value from the response will be ignored.
- Fixed logging of errors when starting workflows. The log will contain information in which process, automation, and action the error occurred.
- Fixed an error when using the "Change form type" action. Improved completion of tasks when changing the form type.
- Fixed an incorrect method of saving a connection in the configuration of the "Exchange tasks" action. The error was that the selected connections were written in the numeric way: <ConnectionID>12</ConnectionID> instead of <ConnectionID>#WFC:12#</ConnectionID>.
- Fixed an incorrect display of the Date form field on the item list in e-mail notifications (the "Send a custom e-mail action). If the notification was sent in different languages, the Date form field remained in the same format and was not consistent with other dates on the form. After the correction, the form field will have the same format as that configured in the settings of the "Send a custom email" action.
- Fixed the "Hyperlink" action defined on a path when using substitutions "On Behalf".
- Improved how executed actions are displayed in the instance history when the workflow contains flow control steps.

5.8. Rules

- Fixed an issue preventing a partially configured IF THEN business rule from being saved if it contained a GET ATTACHMENTS function.
- Fixed the "Test" feature for business rules containing the DATA SOURCE VALUE function that used an unsaved parameter.

5.9. Data sources

- For the BPS data sources, columns in the ID, Name, and ID#Name format (BPS format) will be automatically added if the "Choice field" type item list column was selected in the source configuration. In previous system versions, in such a configuration only the value in the Name format was returned.

5.10. Plugins

- Fixed an error related to the Outlook add-in. The error occurred when a user open an e-mail in a new Outlook window and quickly close it.

5.11. Add-In

- Fixed an error that prevented the user from logging in to the Word Add-In.

5.12. Mobile app

- Fixed an error in mobile applications (iOS and Android) that prevented logging in by a user other than the previously logged in user. The error also occurred when logging in using a different authentication provider than the one previously selected.
- Fixed an error that prevented the use of the Android mobile application when a user did not agree to grant access to multimedia and location.
- Improved the display of report views on mobile devices.
- Improved handling connection error to WEBCON BPS in a local network when an application user does not give consent to access local network resources. Added a message informing a user about the need to check the application privileges.
- Fixed an attachment preview error appearing in mobile applications (iOS and Android). After selecting the option to preview the attachment and then closing it - there was no option to scroll the form.
- Fixed an error where it was not possible to create a profile remotely in the mobile application (Android). Fixed logging into a profile created automatically in the mobile application (Android).

5.13. Service

- Manual re-indexing of instances in the SOLR database (from the "SOLR indexer queue" report in WEBCON BPS Designer Studio) will not consolidate the re-indexation tasks. Each re-indexation task started by an administrator will be executed independently. Until now, tasks of the same type have been combined into one and executed as one re-indexation task.
- The following changes have been made to the synchronization of BPS users:
 - Fixed an error where deleting a user and synchronizing a single user in AD would remove group membership of their subordinates
 - Fixed an error where changing the user's NetBios login in AD and user incremental synchronization in BPS resulted in duplicate users in the system
 - Changed the order of incremental synchronization and single user steps in AD and ADD
- Added the ability to start workflow instance from HotMailBox for an e-mail with a .msg attachment type. Such attachments will be converted by the system to the .eml format.
- Added stack trace to the logs - to diagnose the problem with processing e-mails in hotmailboxes.
- Fixed an error in HotMailBoxes where e-mail messages added as attachments were not saved correctly and were not possible to preview them. Additionally, an error has been fixed that prevents setting other form fields with tags from e-mail messages.

- Fixed date range logging for the processed indexing tasks. Instead of displaying the start and end date, the start date was displayed twice.
- Improved handling of SOLR indexing tasks with a set date range. Previously, the day specified in the "Range to" field was not included in the elements to be indexed (processed).
- Improved handling of multi-threaded interruption or reloading of HotFolder and HotMailBox configurations.
- Fixed an issue with the SOLR indexing mechanism - disabling attachment indexing would cause incomplete indexing of other fields.

5.14. Designer Desk

- Added the ability to edit an HTML form field using a rich text editor - TinyMCE.
- Fixed an incorrect display of the Chart form field in the documentation generated from WEBCON BPS Designer Desk on the 4k monitor.
- Improved designing workflows in WEBCON BPS Designer Desk. When you drag a step to the design area, the step will fit into the grid lines.
- The display of descriptions on the item list in WEBCON BPS Designer Desk has been improved. Currently, the descriptions will be displayed in tooltips, and not under the list title as before.
- Fixed an error when creating a form based on the project generated and published in WEBCON BPS Designer Desk. The error caused the final step to appear on the form instead of the start step – it was related to the logic of the form. After the correction, the start step will be selected based on the step type instead of the sequence.
- Designer Desk documentation should now correctly include item lists.

5.15. REST API

- Fixed display of appropriate types in Swagger for individual API versions.
- Resolved an issue where new applications added via the admin panel whose type was "User context" would fail to save - this would occur if the "Authorized redirect URI" was not provided

WEBCON BPS 2022 R1

history of changes for version 2022.1.1.53

Before upgrading WEBCON BPS

- Make sure that WEBCON BPS licenses are up to date. It is recommended to refresh licenses before upgrading the system to avoid any unnecessary downtime.
- If the changelog contains a section titled “Changes to existing features”, please verify whether the changes will impact your implemented system in any way.

Changes to existing features

[General]

- Changes have been made to JSApp due to removing support for Internet Explorer.
- Extended the size of the *_CreatedBy and *_Updated by columns to 255 characters. This change affected the columns in the following tables:
 - Substitutions
SUB_CreatedBy
SUB_UpdatedBy
 - Automations
AUTM_CreatedBy
AUTM_UpdatedBy
 - AutomationParameters
AOTP_CreatedBy
AOTP_UpdatedBy

- HistoryImportDatas
IMPHD_CreatedBy
IMPHD_UpdatedBy
- HistoryImportEntities
IMPHE_CreatedBy
IMPHE_UpdatedBy

Bug fixes

[Portal]

- Fixed an issue that caused e-mails added as attachments to get added as text files (.txt) instead of Outlook Items (.msg). Dragging and dropping an e-mail from MS Outlook into the attachment area should now add an attachment in the correct format.
- Fixed a validation error when trying to set a substitution on your behalf. The error occurred if the "Superior for subordinates" option was unchecked in the substitutions configuration.

[Designer Studio]

- Optimized the save process. The improvement in efficiency should be noticeable with a large number of form fields.
- Fixed an error that occurred when trying to delete one of the previously cloned paths in the step configuration (the "Paths" tab).
- Fixed an issue with global rules that would sometimes prevent process documentation from being generated correctly.

[Form fields]

- Pasting into a 'Multiple lines of text' form field in rich mode should not carry over the background color from where the text was copied.

[Actions]

- Fixed an "Object reference not set to an instance of an object" error when invoking the "Invoke REST Web Service" action. The error appeared when trying to map the target field (form field).
- Fixed an error in the "Add a barcode" action. "Evaluation Error" was displayed in the generated PDF document instead of the barcode.

WEBCON BPS

history of changes for version 2022.1.1

Table of Contents

1. Before upgrading WEBCON BPS	4
2. Changes to existing features	5
2.1. MS Exchange.....	5
2.2. Change in the configuration method of the mass e-mail notifications.....	5
2.3. The ability to define substitutions per process and per business entity has been removed from the global configuration of substitutions.	5
2.4. Removal of typed data sources to support substitutions	6
2.5. The “Add a substitution” action	7
2.6. The “Remove a substitution” action.....	7
2.7. Changing the operation of date type filters.....	8
2.8. General	8
2.9. Actions	10
2.10. Plugins	11
2.11. WEBCON BPS Designer Desk	11
2.12. REST API	12
2.13. Designer Studio.....	12
3. New features	13
3.1. Automations	13
3.1.1. General overview	13
3.1.2. Interface and configuration	15
3.1.3. Error handling	20
3.2. Adding a new report view - Calendar	21
3.3. New mass e-mail notifications	24
3.4. Substitutions management in WEBCON BPS Portal	29
3.5. The ability to choose the substitution type	31
3.6. New columns in substitution reports	33
3.7. Substitutions on behalf	33
3.8. Coloring the entire row of a report	36
3.9. Adding new colors to the theme configuration.....	37
3.10. Cloning a view in the report configuration	39
3.11. Extending the configuration of start buttons from the report level.....	40
3.12. New filters in reports.....	41
3.13. New text editor in the “Multiple lines of text” form field.....	42
3.14. Changing the choice fields appearance	43
3.15. The possibility of sending large attachments has been added	43
3.16. The behavior of the tool bar in the form in WEBCON BPS Portal has been changed	45
3.17. The ability to embed Microsoft Graph Toolkit components in WEBCON BPS Portal	46
3.18. User profile	47
3.19. Diagram view availability – improvements.....	48
3.20. Setting the sort option other than in the data source	48
3.21. Extension of the HTML form field configuration	50

3.22. A new option in the configuration of the item list appearance	51
3.23. Styles for the entire column of item lists.....	51
3.24. Actions of generating documents – the ability to select a template	52
3.25. Navigating the form using the keyboard	53
3.26. User photo synchronization from Azure Active Directory	55
3.27. Save progress window in WEBCON BPS Designer Studio	56
3.28. Additional configuration on a path in WEBCON BPS Designer Desk.....	57
3.29. WEBCON BPS Designer Desk documentation - descriptions have been added ..	57
3.30. New WEBCON BPS Designer Desk documentation template	58
3.31. OAuth2 authentication in the context of a user and application in REST API.....	58
3.32. REST API	61
3.33. Business rules	61
3.34. General	61
4. Bug fixes.....	63

1. Before upgrading WEBCON BPS

1. Make sure that WEBCON BPS licenses are up to date. It is recommended to refresh licenses before upgrading the system to avoid any unnecessary downtime.
2. Please verify whether the changes listed in chapter 2 “Changes to existing features” will impact your implemented system in any way.
3. This update changes the SOLR search database structure. During the update, it will be necessary to provide the SOLR database admin's password - in order to update the database and correctly complete the update process.
4. Changes introduced in this version will break the compatibility of the Export-Import mechanism. Exported process packages created in versions 2021.1.4.x and older cannot be imported to the newest system version. In order for an import to be possible, update the environment to the newest version and export the processes again.
5. As stated in the 2022 Roadmap, WEBCON BPS 2022 will no longer support Internet Explorer. Users will no longer be able to browse Portal through an IE browser. Additionally, users that wish to use the Outlook Add-In will be required to update to Outlook 2022, because the WebView of Outlook 2021 is based on IE.
6. Upon implementing WEBCON BPS 2022 version, it is not possible to install or update a system operating in "SharePoint Modern" mode in the SharePoint 2013 environment.
7. Upon implementing WEBCON BPS 2022 version, it is not possible to install or update a system operating in "SharePoint Classic" mode. That is, it is not possible to use the "Classic" form and the Classic Web Part (e.g. SWE, SWC). There is no direct upgrade path for the system operating in the "SharePoint Classic" mode to the WEBCON BPS 2022 version. To switch to the WEBCON BPS 2022 version, please contact the manufacturer's support service to determine the optimal migration scenario. Information on possible scenarios is available at <https://community.webcon.com>.

2. Changes to existing features

2.1. MS Exchange

Support for the MS Exchange platform versions older than 2013 has ended. A prerequisite has been added that blocks the ability to upgrade to version 2022 if the system uses the older version of Exchange. The prerequisite allows you to migrate the configuration to version 2013 in the case of the following functionalities: HotMailBox, MailApproval, and actions using connections to MS Exchange.

2.2. Change in the configuration method of the mass e-mail notifications

In light of the expansion of the functionality of mass e-mail notifications, their configuration will no longer be available from the process configuration level in WEBCON BPS Designer Studio. It will be transferred to the **Global parameters** tab.

During the system update, notification definitions will be created, taking into account the original rules defining to whom not to send notifications.

After updating the system, the layout and contents of the masse-mail notification will change - the notification details will contain the information (form field values) specified in the "Compact view" configuration of each process.

2.3. The ability to define substitutions per process and per business entity has been removed from the global configuration of substitutions.

A user will be able to select applications (and processes) and business entities when adding a substitution in WEBCON BPS Portal.

SU

Substitutions

Replaced person:* ✕

Substitute:* ✕

Start date:* 📅

End date:* 📅

Substitution type: ▼

In business entity: ▼

In application: ▼

☰ Select all
☰ Deselect all

Active ⤴

Cost approval ▼

Test application ▼

Customer service ▼

2.4. Removal of typed data sources to support substitutions

From version 2022, data sources based on the “Substitutions” template are no longer supported and cannot be used to configure substitutions.

Instead, REST API was provided to handle substitutions by an external system.

Substitutions

Substitutions enabled

Time mode: 📘

🔄 Update tasks for substitutes 📘

During the update, the use of the “Substitutions” data source will be checked. The migration process will not be stopped, but after its completion – substitutions will be disabled if it was configured to use a “Substitutions” data source type. The source will be converted to a standard source.

2.5. The “Add a substitution” action

The actions of adding a substitution have been expanded with the ability to define the type of substitution (“Substitution in tasks” and “Work on behalf of another user”) and selection of applications and processes in which the substitution will be carried out.

The instance identifier in which the “Add a substitution” action was triggered is saved in the table storing the created substitutions. This is a significant change because so far, a substitution ID has been saved in the defined form field.

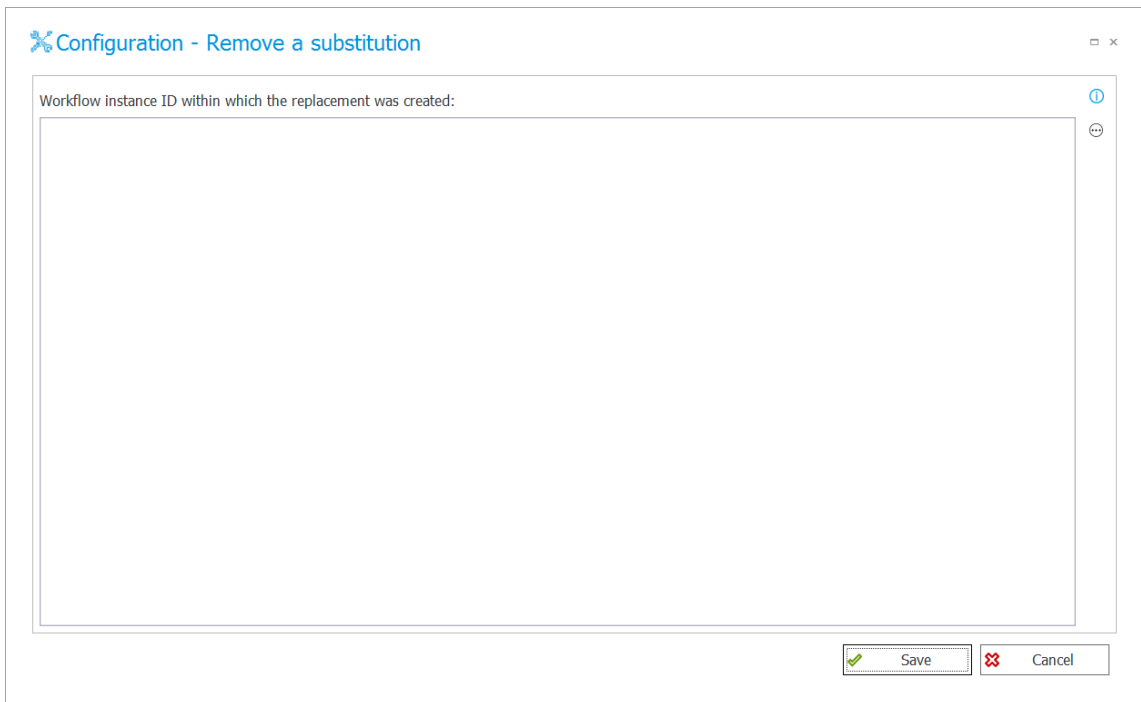
Previously configured actions will stop working and will have to be corrected manually.

During the update, a prerequisite will appear that checks if there are any configured actions of adding a substitution with the active “Save substitution definition ID” option. If so, the user will see a message informing that these actions need to be manually reconfigured to work properly.

2.6. The “Remove a substitution” action

The operation of the “Remove a substitution” action has been changed. Currently, to remove a substitution you have to create a business rule that returns the ID of the instance in which the substitution you want to remove has been created.

The action of removing a substitution allows to delete only those substitutions that were created with the "Add a substitution" action.



Previously configured actions will stop working and will have to be corrected manually.

During the update, a prerequisite will appear that checks if there are any configured actions of removing a substitution. If so, the user will see a message informing that these actions need to be manually reconfigured to work properly.

2.7. Changing the operation of date type filters

The operation of date filters has been changed. For the "This week" and "Last week" filters, the beginning of the week depends on the language culture (interface language) set for the application (e.g. Poland – Monday, the USA – Sunday). Displaying dates have also been changed to include the user's time zone.

The operation of filters and the display of dates have been standardized between SOLR and SQL reports modes.

2.8. General

- Changed the database in which information on substitutions in WEBCON BPS Portal was stored. Information about substitutions has been moved from the "WFCovers" table in the content database to the "Substitutions" table in the configuration database. **The WFCovers table has been dropped.** If the

“WFCovers” table was used in SQL queries, appropriate configuration changes should be made to include the “Substitutions” table in the query.

- From the WEBCON BPS 2022 version, it is not possible to install and update the system running with the SQL Server version lower than 2014.
- Changing the color theme and the language of the WEBCON BPS Portal interface will now be possible from the User profile level.
- In the system installer, the waiting time for starting the installed SOLR service has been extended up to 180 seconds.
- The SOLR engine was upgraded to version 8.11.1.
- Winnovative component version responsible for generating PDF documents has been updated. The update may cause slight differences in the appearance of PDF files comparing to the appearance of files generated in previous versions of the system.
- The user installing WEBCON BPS will now always be added to the BPS user list regardless of any user synchronization configuration. This will allow the administrator to access Designer Studio without having to wait for any scheduled user synchronization.
- In the system installer, the verification of the availability of the Visual C ++ Redistributable Packages for Visual Studio 2013 component has been added. The component is required for correct operation of the barcode reading functionality and should be available on the server where WEBCON BPS Workflow Service has been installed.
- In the new version of WEBCON BPS Designer Studio, the synchronization of SharePoint users has been disabled.
- Settings in IIS during portal installation have been changed. A list of file types that can be HTTP compressed on the server has been added.
- The order of displaying icons in the “Task” system column, e.g. when using the flag icon, has been changed. In this case, the “person” icon will always be displayed on the right side, and the flag icon – on the left.
- The operation of additional filters in reports has been changed. Values will be compared based on the ID/login, not on the displayed names as before. The changes concern columns related to the picker fields and system columns “person” type.

- The colors of the task counters displayed on the WEBCON BPS Portal home page and in application tiles have been unified.
- The default number of lines in the substitute list has been increased up to 20.
- The maximum number of results in the "substitute/substituted person" choice field has been changed from 20 to 50.
- The behavior of the "Floating-point number" type of columns on the item list in SDK has been changed. The values will be automatically rounded up to the number of decimal places defined in the form field configuration - as for standard "Floating-point number" form fields.
- SOLR - the service will remove activities older than 6 or 12 months once a day. The aim is to prevent the Activities index from becoming bloated. ActivityType between 1-5 will be removed after 12 months: StartElem_PathTransition (1), MoveElem_PathTransition (2), FinishElem_PathTransition (3), EditSaveElem (4), MarkTaskAsRead (5). ActivityType between 100-106 will be removed after 6 months: OpenApp (100), OpenReport (101), OpenView (102), OpenDashboard (103), OpenElement (104), OpenMyTask (105), OpenStart (106).
- Changed the SOLR behavior - change of the global privileges ("Business administrators" and "Workflow data read-only access") does not require re-indexing the element to make it available to the user in SOLR search results.
- Changed the default installation path from C:\Program Files (x86) to C:\Program Files for the following components: WEBCON BPS Designer Studio, WEBCON BPS Portal, Workflow Service.
- A change has been made to the method of prompting the website account when installing additional WEBCON BPS Workflow Service on application servers. Currently, the WEBCON BPS system installer includes the configuration saved in the database, prompting the account parameters on this basis.

2.9. Actions

- In the case of automations executed "on timeout", the execution time limit will apply to the entire automation (all actions). In previous versions of the system, the limit for actions executed by WEBCON BPS Workflow Service applied to each action separately.

- During the update to the latest system version, the “Send a custom e-mail” action will be moved to the end of the automation. It will not change the previous operation of the entire sequence of action execution (actions of sending e-mails were executed at the end of the transaction). The purpose of the modification is to better represent the actual behavior of the system. From version 2022, the “Send a custom e-mail” action with the “Send immediately” option set – will result in sending an e-mail exactly when the action is triggered.
- Support for the following actions has been ended:
 - Choose path (list)
 - Choose path (SQL)
 - Clear synchronization
 - Add AdHoc task
 - Cancel tasks
 - Execute tasks
 - Add subtask
 - Cancel subtasks
 - Execute subtasks
 - Remind of tasks update
 - Remind of subtasks update

During the update, a prerequisite will appear to check if any of the above actions are defined. If so, the user will see a message about the need to change the configuration so that further update is possible.

2.10. Plugins

- SDK Project templates have been updated to Visual Studio 2022 and Standard 2.0. The sample manifest has been cleaned up. Due to SharePoint Classic installations of WEBCON BPS being discontinued, SharePoint projects will no longer be published, and the logic part of form field customizations has been removed - More information about this will be published in a separate SDK Migration document.

2.11. WEBCON BPS Designer Desk

- In order to prevent creating numerous separate workflows in the WEBCON BPS Designer Desk, the functionality of the "start" step tile has been changed. After dragging the start step tile into the working area, it will disappear from the choice menu.

2.12. REST API

- For all REST API methods, custom headers defined in WEBCON BPS Designer Studio will be added - in the System settings -> Global parameters -> Custom response headers.
- The useunsafeheaderparsing flag in the REST action has been removed. A detailed description of this function can be found at: <https://docs.microsoft.com/en-us/dotnet/api/system.net.configuration.httpwebrequestelement.useunsafeheaderparsing?view=netframework-4.8>.

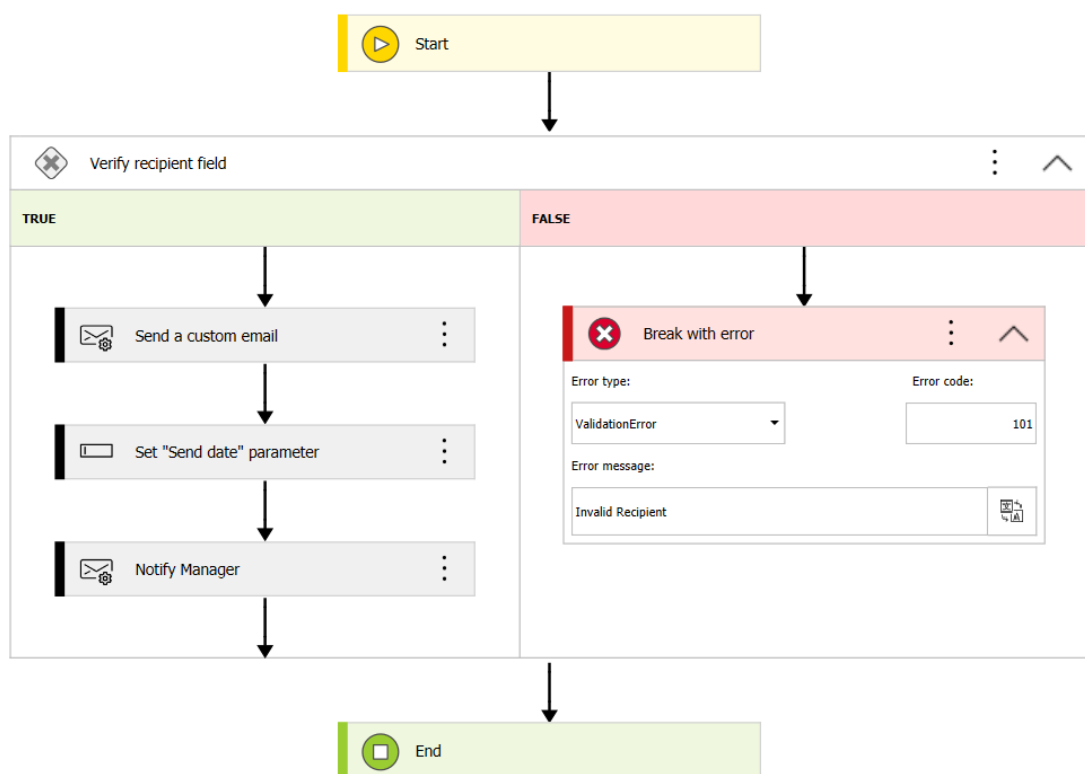
2.13. Designer Studio

- From version 2022, the default operation mode is Web Service communication mode. To start WEBCON BPS Designer Studio in the mode of direct connection to the database – enter SQL as a parameter.
- Changed the name of the “Read-only” privilege on “Access to the Application” in the “User privileges” tab in WEBCON BPS Designer Studio.
- Web Service communication mode - the way of handling error exceptions in the system has been changed. Previously, WEBCON BPS users were displayed the "Failed with unknown exception" message when encountering an unexpected error. Currently, the message will contain the text of the error and its GUID which will make it easier to find the error in the system.

3. New features

3.1. Automations

Automations are a feature added in WEBCON BPS 2022 to add an additional dimension to our actions mechanism, and to make it easier to configure and manage groups of actions. While the concept of actions types, action triggers, and execution conditions will remain exactly the same, the addition of automations will allow WEBCON BPS to handle scenarios that required workarounds in the past.



3.1.1. General overview

Where are they?

Automations can be found as an intermediary node between action triggers and actions – an automation encompasses all actions defined on a trigger. Similarly to how processes were packaged into applications in version 2019, now all actions on a trigger will be packaged into an automation. Each automation is divided into a **General** and **Error handling** tab.

What are they?

The purpose of automations is to help power users that implement actions in three major ways:

Better visual representation and handling of large numbers of actions – in a way, automations fill the role of an *action group* feature that has been requested for years.

The visual flow designer of automations (which is similar to the workflow designer) will help keep large batches of actions organized.

Conditions within automations can be used to either supplement or replace existing execution conditions – similarly to a Flow Control step, they can direct automations to carry out different sets of actions depending on some condition. In earlier versions, the execution conditions did the heavy lifting in terms of determining which actions should be executed – now they can share the burden with automation definitions.

Robust error handling – if something went wrong when executing a large stack of actions, rolling back the effects inside the WEBCON BPS system was never a problem, since everything related to the system is found in the SQL database on which the system is installed. Problems started when actions in a transaction affected external systems, rolling back those changes required creative solutions.

In each automation, there is the option to configure the **Error handling** tab, this is a separate automation flow that will trigger if the main automation in the **General** tab encounters an error. Each action in an automation can be assigned an **Error code** which can then be referenced in Error handling (e.g. using automation or action execution conditions) – so that the system can distinguish between different types of errors and respond accordingly. It is also possible to end the main automation flow prematurely (with an appropriate error message and error code) if the defined conditions are not met.

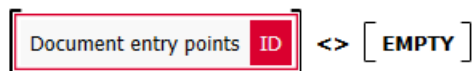
Local parameters and additional context variables – many action implementations relied on technical fields, whose purpose was to store or ‘hold on’ to a value that can then be recycled into other actions. While technical fields can still be used for actions, automations offer an alternative: **Local parameters**. These parameters can be set just like technical fields (e.g. Change value of a single field action) and can be referenced through the automation editor. They store values (Text, Decimal, Boolean, Date, User list) for use within the automation. These parameters are cleared after the automation finishes executing, essentially functioning as temporary technical fields.

Additionally, the automation editor comes with a branch of context variables

related to automations: Last operation status, Error code, Error message, Total duration etc. that can be used to further customize automation and execution conditions.

What will change in my system after the update?

- Any trigger that has actions defined on it will have a new automation named after the trigger (i.e. “on entry”, cycle name, path name) created for it, and all defined actions are added to that automation.
- **Attachments menu actions are the exception**, these will remain unchanged and actions on this trigger will not be migrated into automations.
- The **WTimeoutActions** table will be deleted from the database. It is no longer needed since each timeout will now be associated with an automation.
- **Menu buttons** that have a **Printout a barcode label** action defined on them will have an additional business rule added to their visibility condition: one that states that the button will only be visible if the **Document entry point ID** is different than **EMPTY**. This is so that such buttons are only visible on machines that are document entry points.
 - If the menu button did not have any visibility condition defined previously, then this comparison is simply added as the new visibility condition
 - If the menu button did have a visibility condition defined previously, then this comparison is added onto it using an **AND** logic operation.



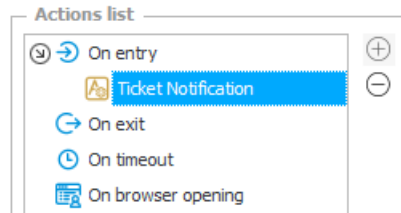
3.1.2. Interface and configuration

Automations are found in the same place that actions were and still are found – in the **Actions** tab of the step edit window. Each action trigger on each step may have one automation, but the configuration within this automation is pretty extensive.

Creation

It is no longer possible to add actions directly to triggers, an automation is created on the trigger instead and add actions are added to that automation. Existing actions added in previous versions will be placed within an automation on the same trigger on which they were configured.

Once an automation is added to a trigger, it is possible to give it a **Name** and **Description**, each automation will also have two **Definitions** – one in the **General** tab and one in **Error handling**.

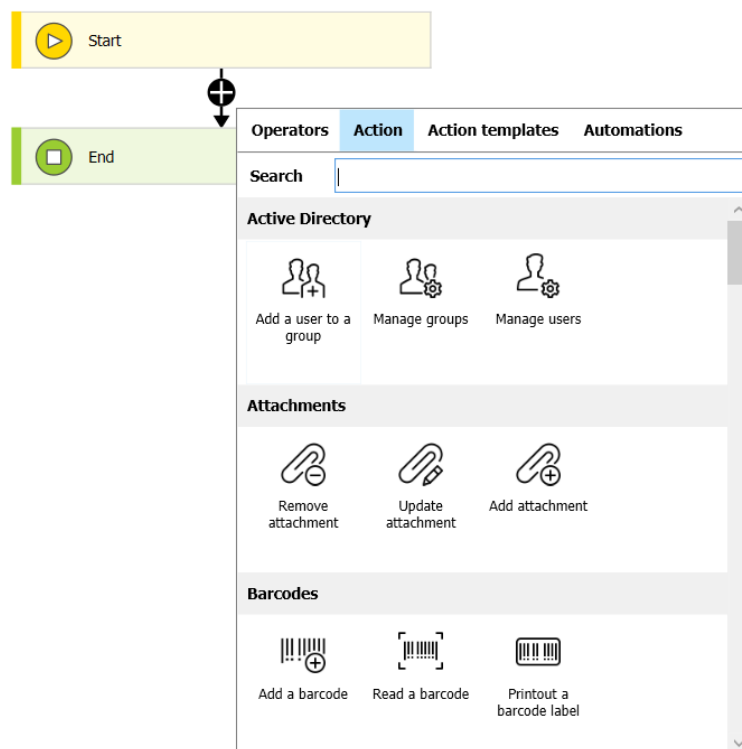


An automation named Ticket Notification created on an On entry trigger

NOTE: As with action templates, it is possible to create automation templates in the Configuration node of process – such automations can then be freely reused throughout the process by nesting them within automations on triggers.

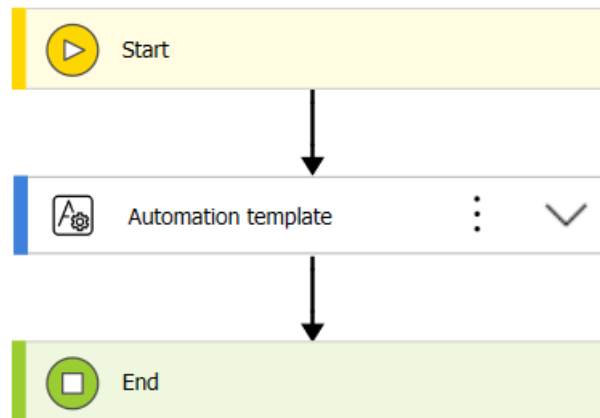
Definition

The **Definition** box is the main work area where the automation is designed. The main structure of the automation is similar to that of a vertical workflow diagram. It has a **Start** and **End** block (comparable to a workflow step) that **cannot be deleted**. The automation is configured by adding new blocks from the automation menu – this is done by clicking the **+** sign on the “paths” connecting the blocks.



From this menu, the following types of blocks can be add to the automation:

- **Automations** – as mentioned above, automation templates created in the process can be nested within automations on triggers.



- **Actions and Action templates** – the bread and butter of each automation, actions will be executed starting from the top and going down (just like on the old action list) until the automation encounters an **End** or **Break with error** block. As was the case in previous versions, not every action can be used on every trigger, so automations created on different triggers will have access to different pools of actions.
- **Operators** – contains the **Condition** block that can create branching paths for the automation. Each condition is defined as a Boolean business rule that directs the automation down one of two paths. It is possible to nest conditions within conditions to create even more branching paths. Within a condition block, two new operators: **End** and **Break with error** can be used to end the automation prematurely. The later will simulate a real error – all events of an automation will be rolled back and the **Error handling** automation flow will be launched. On the **Break with error** block it is possible to define a message and error code which can later be used to customize the **Error handling** flow.

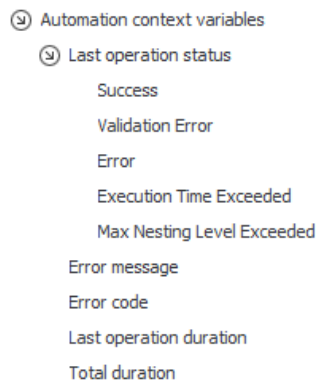


Suggested values

As with similar editors in Designer Studio, a menu of variables will be available on the right containing various context variables, system fields, and database objects that can be used to build **Conditions**.

There are two noteworthy features here; **variables** and **parameters**.

- Automation context variables** – information regarding the execution statistics of the current automation can be accessed through variables here. Notably, the **Error code** can be used in the **Error handling** flow to build a robust failsafe plan that responds accordingly to different scenarios.



- Parameters** – these differ significantly from *Business/Form rule* parameters. Local parameters should be treated as temporary technical fields that can hold onto a value until the end of the automation. They can be set using e.g. *Change value of a single field* actions. Additionally, automation templates created on the process configuration node can also use **Input** and **Output** parameters which do function similarly to *Business/Form rule* parameters.
- Actions will be able to access these parameters as variables and insert them into their configuration. Certain action types will also be able to set Output parameters that can then be recycled into the configurations. These actions include:

Action Type	Output
Verify attachment's signature	Verification result saved to chosen fields
Read a barcode	The result sets one chosen field
Start sub-workflow	Copy ID of sub-workflow to a field
Read data from an Excel file	Copy results to fields
Add a substitution	Substitution ID saved to a field
Remove a substitution	Select field storing Substitution ID
Exchange Event	Save event ID to field
Exchange Task	Save task ID to field
REST and SOAP invocation	Save results to fields chosen from a list
Change value of a single field	Choose a form field to set
Change value of multiple fields	Table with form fields to set
Create list	Save list address to a selected field
Create site	Save site address to a selected field
Add a new list element	Save added element ID to a selected field

Action configuration

Actions are still configured in largely the same way, the only thing that changed is where this configuration is found.

Clicking on the three dots of an action block (or right-clicking the block) opens the context menu which allows to change the actions name (*F2*), change its properties (*CTRL+E*), or configuration (*ENTER*).

Edit name	F2
Properties	Ctrl+E
Configuration	Enter
Delete	Delete

The *Configuration* which is tied to the actions type remains the same as in previous versions

The *Properties* now contain the *Action settings* of an action, and remain largely unchanged. The main difference is the addition of **Error message** and **Error code** which can then be used to handle different error scenarios via **Error handling**.

The screenshot shows a 'Configure action' dialog box with the following fields and options:

- Action settings:**
 - ID: 412
 - Active
 - Name: Send a custom email
 - Documentation: (empty text area)
 - Action type: Send a custom email
 - Template: <None>
 - Plugin (SDK): ?
 - Execution condition: (empty text area)
- Runtime error handling:**
 - Error message: Oh no
 - Error code: 101
- Configuration:**
 - Log execution

Buttons: Configure, OK

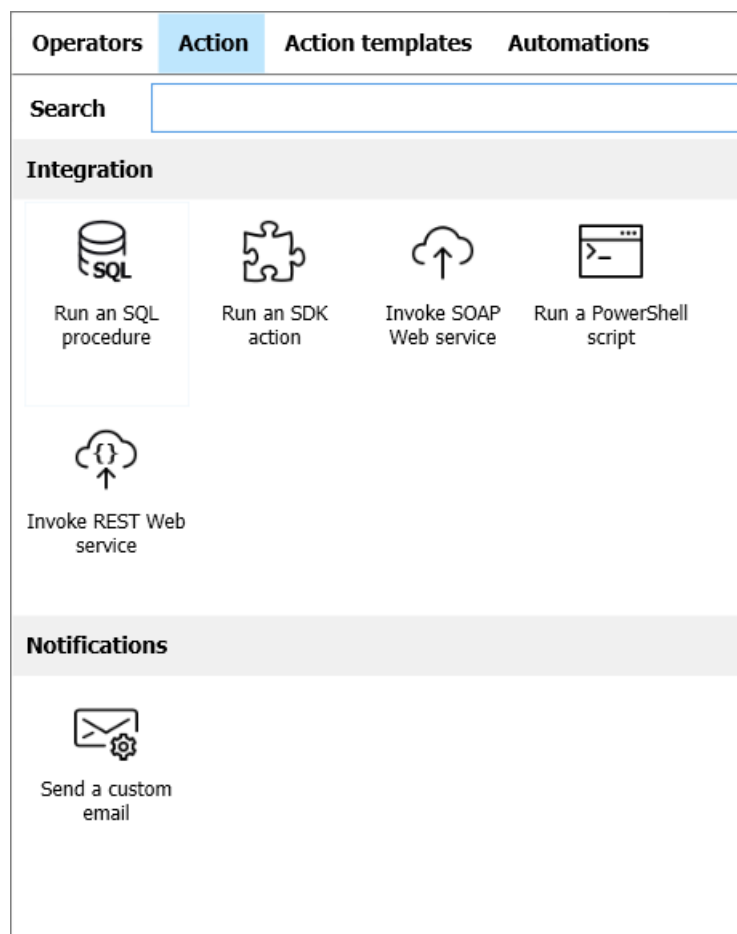
3.1.3. Error handling

The second tab is used to configure the **Error handling** flow. The Error handling flow is launched on three occasions:

- An error occurs while attempting to execute an action from the **General** flow
- The **General** flow reaches a **Break with error** block
- The time allotted for the automation in the bottom right corner of its configuration is exceeded, causing an **Execution time exceeded** error

In all cases, the actions from the **General** flow are rolled back and the **Error handling** flow is engaged.

The purpose of this tab is to create a contingency plan that will help the system roll back changes to external systems. To this end, the actions available in this tab are limited compared to the **General** tab, regardless of trigger.



Available actions in the Error handling flow

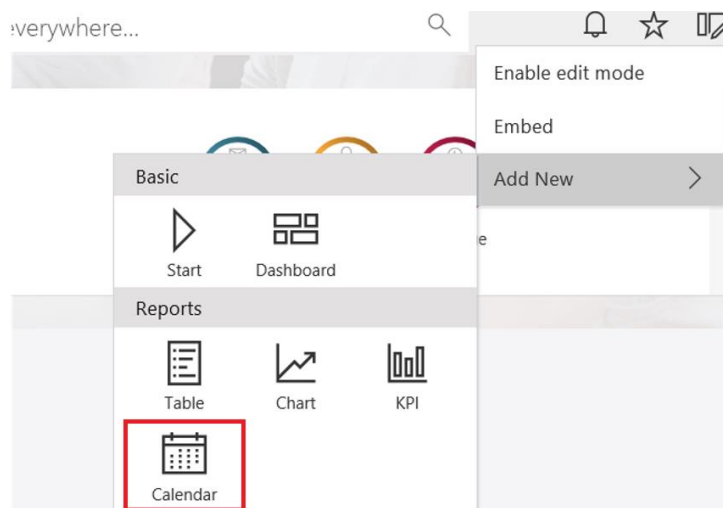
The flow can make use of **Conditions** to handle different scenarios, and **Error codes** configured in the action's *Properties* and **Break with error** blocks can be used to customize and direct the flow.

While the **Error handling** flow cannot use its own **Break with error** blocks, it does have access to a **Set error message** block that can be used to override and customize the original message of the error that launched the flow in the first place.

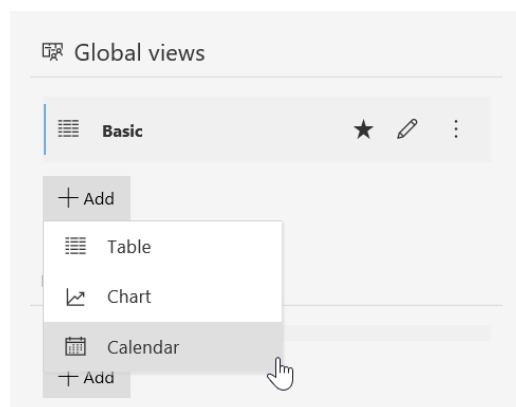
3.2. Adding a new report view - Calendar

A new “Calendar” view has been added to report views. It enables displaying WEBCON BPS instances as calendar events in the perspective of a month, week, day, or agenda. The new view is configurable both as a global and private view.

The calendar can be added from the main menu – the “Add new” option,



or from the report configuration level – the “Views” tab



Event configuration

The view displays WEBCON BPS instances as calendar events. This is done by mapping form fields or calculated columns selected in the view configuration (configured in the “Columns” tab) to the event properties such as title, date from, date to, description, location, and people.

In the “Color” field, you can choose the color of an event displayed in the calendar. The available options are Main report color, Alternate report color, Application color, Custom color, and Dynamic.

When configuring, the preview of a sample event will be displayed on the right.

Event configuration

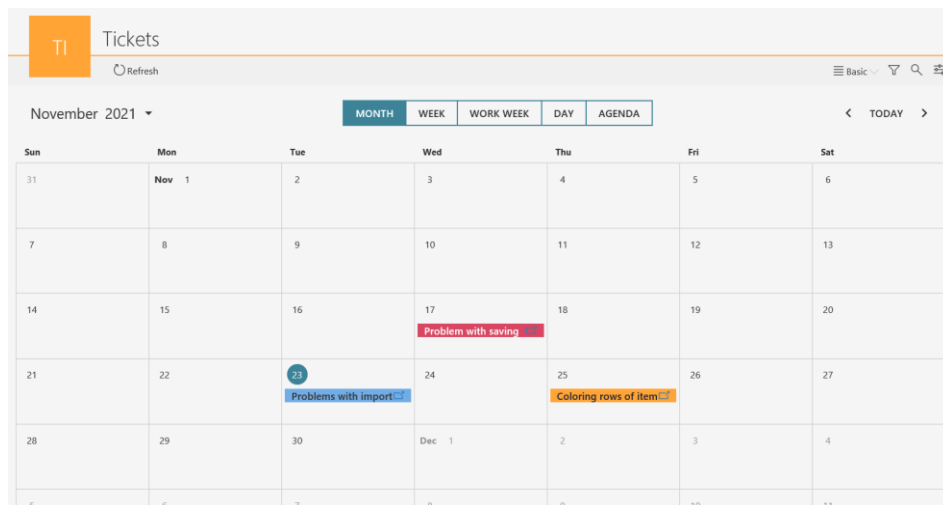
Default View:	Month ▼	
Title:*	Title ▼	
Date from:*	Date of registration ▼	
Date to:*	Date of registration ▼	
Description:	<Choose> ▼	
Location:	<Choose> ▼	
People:	<Choose> ▼	
Color:	Dynamic ▼	

Column	Operator	Value
Priority ▼	Contains ▼	High
Background ■	Font □	⬆ ⬇ 🗑

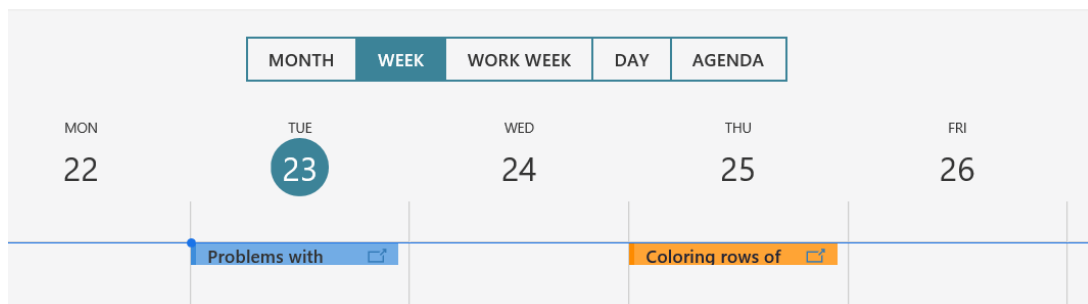
+ Add condition

Event title
 11/23/2021 9:01 AM - 11/23/2021 10:01 AM

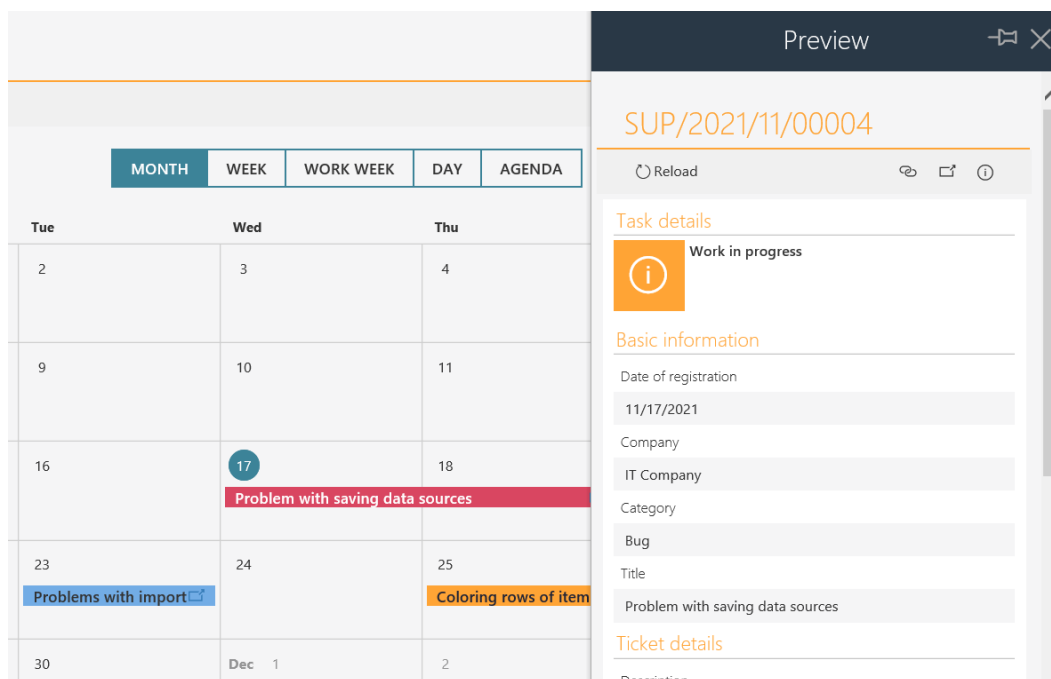
A sample calendar view:



A user can switch between individual views – month, week, work week, day, agenda.



Clicking on the event tile will preview the instance in the side panel.



3.3. New mass e-mail notifications

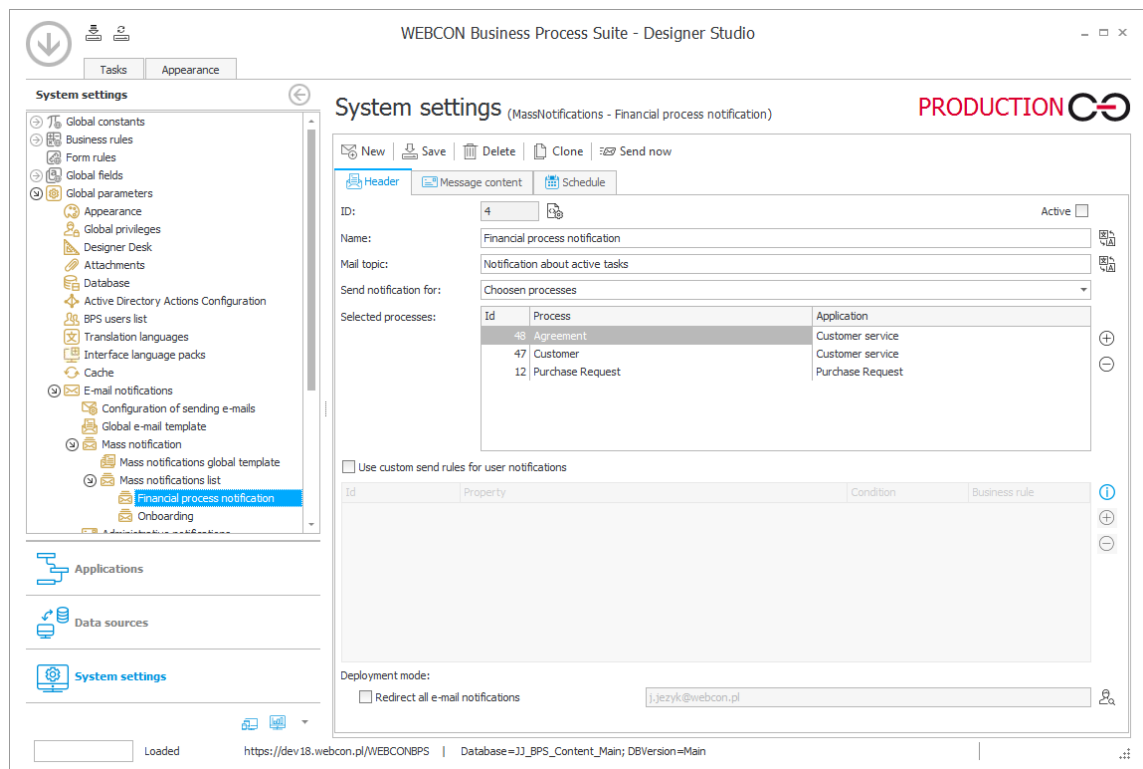
The existing functionality of mass e-mail notifications has been replaced by a new and revamped mass notifications feature.

Mass notifications are e-mail notifications sent to system users. They contain collective information about active tasks that the user has to perform in individual application processes.

New mass e-mail notifications introduce new configuration options, unavailable in the previous versions of the system.

Configuration

New e-mail notifications can be set in WEBCON BPS Designer Studio in **System parameters** -> **Global parameters** -> **E-mail notifications** -> **Mass notifications**.



It is possible to create multiple mass notifications for different groups of processes. Configuration allows to select specific processes for which a common task summary will be sent. At this point, it is also possible to use the **All** option that is used for sending a notification for all processes in which the user has active tasks.



Possibility of creating a mass e-mail notification for a specific situation

The **Use custom send rules for user notifications** option allows for defining complex conditions determining circumstances of sending notifications.

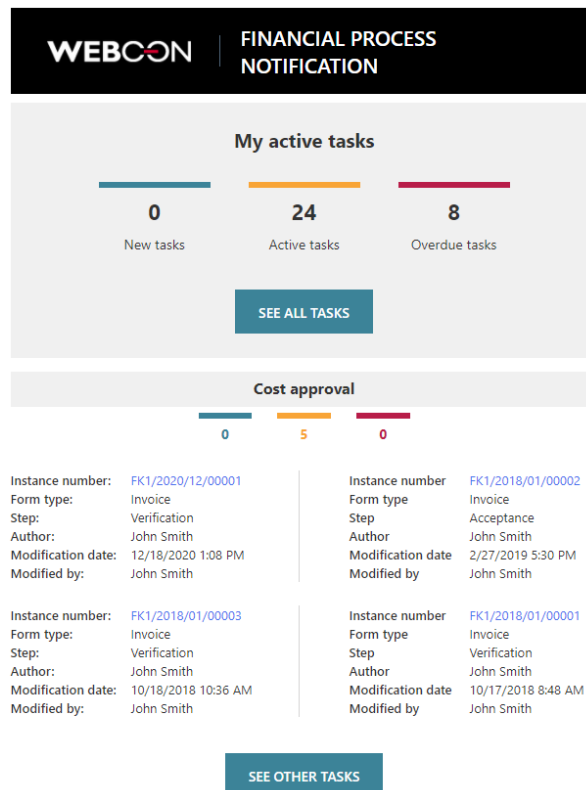
By using the "+" button, the administrator can select the appropriate rule for sending the notification and in the "condition" table specify the criteria for sending it. In other words, the administrator can define whether the notification will be sent, e.g. for new, active or overdue tasks.



Each defined notification is sent independently. That is to say, one e-mail will be sent for the process group specified in the notification settings, other e-mail will be sent for a different group of processes specified in the another mass notification settings.

Editing the mass e-mail notification template

Along with the system, there is a built-in "Modern" template for mass e-mail notifications that displays information on active tasks of selected processes.



The template layout can be changed to some extent and can be adapted to the user's specific needs.

The template consists of predefined sections filled with content when a specific e-mail message is generated.

[| Header |]

A message header consists of a logo (downloaded from the default WEBCON BPS Portal theme) and a message name.

[| TotalCounters |]

This section contains a counter of all tasks in the system with the possibility of switching to the WEBCON BPS Portal task view.

[| TaskDetailsTiles:4 |]

The section holds details of specific tasks in the processes for which notifications have been configured. The number given when defining this section determines the maximum number of tasks sent in the notification. The notification holds the latest tasks. This section also contains information about the process name and process task counters.

[| TaskDetailsTable:4 |]

[| TaskDetailsTiles:4 |] section represents the tile view of task details. When **[| TaskDetailsTable:4 |]** shows tasks in a table. Also in this case one may define the maximum number of tasks to be sent in the notification. The information about the process name and process task counters is analogical as in [| TaskDetailsTiles:4 |].

[| CompanyLogo |]

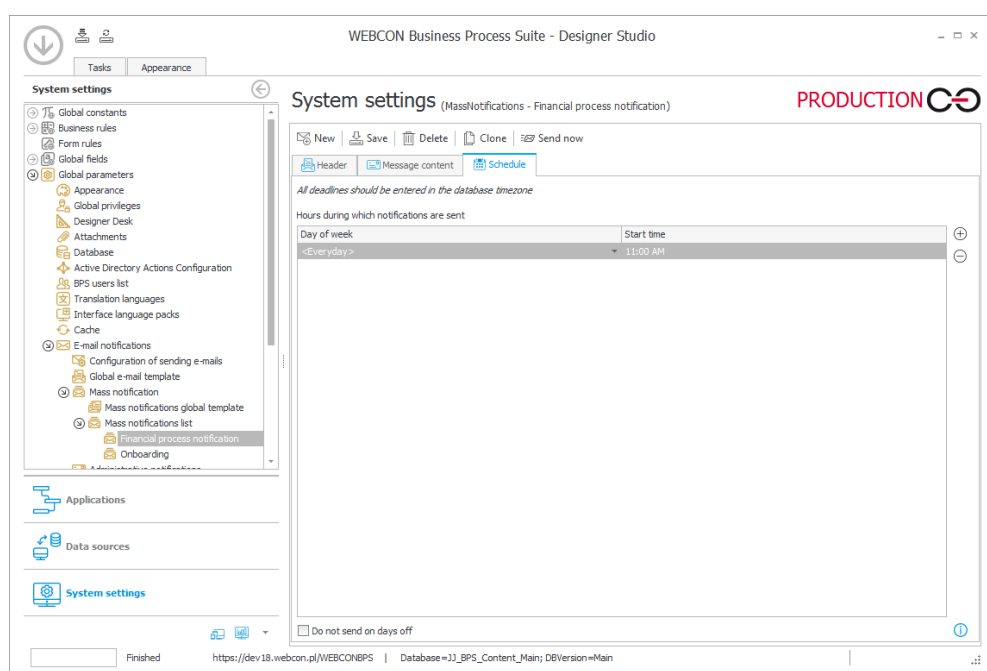
It is a variable that represents a company logo configured in the default WEBCON BPS Portal theme. The company logo is a part of the [| Header |] section but it can be set in the notification independently when editing the template.

The template can be edited in a basic or advanced mode (HTML template editing). When editing in the advanced mode, the user who carries out the configuration has full control over the content and layout of the notification.

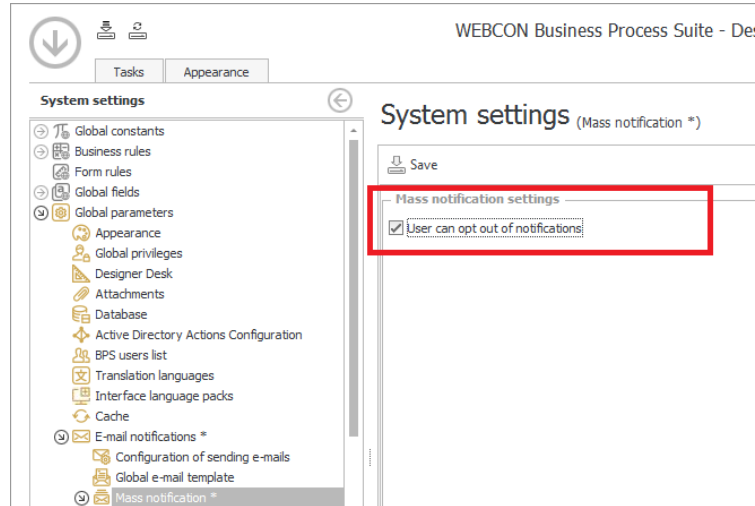
Options of sending and receiving mass e-mail notifications

By configuring the **Schedule** function, the administrator can specify precisely the day and time of sending the notification and its frequency.

By using the **Do not send on days off** option, with the support of the WEBCON BPS working day calendar configuration, the administrator can schedule the mass e-mail notifications to not be delivered on non-working days.



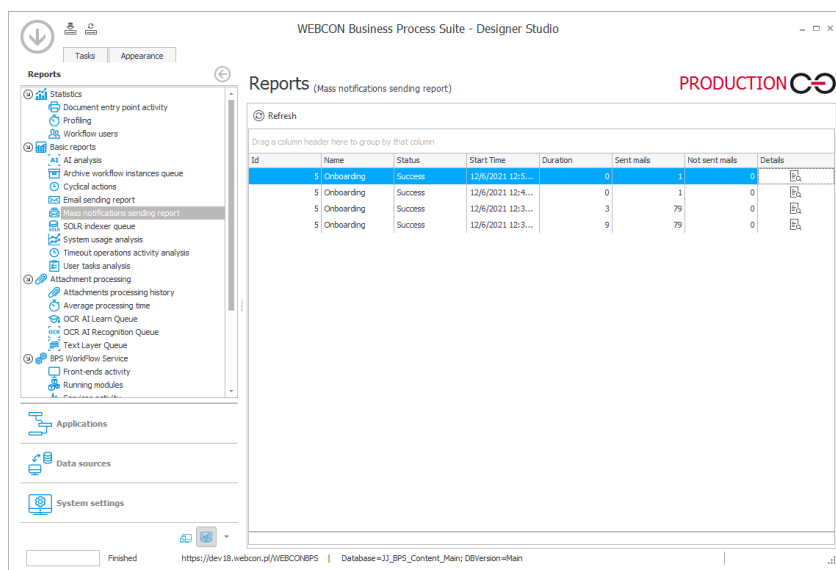
The administrator has also the option to determine whether users will be able to opt out from mass e-mail notifications. Such option is available in the global notification settings.



Each user will have control over the received mass e-mail notifications available in his WEBCON BPS Portal user profile. By using the **I want to receive collective notifications about my tasks** option, the user can activate or deactivate e-mail notifications to their e-mail inbox.

Notification report

In the tab **Reports** -> **Basic reports** -> **Mass notification sending report**, a report presenting information on sent notifications has been added. The “Details” column of this report provides additional diagnostic information about the time taken to prepare the data for sending and the number of e-mail notifications sent.



3.4. Substitutions management in WEBCON BPS Portal

New configuration options have been added to manage substitutions in WEBCON BPS Portal. It is possible to define a list of users who can create a substitution in the system.

Possible subordinates in defining substitution by a user

A user substitution refers to the case where a standard system user creates a substitute for them.

The ability to define (configure) the list of alternates has been introduced when defining a substitution by a user. A new "Substitute list" parameter has been added with two options:

- **Any user** – any user can become a substitute (excluding a person creating the substitution)
- **Team members** - a member of the team to which the person who creates the substitution belongs can become a substitute. If this option is selected, the list of substitutes will include:
 - direct subordinates of the substituted person
 - a direct superior of the substituted person
 - direct subordinates of the substituted person's superior

Creating a substitution by a substitution administrator

The configuration of creating a substitution for another person has been extended. New options have been added to the "Setting substitution for other users" parameter:

- **System administrators for anyone** – the ability to create substitutions for anyone
- **Superior for subordinates** – the ability to create substitutions only for your subordinates
- **Specified users for anyone** – a list of users (you can also select a group) who can create substitutions for anyone. They will be called **Substitution administrators**.

Setting substitution for other users:

System administrators for anyone:

Superior for subordinates:

Specified users for anyone:

John Smith

+ Add

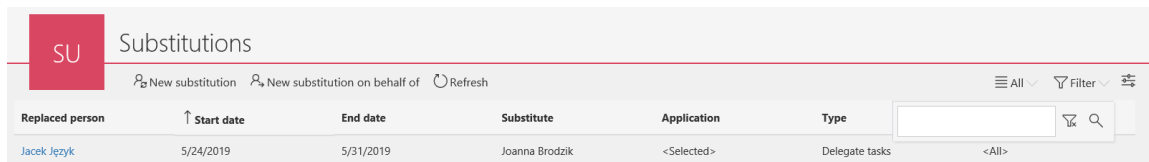
The **System administrator** and **substitution administrator** can add a substitution for a non-existent user. The option allows you to enable work (e.g. end tasks) in a situation when a given person is not available on the BPS users list (they have changed their job and are not active in Active Directory).

After entering the mode of adding any user, the system allows you to add any user login and create a substitution for them). The list of available users depends on the privileges of the user creating the substitution and the configuration.

Replaced person: Dominika Stelmach

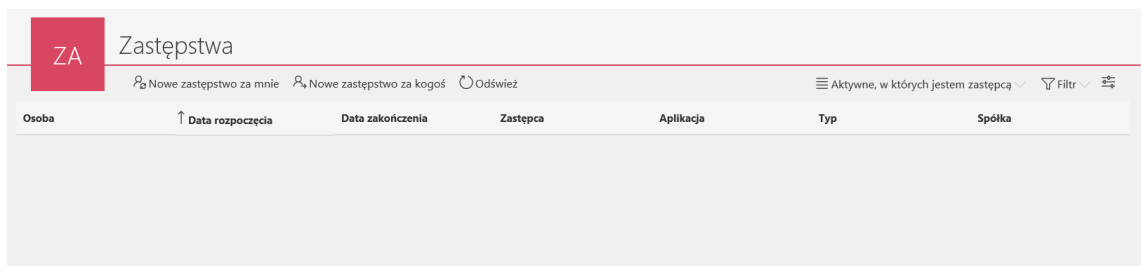
Substitute:* webcon\login

The option to filter data on substitution reports has also been extended. The filter is available for all report views. After entering text in the search field, instances that contain the entered phrase will be returned – search in the **Person** and **Substitute** columns.



A new view has been added to the substitution report – **Active in which I substitute**. The view presents all active substitutions in which the user is a substitute.

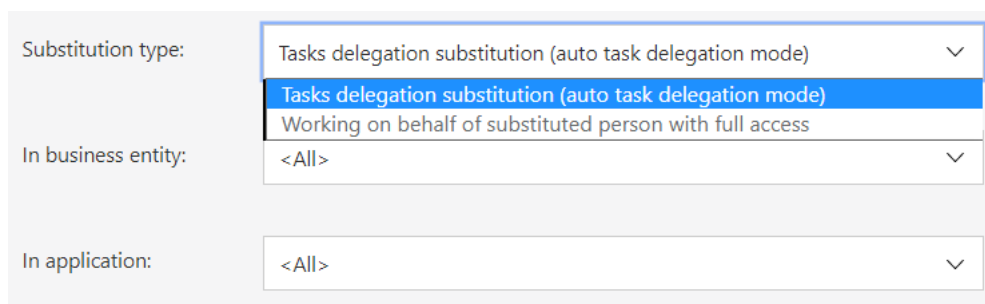
The report contains information about the substituted user, substitute, start and end substitutions date, substitution type, and application. Only the System administrator and Substitution administrator can edit a substitution in this view.



3.5. The ability to choose the substitution type

When creating a new substitution, you can choose the substitution type:

- **Task delegation substitution (auto task delegation mode)** – selecting this option causes that a task for the substitute is also generated for each task of the replaced person. This is the default option. The functionality of the task delegation substitutions has not been changed in relation to the functionality of the previous versions of the system.
- **Working on behalf of substituted person with full access** – selecting this option gives the substitute full privileges to the indicated applications/processes.



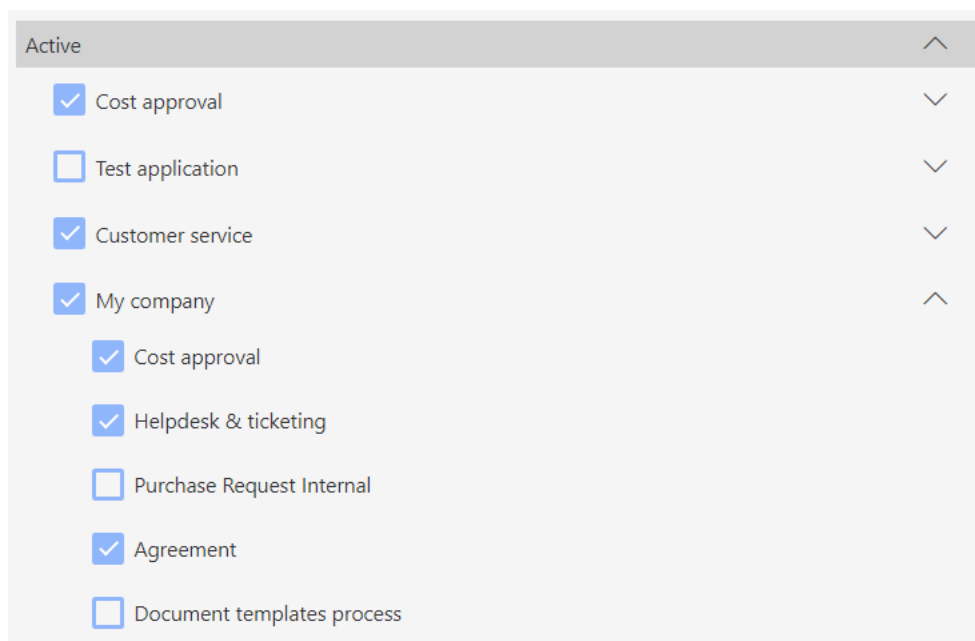
The ability to choose multiple applications and processes when creating a substitution

Depending on the substitution type, a list will show processes with the “Allow to work on behalf of another user” / “Use automatic task delegation” option selected.

A user can indicate all or selected applications/processes for which the substitution is to be created.

The “Selected” option:

- Selecting an application, all child processes will be selected
- Selecting one process does not select an application (access to the process without access to the application)
- Deselecting all processes in an application deselects parent application
- If the same process is available in several applications – selecting/deselecting this process will take place in all applications where the process is visible



3.6. New columns in substitution reports

Two new columns have been added to the substitution report views:

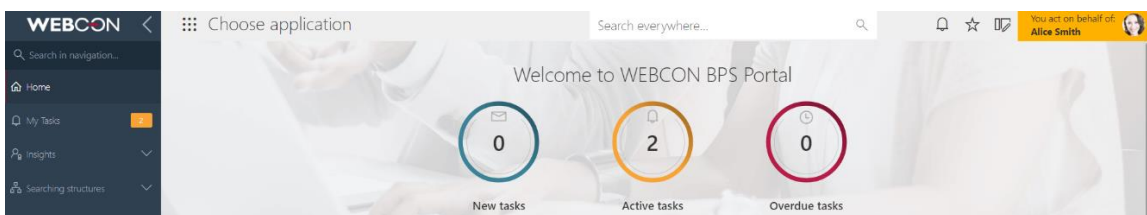
- **Type** – it displays the substitution type, two values are available: “Delegate tasks” and “On behalf of”.
- **Application** – it displays applications in which the substitution is enabled, two values are available: <All> and <Selected> (without specifying the selected applications).

Replaced person	Start date	End date	Substitute	Application	Type	Business entity
Jack Black	11/29/2021	11/29/2021	Tom Green	<All>	On behalf of	<All>
Alice Smith	11/29/2021	11/30/2021	Tom Green	<All>	On behalf of	<All>
Alice Smith	12/1/2021	12/11/2021	Jack Black	<All>	Delegate tasks	<All>

3.7. Substitutions on behalf

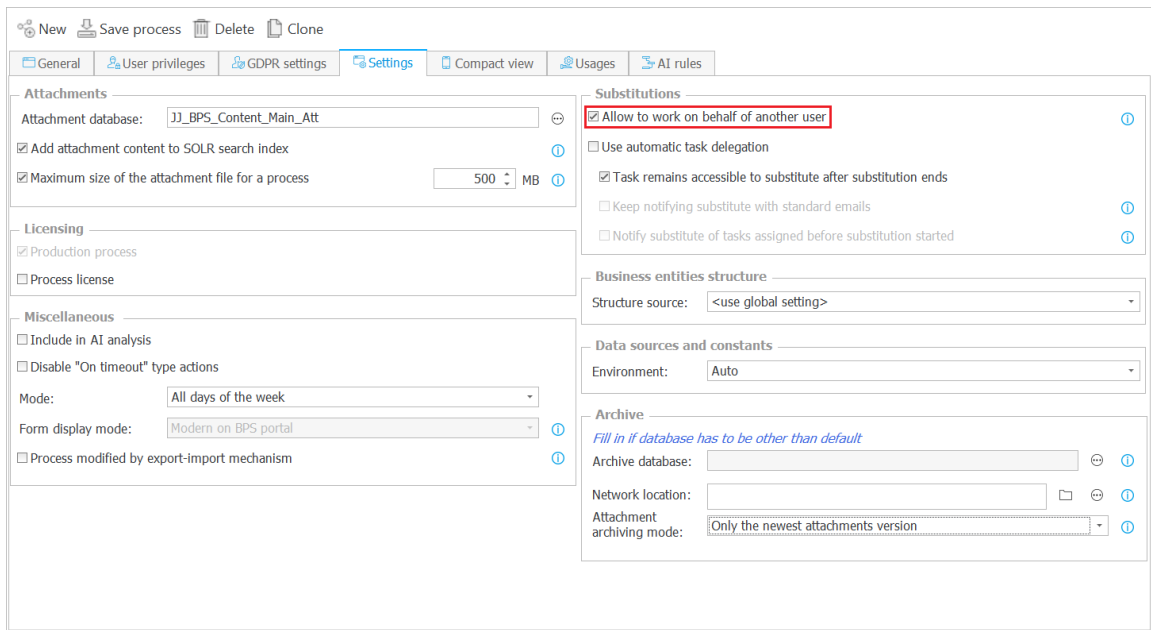
The latest version introduces the functionality of substitutions on behalf, i.e. the ability to act on behalf of another user. A substitute, after switching to the work on behalf mode, will see exactly what the replaced user would see with the same privilege level.

In addition to carrying out tasks, the substitute will also be able to start or modify an instance and will have access to attachments, reports and dashboards. All tasks performed by the substitute will be signed with the name of the replaced person.



The configuration of substitutions on behalf of – WEBCON BPS Designer Studio

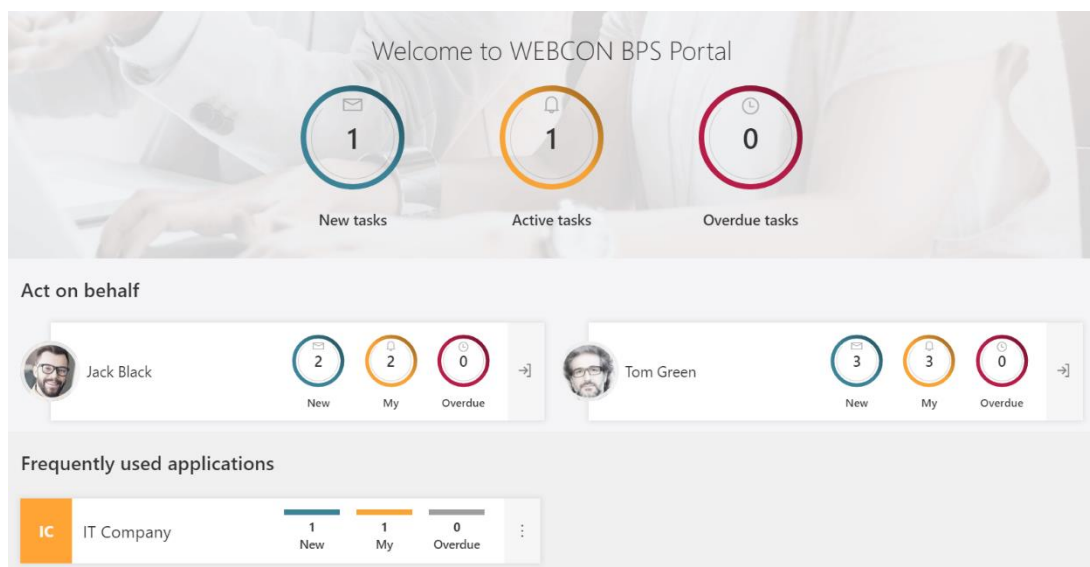
By default, each newly created process will have the “Allow to work on behalf of another user” option enabled. This option is available in WEBCON BPS Designer Studio in the configuration of a given process – in the “Settings” tab.



„Act on behalf” widget

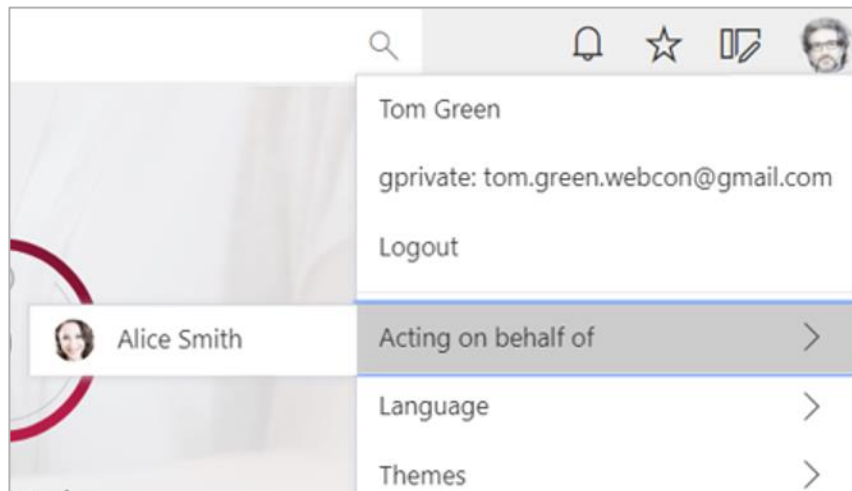
A widget has been added that allows you to switch to the context of another user for whom a substitution on behalf of is currently configured. The widget is available on the WEBCON BPS Portal main page, on the application page, and it will be possible to add it to the dashboard.

The widget shows the users that can be substituted. The task counters only include those processes for which the substitutions on behalf has been configured.



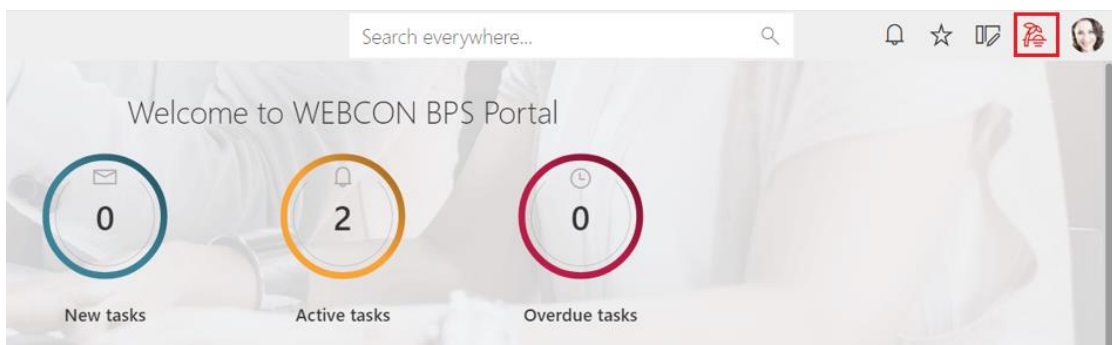
The ability to switch to the context of another user from the menu level

The “Acting on behalf of” option appears in the user’s menu with the ability to select a user to be replaced.



Information about a possible substitution

After logging in to WEBCON BPS Portal, a replaced user will see an icon informing about active substitutions and that someone can currently work on their behalf. After clicking the icon, the user will see the “My active” substitutions report.



Instance history

In the Instance history, information about a task performed on behalf of another user has been added.

	Ticket registration	Work in progress	Ticket solved
Version	v. 1	v. 2	v. 3
Date of registration	12/11/2021	12/11/2021	
Company	WEBCON	WEBCON	
Category	BUG	BUG	
Ticket details			
Estimated completion date	12/18/2021	12/18/2021	12/18/2021
Description			Problem with importing an Excel file. Detailed information are in the attached file.
Priority	Medium	Medium	High
Team details			
Assigned person			
Hours spent [h]			
Task type	a Bug	a Bug	a Bug
Task completed	No	No	
Task difficulty	2/6	2/6	
Attachments			
		Problem description.docx (Technical)	Problem description.docx (Technical)

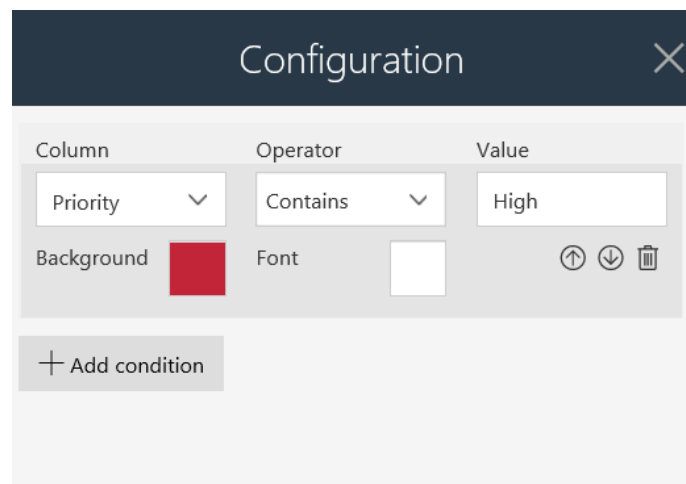
3.8. Coloring the entire row of a report

The ability to define conditions for coloring rows in the table report configuration has been added. The "Row color" button appears in the "Views" tab.

Visible columns	Action menu	Link	Aggregation	Display options	Style
[System] ID	<input checked="" type="checkbox"/>	<input type="checkbox"/>	None		
[System] Instance number	<input checked="" type="checkbox"/>	<input checked="" type="checkbox"/>	None		
[System] Step	<input type="checkbox"/>	<input type="checkbox"/>	None		
Title	<input type="checkbox"/>	<input type="checkbox"/>	None		
Date of registration	<input type="checkbox"/>	<input type="checkbox"/>	None	Date	
Priority	<input type="checkbox"/>	<input type="checkbox"/>	None		
Estimated completion date	<input type="checkbox"/>	<input type="checkbox"/>	None	Date	
Category	<input type="checkbox"/>	<input type="checkbox"/>	None		

Row color

The user can define conditions for coloring the row. After clicking the “Add condition” button, one can specify the condition that must be met (depending on the data type of the selected column) for the row to be colored.



A sample report with the colored row:

ID	Instance number	Step	Title	Date of registration	Priority	Estimated completion date	Category
4881	SUP/2021/11/00004	Ticket canceled	Problem with saving data sources	11/17/2021	High	11/18/2021	Bug
4880	SUP/2021/11/00003	Work in progress	Coloring rows of item list	11/25/2021	Low	11/25/2021	Feature
4879	SUP/2021/11/00002	Ticket solved	Problems with import	11/23/2021	Medium	11/23/2021	Bug

Coloring in a cell overrides the color defined for the entire row.

ID	Instance number	Step	Title	Date of registration	Priority	Estimated completion date	Category
4881	SUP/2021/11/00004	Ticket canceled	Problem with saving data sources	11/17/2021	High	11/18/2021	Bug
4880	SUP/2021/11/00003	Work in progress	Coloring rows of item list	11/25/2021	Low	11/25/2021	Feature
4879	SUP/2021/11/00002	Ticket solved	Problems with import	11/23/2021	Medium	11/23/2021	Bug

3.9. Adding new colors to the theme configuration

Two new colors have been added to the themes configuration in WEBCON BPS Portal – **Main report color** and **Alternate report color**.

Main report color:	<input type="text" value="#72ace5"/>		ⓘ
Alternate report color:	<input type="text" value="#f0f0f0"/>		ⓘ

Colors will be used in **graphic reports** (data area) and in the **calendar view** (events).

Calendar configuration – main report color:

Event configuration

Default View:

Title*:

Date from*:

Date to*:

Description:

Location:

People:

Color:

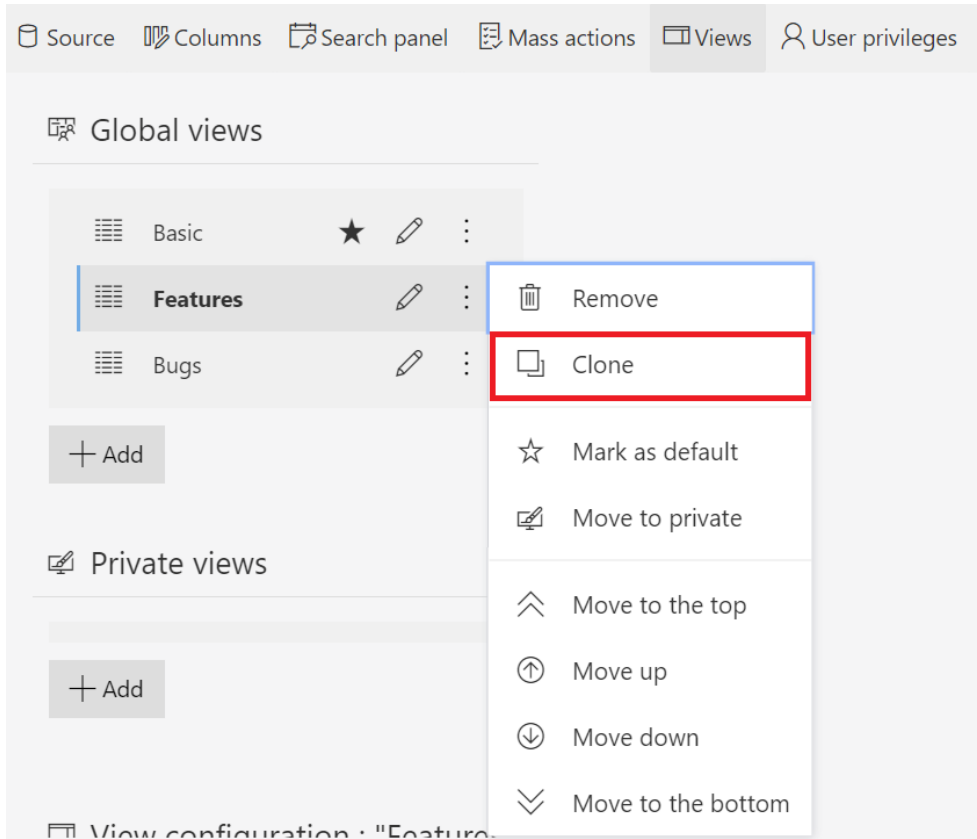
- Main report color
- Alternate report color
- Application color
- Custom color
- Dynamic

Configured view:

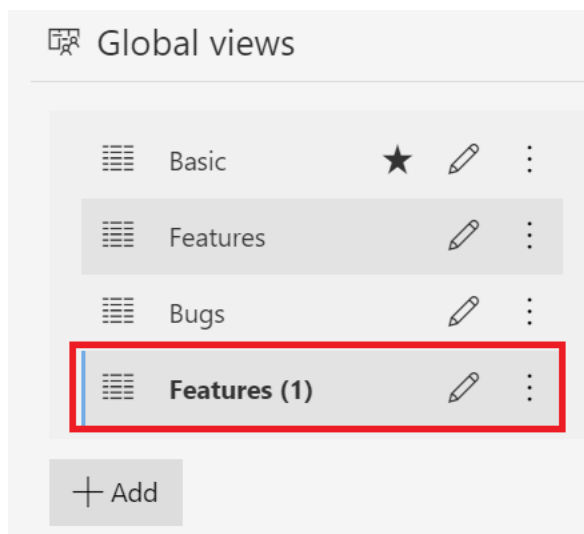
16	17	18	19
	Problem with saving data sources		
23	24	25	26
Problems with import		Coloring rows of item	
30	Dec 1	2	3

3.10. Cloning a view in the report configuration

The ability to clone public and private report views has been added. This option allows you to quickly create a view based on an existing one.

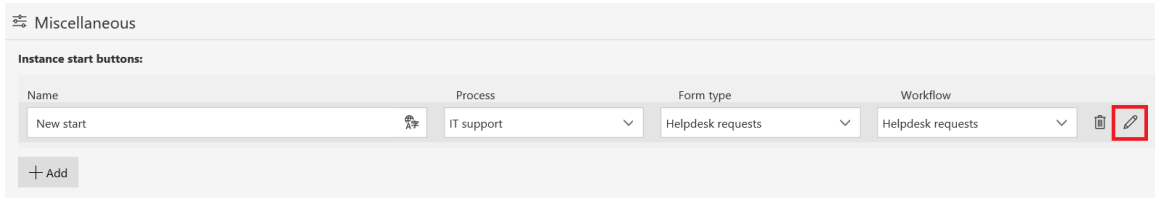


The entire configuration of the view is cloned, and its name changes into the "Original name (copy number)".

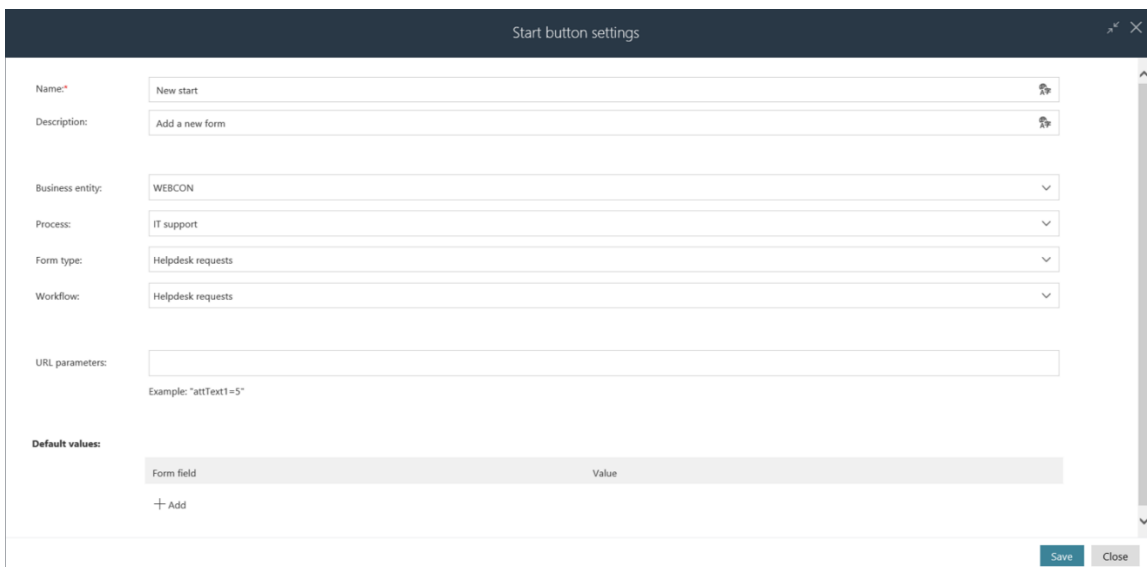


3.11. Extending the configuration of start buttons from the report level

The configuration of start buttons in reports has been extended. This change will allow you to start a new instance from the report level with defined parameters. In the "Instance start buttons" section in the "Views" tab, an edit icon will appear next to each start button.



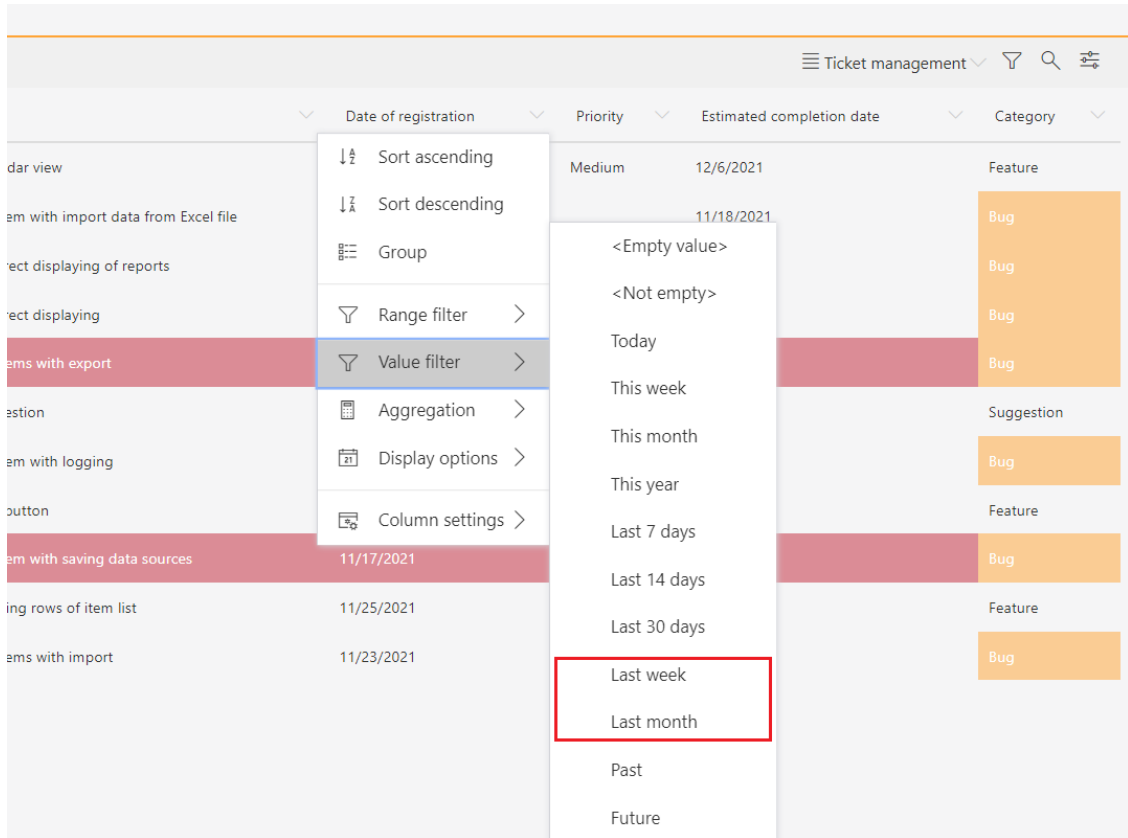
After clicking the icon, the start button settings window will be displayed on the screen. The ability to specify additional URL parameters and default parameters has been added.



3.12. New filters in reports

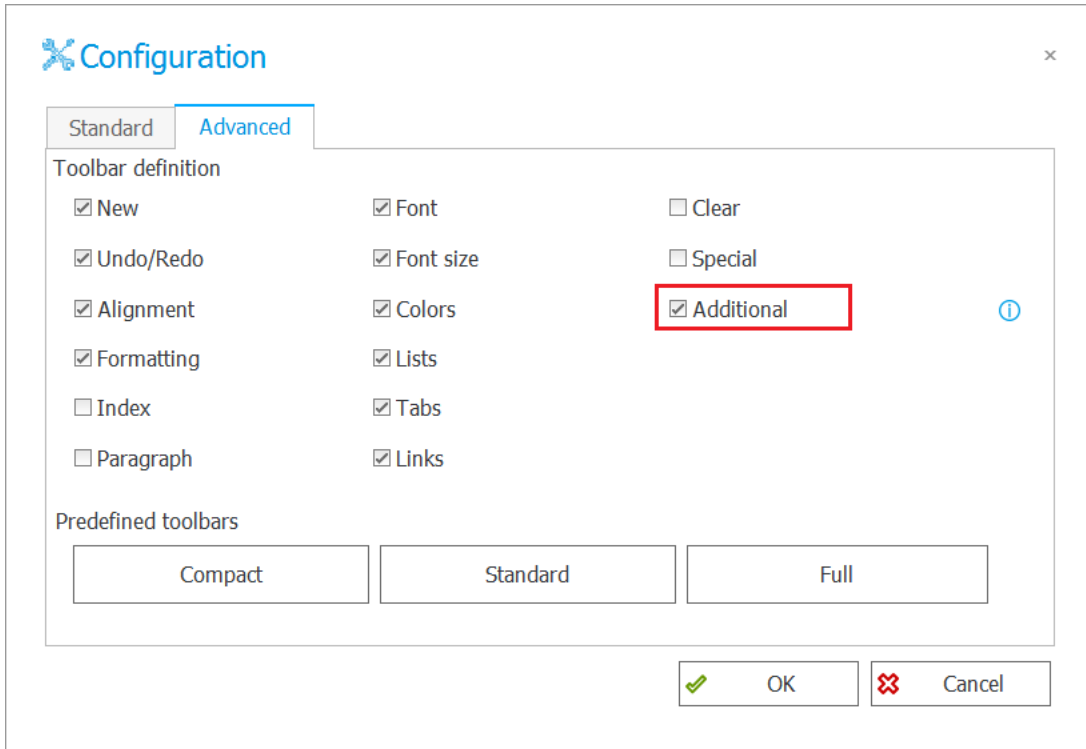
Two filters have been added to reports:

- **Last week** – data range from Monday to Sunday of the last week
- **Last month** – data range from the first to the last day of the month

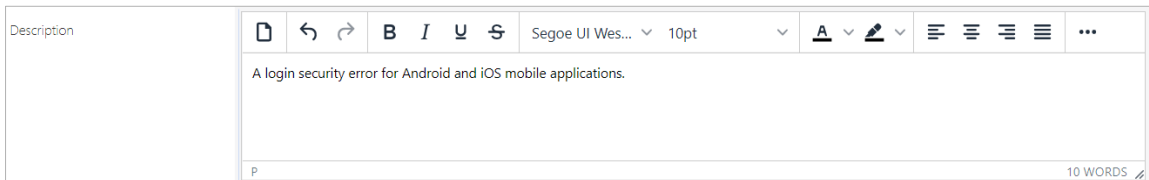


3.13. New text editor in the “Multiple lines of text” form field

A new text editor has been added to the “Multiple lines of text” form field – the change applies to the “Formatted” mode. The new “Additional” option enables a number of extra features for the form field control in rich mode such as creating tables, printing content, full-screen preview, and text search.



These additional features enhance the capabilities of the form field but should be treated as experimental. WEBCON reserves the right to change or disable these features without notice.



3.14. Changing the choice fields appearance

The appearance of the “Choice list” and “Yes/No” form field has been changed. The color of checkboxes depends on the defined application color.

The screenshot shows a form titled "Team details" with the following fields and values:

- Assigned person:** Alice Smith
- Hours spent [h]:** 15
- Task type:**
 - a. Bug
 - b. Feature
 - c. Suggestion
- Task completed:**
- Task difficulty:** A horizontal scale from 1 to 6. The value 4 is selected, with a label "4" above it. Below the scale, it reads "The task was very easy to solve" at 1 and "The task was very difficult to solve" at 6.

3.15. The possibility of sending large attachments has been added

WEBCON BPS Portal 2022 offers the possibility of sending large attachments, i.e., exceeding 128 MB.

The user can add an attachment by clicking the "+" button, the progress bar, in turn, will inform him about the upload status. When during the attachment uploading, the user decides to cancel uploading, he can do so by using the icon that is set on the right side of the form, just above the progress bar.

During large attachment uploads, the item list column on the form is also equipped with a progress bar and an additional control.

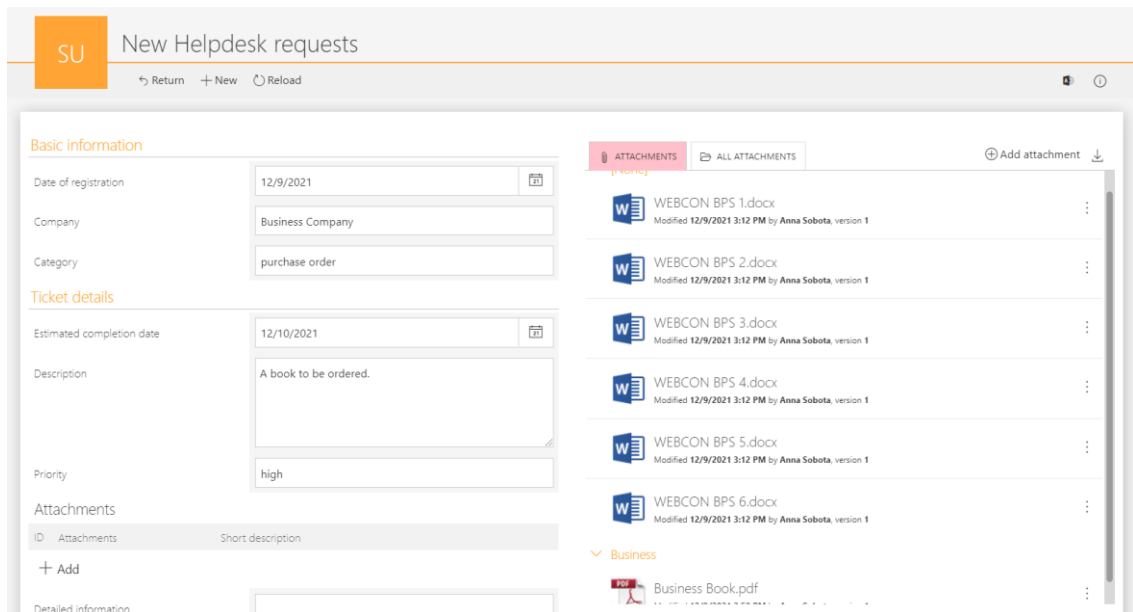
The screenshot shows the 'New Helpdesk requests' form. On the left, there are two sections: 'Basic information' and 'Ticket details'. 'Basic information' includes fields for 'Date of registration' (12/9/2021), 'Company' (Business Company), and 'Category' (purchase order). 'Ticket details' includes 'Estimated completion date' (12/10/2021), 'Description' (A book to be ordered.), and 'Priority' (high). On the right, the 'Attachments' section shows a progress bar for 'Business Book.pdf' at 10% completion (15.34 MB / 154.87 MB). Below the progress bar is a 'Comments' section with a text input field.

By adding an attachment, the user can also select a group to which the given attachment is to be sent. As in the example above, when loading the attachment, the group name is not available yet (apart from the information about the attachment loading). The group name will be displayed above the progress bar as soon as the attachment is loaded.

In the case below, it is a „Business” group.

This screenshot is similar to the previous one but shows the 'Attachments' section after the file has been fully uploaded. The progress bar is now complete. The attachment 'Business Book.pdf' is listed under a dropdown menu labeled 'Business'. Below the attachment name, it shows 'Modified 12/9/2021 2:54 PM by Anna Sobota, version 1'. The 'Comments' section remains empty.

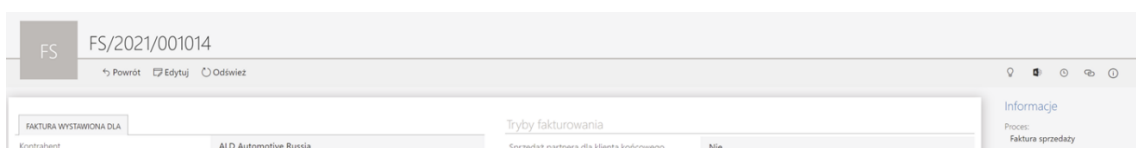
Moreover, by adding a larger number of attachments, using the slide bar on the right side of the form, the user can view the full list of added attachments.



The attachment size limit can be configured by the user both at the global and process level.

3.16. The behavior of the tool bar in the form in WEBCON BPS Portal has been changed

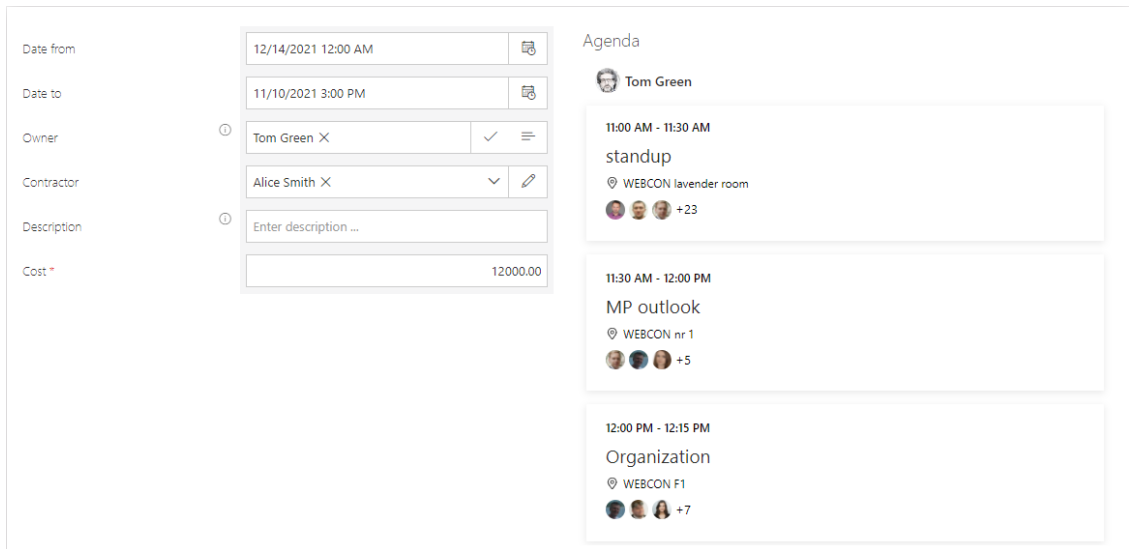
A toolbar with buttons when scrolling has been added to the form in the WEBCON BPS Portal. The toolbar option displayed in the form will be available only with the use of Google Chrome and Microsoft Edge. This option will not be available for the Safari browser, on which the toolbar will function as before, i.e. it will scroll with the form.



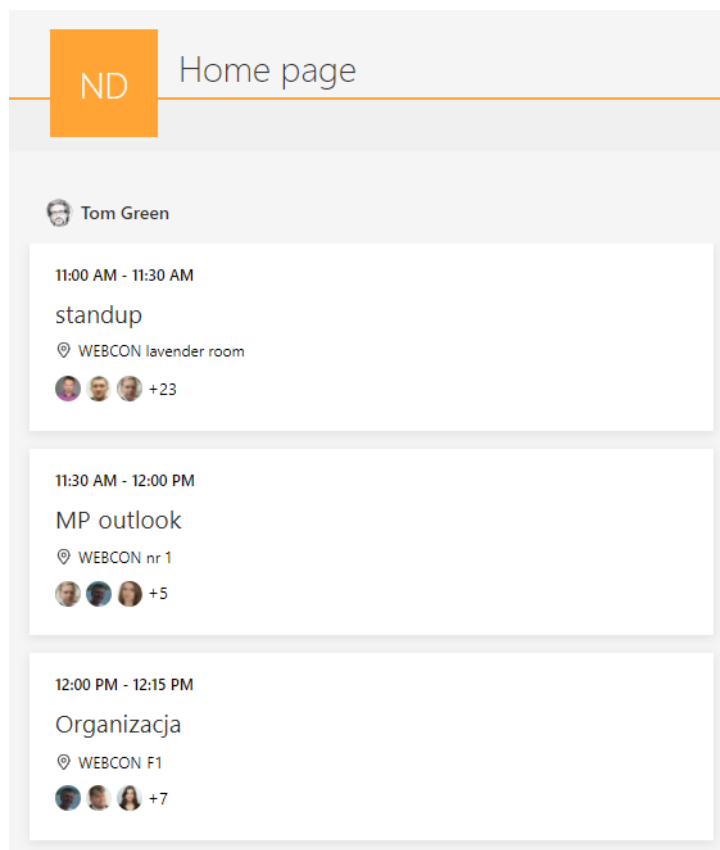
3.17. The ability to embed Microsoft Graph Toolkit components in WEBCON BPS Portal

In WEBCON BPS the ability to load a library needed to connect with Graph Toolkit using a publicly available JavaScript function has been added. Components can be used in two places:

HTML form field on the form

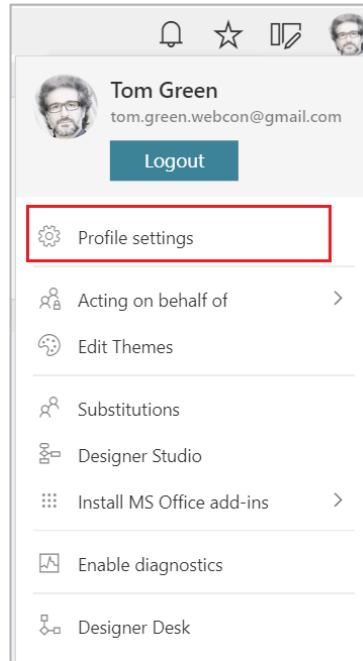


HTML code on the dashboard



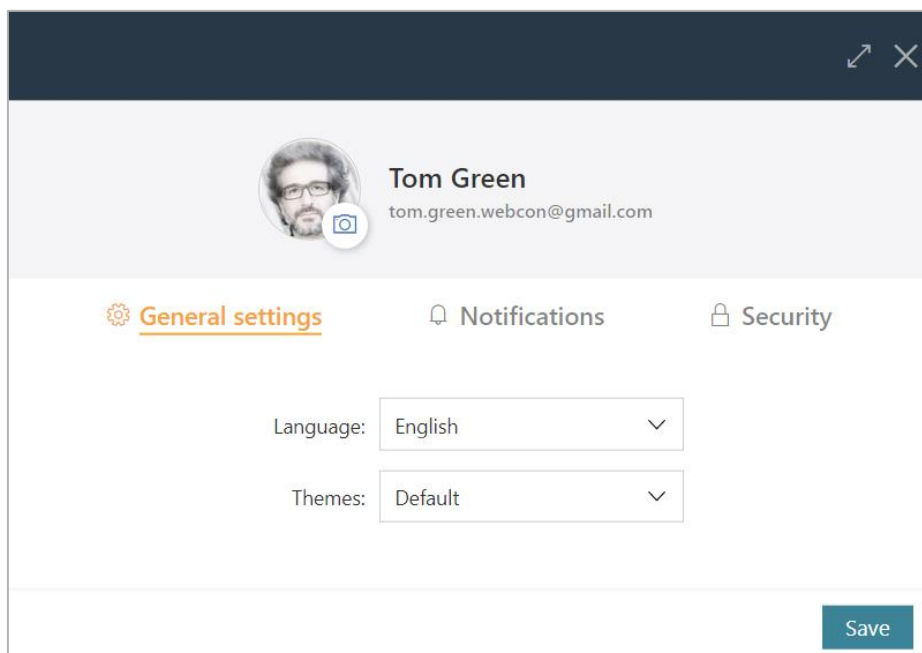
3.18. User profile

The ability to modify parameters related to a user profile has been added. In WEBCON BPS Portal, a new **Profile settings** option appears in the menu.



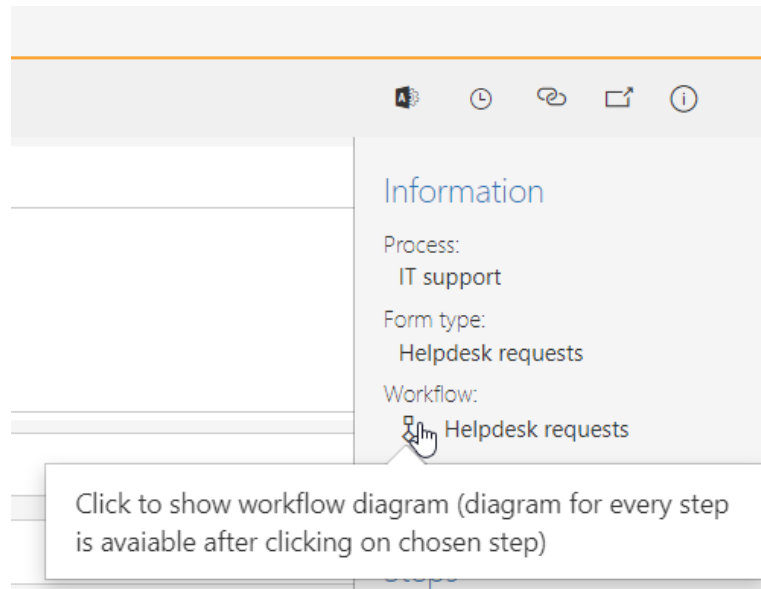
There are three tabs:

- General settings – the ability to change a language and theme
- Notifications – the ability to disable mass notifications
- Security – a list of API applications that have access to the user's account



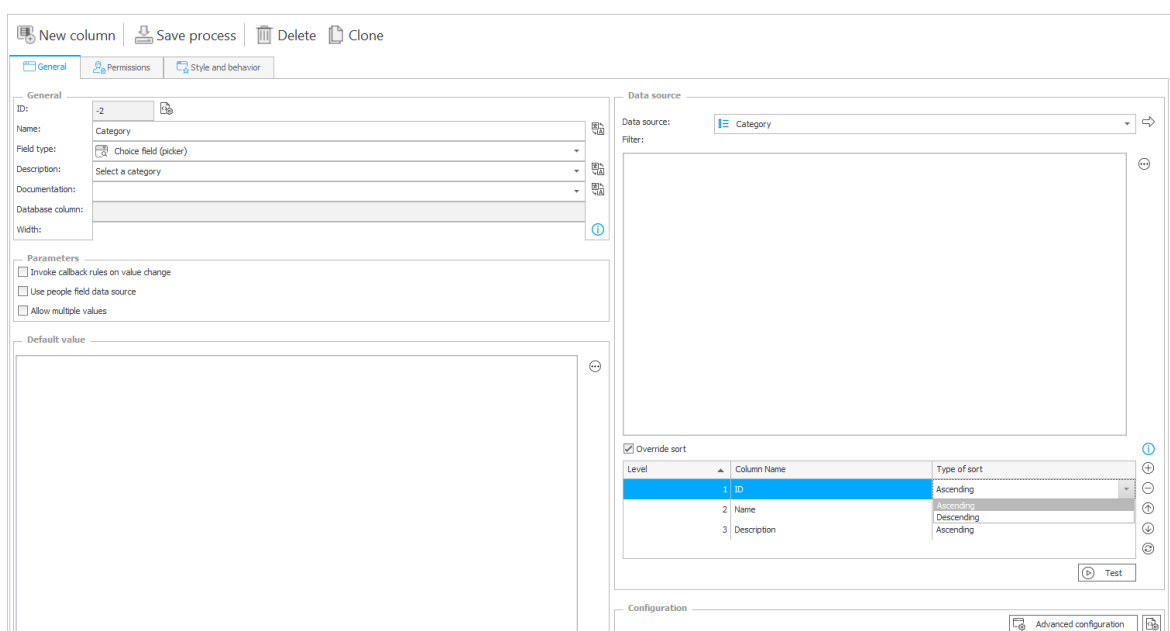
3.19. Diagram view availability – improvements

In place of the workflow name, an icon that allows to preview a diagram for the first step has been added. What has been also provided is a tooltip with the information that the diagram can be previewed in other steps.



3.20. Setting the sort option other than in the data source

For form fields and columns of the item list that make use of a data source to provide values (choice field, choice tree, data row, data table, graph, item list: data row, choice list, search option, Autocomplete, choice tree) it is now possible to define sorting different than in the data source configuration. This functionality is available by selecting the "Override sort" option in the form field settings.



After marking the "Override sort" option, which is inactive by default, the user can select columns available in the data source as well as the sequence the columns will be sorted. By pressing the "+" button, the user can add another sort level and by using the "arrow" icon, the user can change the sort level. The user has the possibility to select a few columns of the data source according to which the data will be sorted.

By applying the "Test" button the user can check the configured sort (data is returned in the set order).

Depending on the data source type, the sort is carried out in the data source or in WEBCON BPS system.

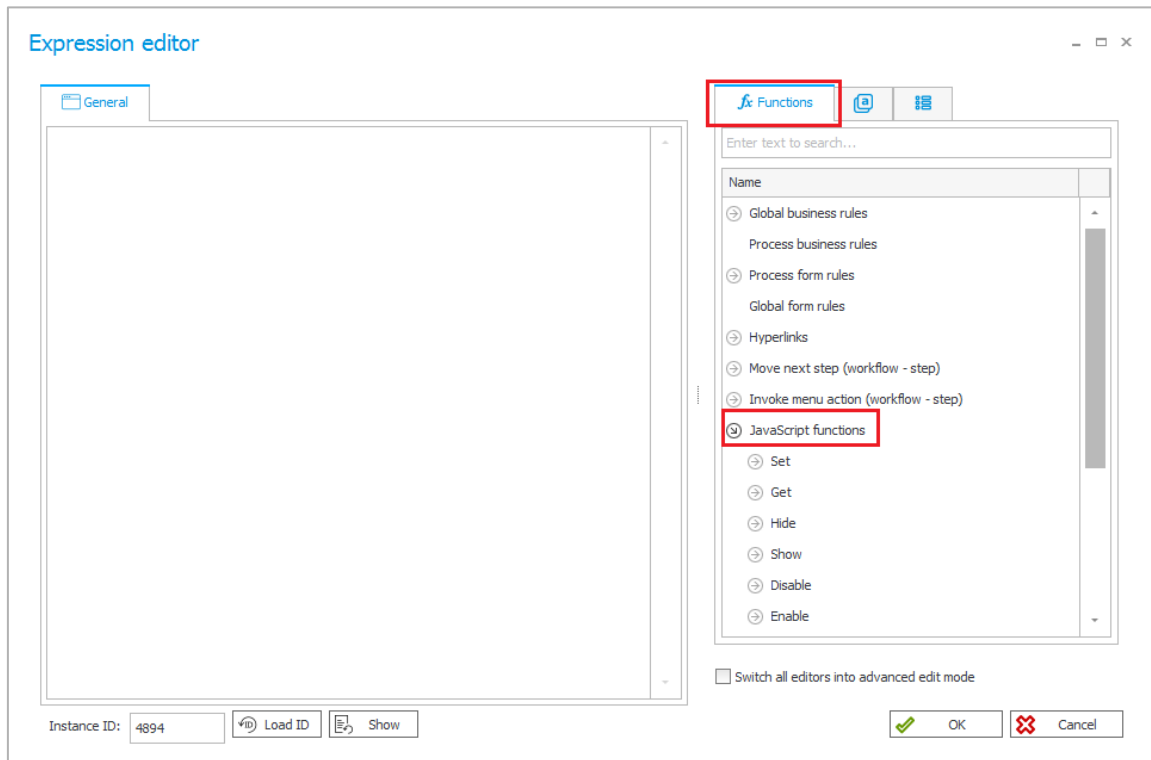
The sort settings will not be available for the sources for which the sort sequence cannot be changed in the form field settings, for example, SQL or Oracle database. Also, sorting in the form field settings is not available for connections.

If the data source column that has been used for the form field sort settings is removed in some way, WEBCON BPS Portal will display an error on the form. After refreshing the form field settings, the name of the deleted column will be empty - in such a case, you should choose a different one or completely remove it from the sorting settings.

3.21. Extension of the HTML form field configuration

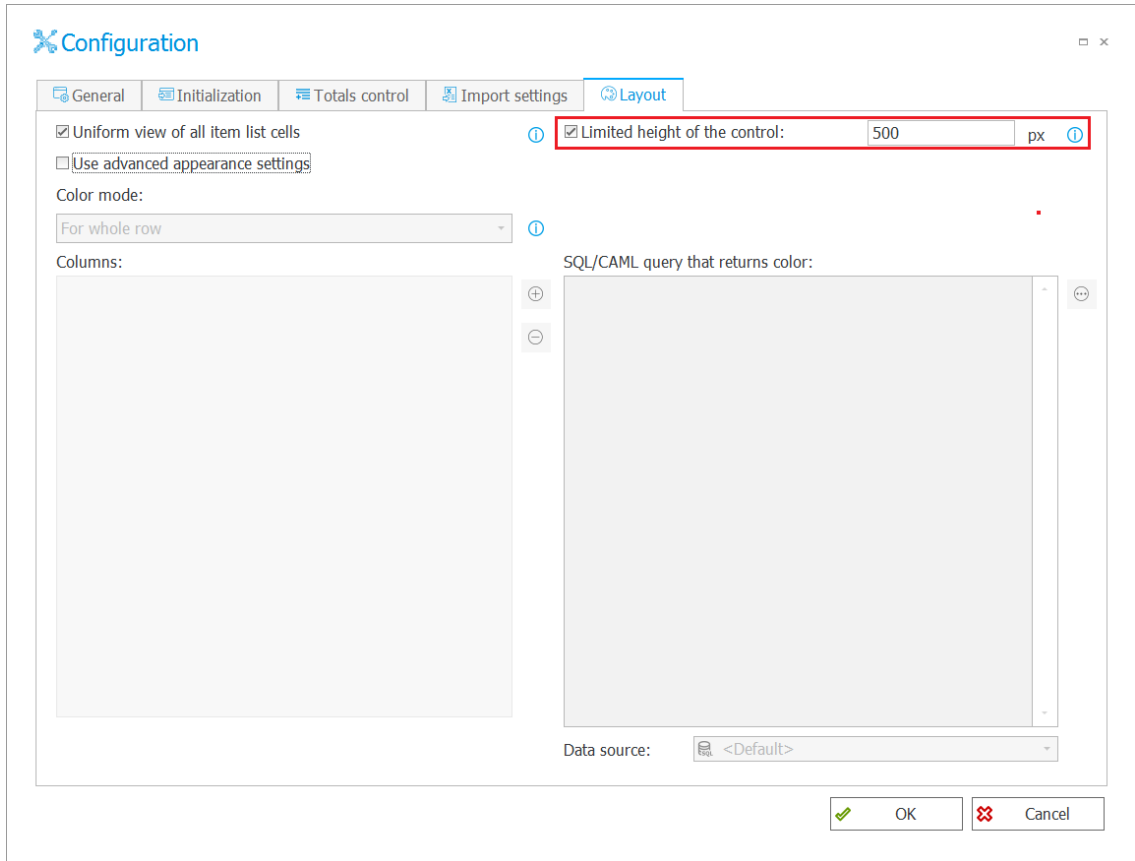
The configuration of the HTML form field has been enhanced with additional variables. It allows the user to create configurations that depend on another object on the form.

Additionally, the "JavaScript functions" group in the expression editor has been moved from the "Values" tab to the "Functions" tab.



3.22. A new option in the configuration of the item list appearance

A new option in the configuration of the item list appearance has been added – **Limited height of the control**. It allows you to limit the height of the item list control on the form.



In case of entering such amount of items their height surpasses provided parameter, a scroll bar will be activated allowing to look through all listed items.

3.23. Styles for the entire column of item lists

The ability to style all cells in the item list has been added without the need to use the FOR EACH ROW operator.

Until now, rules changing the item list appearance could work within a cell. To use them regarding the entire column – you should use e.g. looped the FOR EACH ROW function.

The change affects the following functions:

- SET CELL FONT COLOR
- SET CELL BACKGROUND

- SET CELL DECORATION
- SET CELL FONT SIZE
- SET CELL FONT FAMILY
- SET CELL STYLE

If the function is activated “on value change” or “page load”, the style will be set for all cells in the column of a given item list.

If several item lists are defined on the form, then an error message will be displayed when the rule “on value change” in one of the item list will refer to another item list.

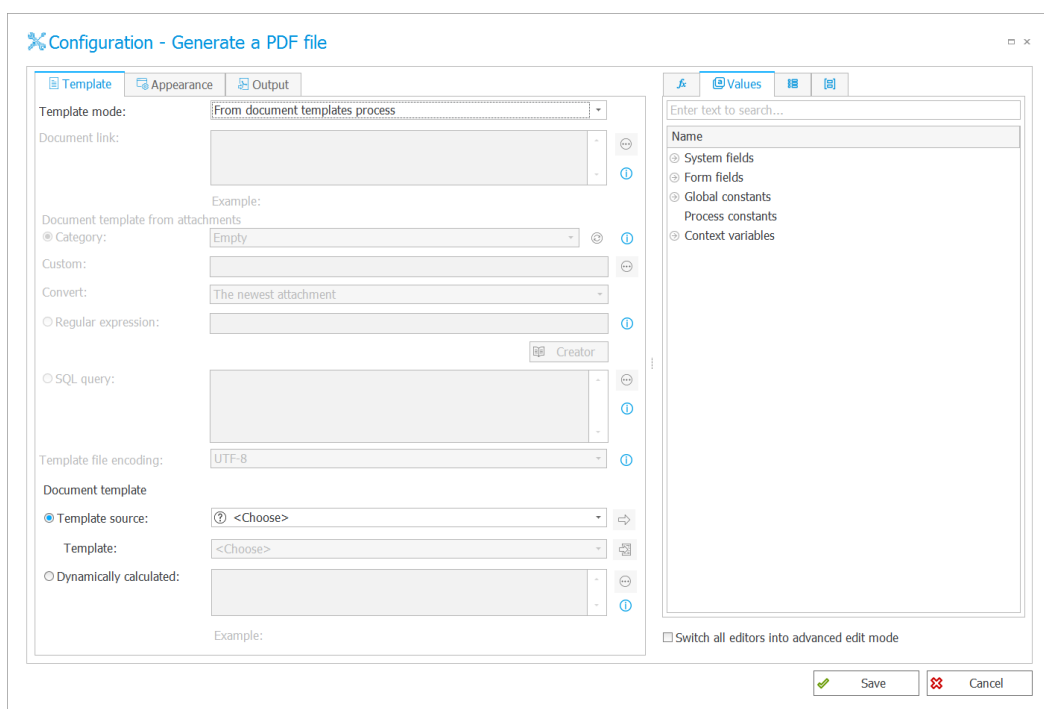
3.24. Actions of generating documents – the ability to select a template

When configuring actions of generating documents, the option to select a specific document template process and a template included in it has been added.

Changes apply to the following actions:

- Generate/Update a Word file
- Generate a PDF file
- Generate an Excel file
- Generate an HTML printout

Thanks to this change, the user can select a template from the list instead of entering a link to a given template. It is also possible to specify the template identifier as a dynamic value.

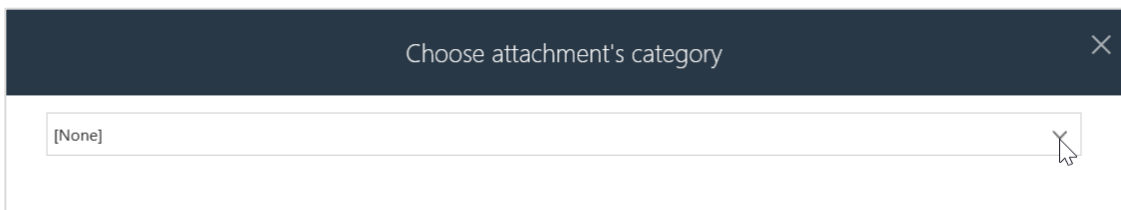


3.25. Navigating the form using the keyboard

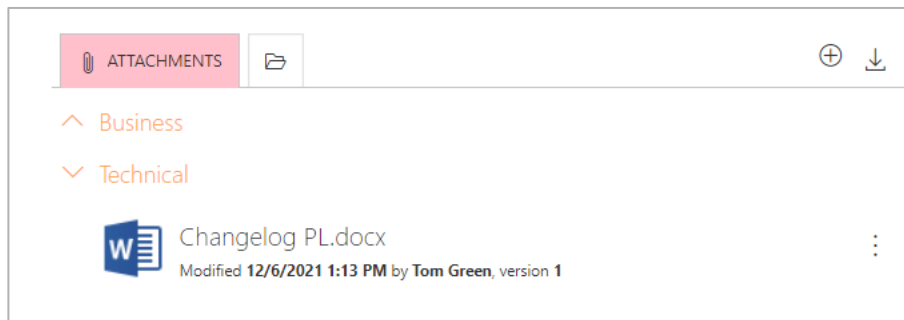
The ability to use the form and fill out values with the keyboard has been added. The changes include the following areas of the form:

Attachments

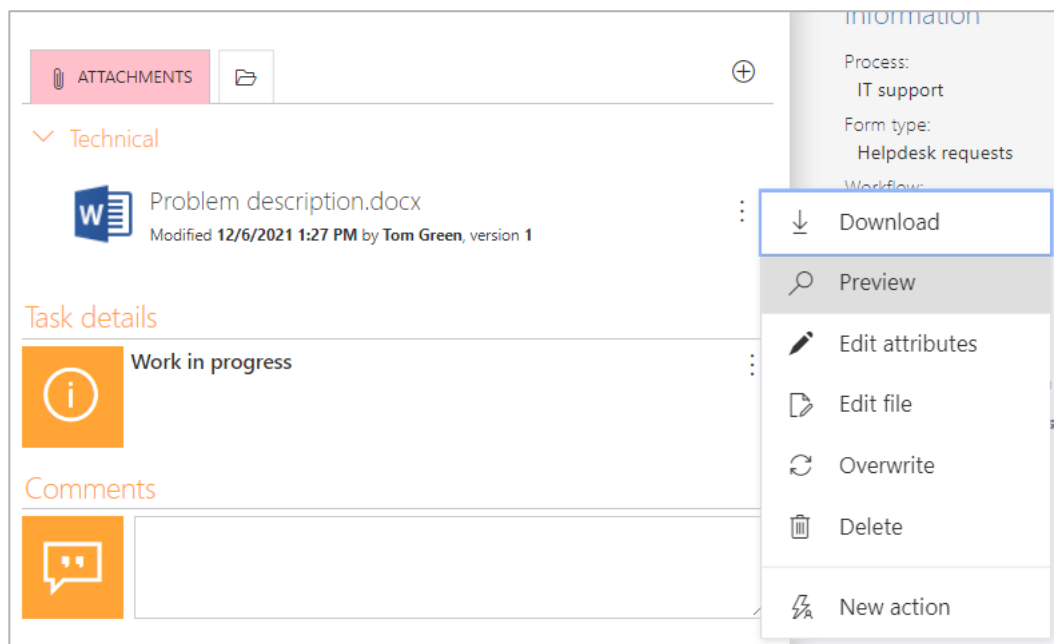
- Attachment adding window




- Expand/collapse groups of attachments



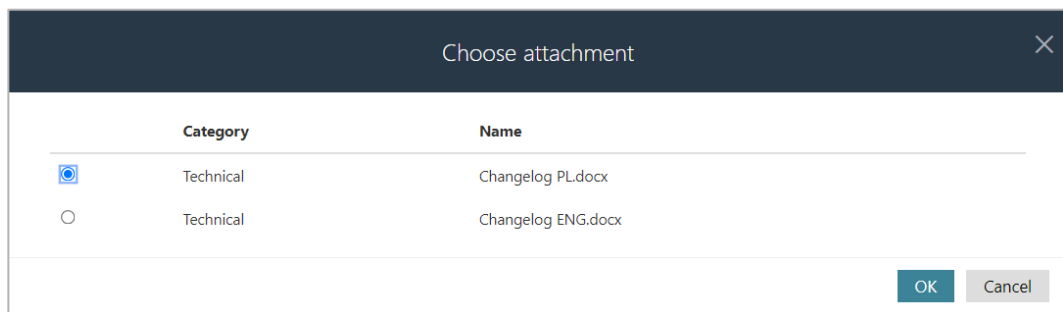
- Attachment preview



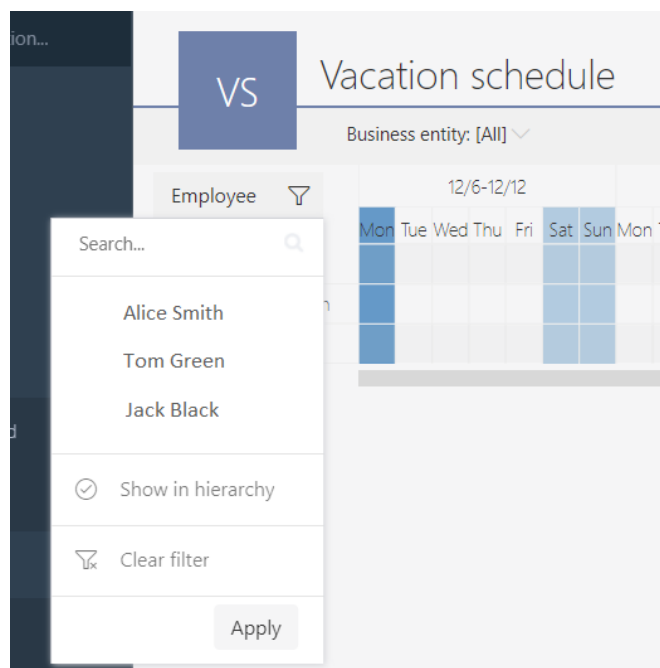
- Context menu for attachments and flagging options



Item list – selecting related attachments



Absence chart

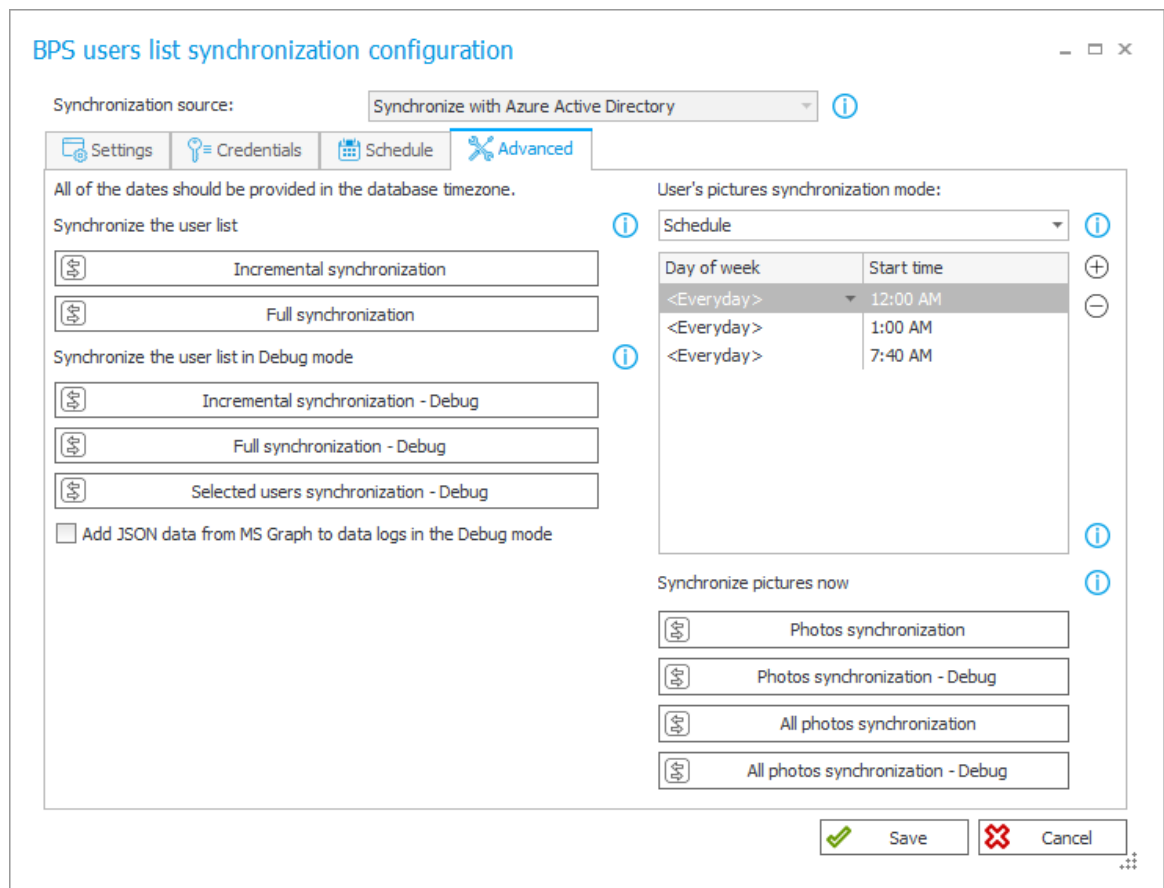


3.26. User photo synchronization from Azure Active Directory

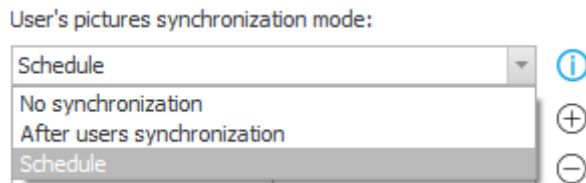
The functionality of synchronizing users from Azure Active Directory has been extended with the possibility of downloading user photos. After correct synchronization, AAD users' profile photos will be available both in WEBCON BPS Portal and in the form elements where the user's image is used (e.g. comments).

User photos are downloaded from AAD irrespective of the main data synchronization, therefore, they can be also displayed in WEBCON BPS with some delay compared to the user data.

Configuration of users' profile photos synchronization is available in WEBCON BPS Studio, in the BPS users list synchronization configuration.



Configuration allows for selecting the photo synchronization mode:



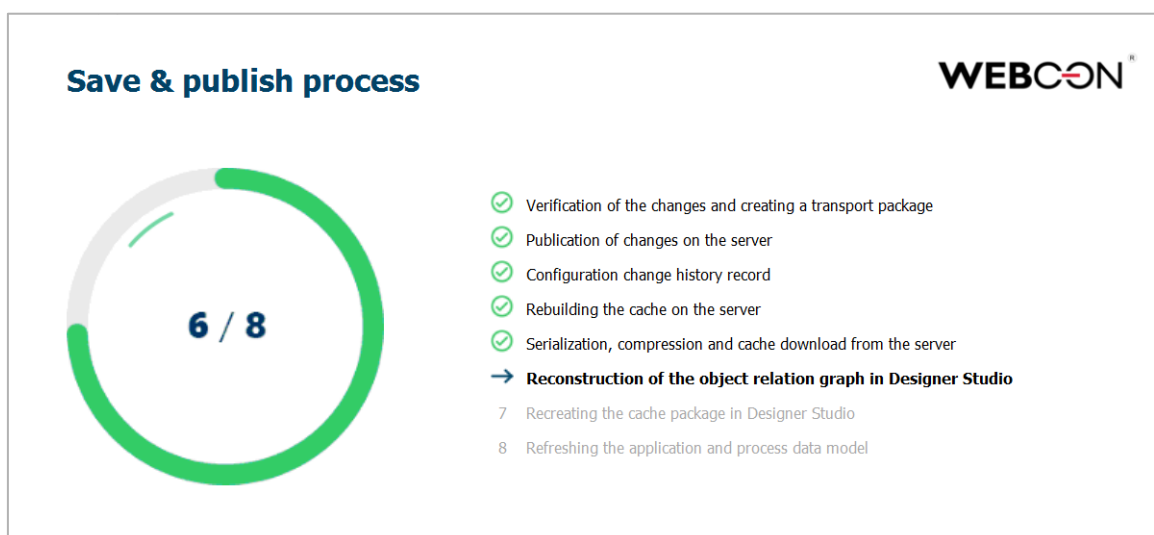
- **No synchronization** – user's profile photos will not be downloaded
- **After single user synchronization** – the respective user's profile photo will be downloaded after single user synchronization is triggered. This is the default option.
- **Schedule** – photo synchronization of all AAD users whose data has changed launched according to the defined schedule

In the synchronization configuration, it is also possible to force immediate synchronization of profile photos and to start such synchronization in the DEBUG mode. Additional diagnostic information will be collected during DEBUG synchronization.

During the synchronization, photos will be converted to the size of 96x96 pixels and placed in the database in this form.

3.27. Save progress window in WEBCON BPS Designer Studio

A window showing the progress of saving the process has been added to WEBCON BPS Designer Studio so that a user knows at what stage the saving is.



The following steps are reported:

- Verification of the changes and creating a transport package
- Publication of changes on the server

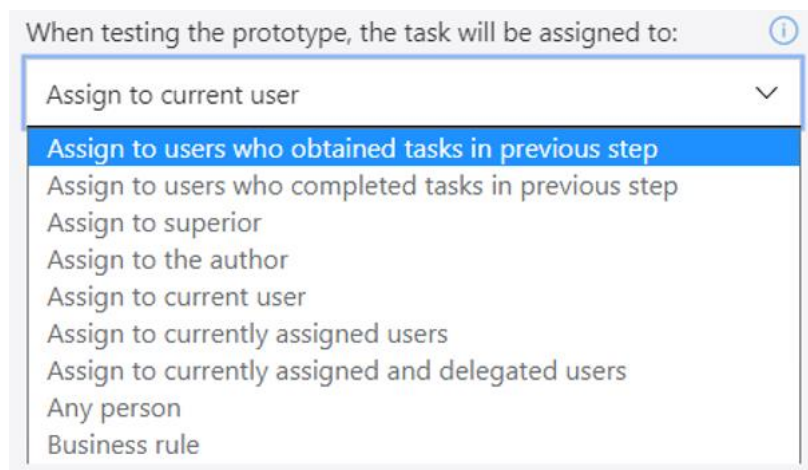
- Configuration change history record
- Rebuilding the cache on the server
- Serialization, compression and cache download from the server
- Reconstruction of the object relation graph in Designer Studio
- Recreating the cache package in Designer Studio
- Refreshing the application and process data model

3.28. Additional configuration on a path in WEBCON BPS Designer Desk

The configuration of assigning tasks when following the path in WEBCON BPS Designer Desk has been extended.

A user has the following options:

- Assign to users who obtained tasks in previous step
- Assign to users who completed tasks in previous step
- Assign to superior
- Assign to the author
- Assign to the current user
- Assign to currently assigned users
- Assign to currently assigned and delegated users
- Any person
- Business rule



3.29. WEBCON BPS Designer Desk documentation - descriptions have been added

The phrase **Step**, **Path**, **Action** has been added to the name of the step, path and action, respectively.

The phrase **Step description**, **Action description** has been added to the description of process steps and actions.

A description has been added to the form dump and action launch restrictions.

3.30. New WEBCON BPS Designer Desk documentation template

Changed the app description text, process step, permissions, launch restrictions, visibility restrictions, tooltips, behaviors, default value rules, visibility rules, editable rules, requiredness rules.

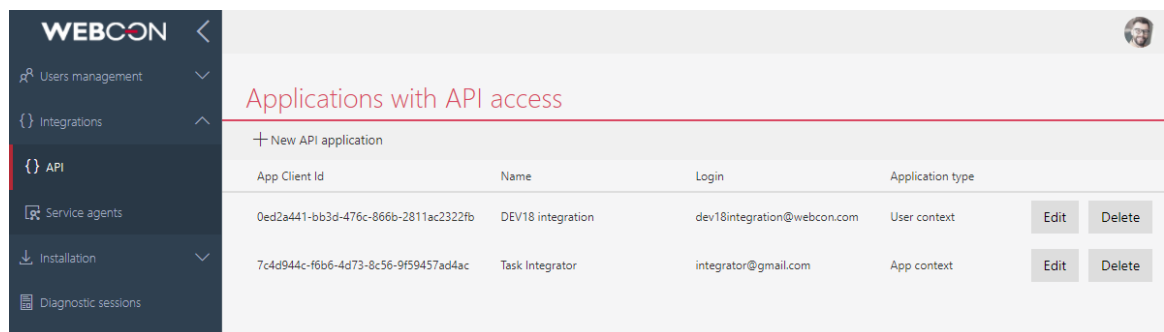
The style of the step name, path name and action has been changed.

The style of the bullets has been changed.

3.31. OAuth2 authentication in the context of a user and application in REST API

In version 2022, WEBCON BPS supports OAuth2 authentication when using REST API. There are two scenarios for authenticating with OAuth2: In the context of an application and in the context of a user.

The configuration of an API application by which an external system will integrate with WEBCON BPS through REST API is found in the **Administration Panel** in the **Integration** node under **API**.

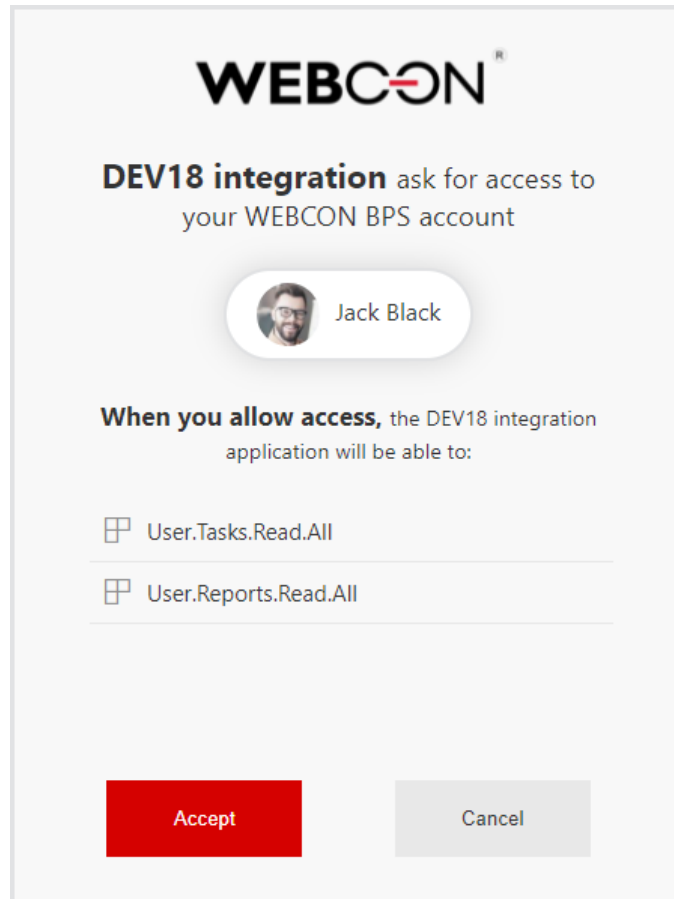


Apart from the type (user context or app context), this configuration is used to generate a secret key used for OAuth2 authentication and to define the scope of permissions that the app communicating with WEBCON BPS will have in the system.

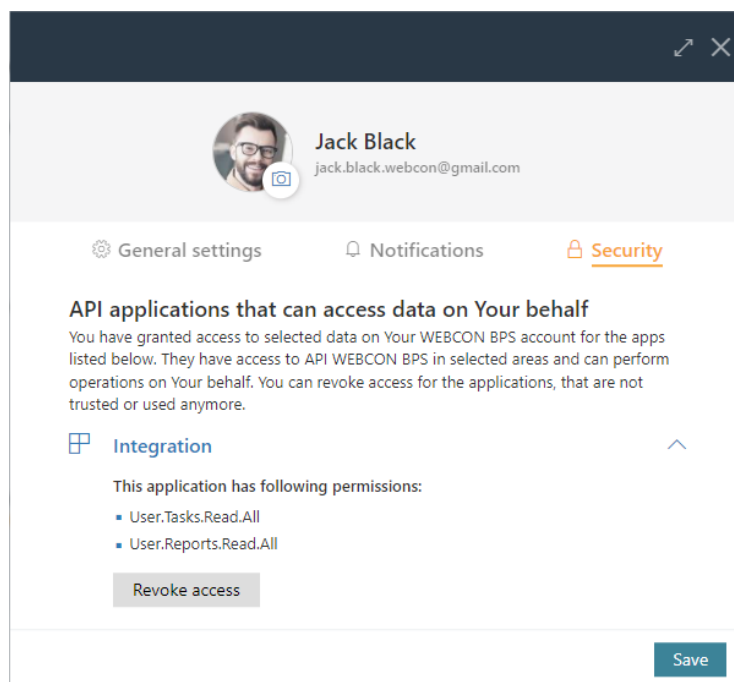
For applications operating in user context, it is also necessary to define an Authorized redirect URL.

In user context it is also possible to configure authorization flows, these options specify whether the application can use Refresh Tokens, and whether the user will see a notification with the permissions required by the application.

The latter makes it possible to configure the API application in such a way, that during authentication, the user will see the permissions required by the application – and can then choose to accept or reject access.



The list of applications that were allowed access in a user's name can be found in their **Profile settings**. The user may use this interface to revoke an application's access to the system.



3.32. REST API

- REST API version v4.0 has been added. Version v1.0 has been removed. Version 2.0 has been marked as obsolete.
- The management of API accounts in the administration panel has been extended and organized. It is now possible to define settings related to OAuth2 authentication that can be used to connect to the public API.
- The HttpMethodOverride parameter has been introduced. When set to 1 allows the X-HTTP-Method-Override header to be used in the REST API. The parameter is available in the GlobalParameters table of the system configuration database.
- A new method `/api/data/beta/db/{dbid}/elements/{id}/attachments/{attid}/stream` has been added that allows to download an attachment as a stream. The method is available in REST API beta.
- The REST API has been extended to manage substitutions. The following endpoints have been added for creating a substitution, getting substitutions, getting a specific substitution, updating a substitution, and deleting a substitution.

3.33. Business rules

- Added a new type of business rule - **SUBSTITUTE OF**. The rule returns all current substitutes in the "Delegate tasks" mode for the indicated user.

3.34. General

- Added the ability to check GUID for global constants, business rules, and global forms.
- Added validation of the "Floating-point number" form field - the maximum length is 15 digits (for integer and fractional parts together).
- Increased the number of configurable "Yes/No" form fields from 20 to 40
- The author of a Designer Desk project can now assign privileges to allow others to view and edit the project
- Basic support for a screen reader in the form and reports in WEBCON BPS Portal for the visually impaired has been introduced.

- Automatic refresh of tokens used by Authentication form fields has been added.

4. Bug fixes

General

- It should now be possible to configure the service user for a local account through the WEBCON BPS installer.
- Fixed an error where the user was not allowed to edit an attachment.
- The system installer error has been fixed. The error was based on the failure to create a valid login on the SQL server for the indicated user when the "Use application pool user" option employed.

Portal

- Fixed an error that caused the value entered in the choice field of the item list column to be truncated. Increased the width of the space for entering a value.
- Fixed an error where the name of the "Suggested reports and dashboards" widget was not displayed on the dashboard before saving changes in the WEBCON BPS Portal.
- Removed a duplicate line appearing next to some fields in the report configuration on the Portal.
- Fixed the error that caused redundant messages to be displayed in the browser console when scrolling a list of favorite elements in the WEBCON BPS Portal.
- Fixed displaying long names in the "Application supervisor" section.
- The number of lines in the name of the start tile has been increased to max.3 lines.
- When inserting a report in the Dashboard, translations of the report name were not copied. The bug has been fixed, now the translations of the report name will be downloaded when changing switching to the selected report.
- When adding more than 19 items to the list in the "Favorites" tab in WEBCON BPS Portal, the view of the list overlapped the page. The Layout of the Drop-down List for the "Favorite" tab has been adjusted.
- Added translation of the „Form subtype" column in Portal reports.
- The tooltip for the instance number was moved slightly so that it doesn't overlap the instance number itself, making it difficult to select and copy.
- After maximizing the browser window (i.e. when the form switched from compact to full screen mode) the attachments of a workflow instance would be displayed in the wrong place (according to the compact form instead of the main form) - the attachment area should now be displayed in the correct place.
- In WEBCON BPS Portal the filtering bug for starting workflows from the application tile has been fixed.

- Fixed incorrect column width in reports. The ability to define a selected column width has been added to the configuration. Additionally, if the text in the column is too long - a scroll bar will appear.
- Fixed an error when filtering the SOLR report. It was not possible to search for a given filter value if the values had the same ID but different display names. Currently, the filter will display all values for a given ID separated by a comma e.g. "value1, value2, value3".
- Deleting a private view from a Report should redirect the user back to the default view.
- Fixed a display error of the floating-point number with more characters than allowed. Validation of this form field length has been added – the maximum length is 15 digits (total for integer and fractional parts).
- In the form for creating links to embedded elements spacing between the checkbox and text has been added.
- In the administrative panel for configuring the add synchronization scheme the color of the hover in the data picker has been changed.
- Fixed a data search error in reports for multilingual text fields. When loading the report, values were searched for by ID instead of by name and no results were returned.
- Setting of the height of a report tile in the dashboard "compact" view has been reactivated.
- The validation/error message has been given a uniform color and it has been highlighted.
- When using the scrollbar, the word "Total" moves parallel with the bar, overlapping other values on the bar. The display of the content has been improved.
- Fixed the display of numeric separators in the "Floating-point" form field on the report.
- Fixed the behavior and appearance of the search structure filter for the screen resolution of 125%.
- Changed the way of saving additional filters for picker fields of the "Person or group" type. In the filter configuration, the selected value was saved as a name e.g. John Smith. After the change, it will be a login (j.smith@webcon.com).
- Fixed an error with saving filters for calculated columns
- In the "add/remove privileges" action, in its tooltip, both the message in Polish and its translation have been changed. The word "ID" has been replaced with "login" of the user whose privileges are to be changed. Additionally, in the translation the word "element" has been changed into "user".
- The "Favorite" section has been translated into German.
- During the change of process configuration the message for the user has been corrected. Now the user receives the information "Process configuration has been changed. Refresh browser window."

- Opening of the choice field - autocomplete in the bulk action has been fixed. The choice field now opens downwards.
- Improved the translation of the content of custom emails.
- The message about unsaved changes in the report that appears after deleting the report definition has been removed.
- The formatting error of the "data" calculated column type when exporting a report to an Excel file has been corrected.
- The option of selecting the computed columns in the application report search panel has been removed. The availability of the computed columns in the search panel caused malfunctioning of the report.
- Fixed - Grouping of empty global form field values for application reports with the option of data display from all application processes.
- In WEBCON BPS Portal, in the "Reports" tab - the sorting function in the drop down menu has been improved.
- The "Unicode symbols" service in the "Favorite" name has been added.
- The scrollbar when filtering the report column of the "Person" type has been fixed.
- The appearance and legibility of charts added to the application dashboards have been improved. Legibility problems appeared with charts containing too much data.

Fixed problems:

- with too high density of labels in the case of line and bar charts (reducing the number of displayed labels)
- with the inability to set the height of the chart
- with the illegibility of the pie and donut charts in the case of too many labels (adding the ability to completely disable a legend)
- The column size of the "Single line of text" items displayed on the form in "Read-only" and "Read-only (can be changed by JavaScript)" modes has been adjusted.
- Fixed an issue caused by how the system remembered which groups were expanded and collapsed when grouping was enabled in the application reports.
- The display quality of the filter unfolding animation in the task list in WEBCON BPS Portal has been improved.
- The display of the form field name in the "View setting" table, "Reports" tab, in WEBCON BPS Portal has been improved.
- In the "Reports" tab of the WEBCON BPS Portal, the display of the "View setting: All" table has been improved so that the table content is displayed in accordance with the table layout.

Applications

- Fixed the display of the icon column name in a step in the application reports configuration.

Modern form

- Added display of error 403 (access forbidden) if an incorrect business entity ID has been provided or a user is not authorized to start a workflow in this business entity.
- The display of a long text in the Autocomplete field has been improved.
- Fixed preview of attachments in the csv format on the form.
- Fixed a bug with displaying the "User actions" button on the Modern form - it displayed lower than other buttons.
- Removed bold text in the attachment tab tooltips on the form.
- Fixed the alignment of controls on the form for the option to horizontally display form fields in a group.
- Fixed an error with saving translations when cloning item lists and individual columns of item lists. The error was that when cloning a list of an item list containing translations in columns - these translations disappeared in the cloned list.

Designer Studio

- The option of importing global rules and data sources has been improved by blocking the possibility of overwriting the configuration of global settings (rules, connections, data sources, global variables, global form fields) when they are unmarked for import.
- Fixed appearance of the "Computer terminals" table in the "Document entry points" tab.
- Fixed an error with an import status displayed in the log history. The "Import started" status appeared in history after the "Import in progress" status.
- Fixed an error related to not remembering the selected "Log in via browser" option in the authentication window when logging into WEBCON BPS Designer Studio.
- The erroneous tooltip of the "quick path" in WEBCON BPS Designer Studio has been removed.
- Resolution of the message on installing updates when logging in to Portal has been improved.
- Added missing Polish translations: In the configuration of the Active Directory -> "Manage users" action for the "Synchronization mode" option. In REST API sources in the "Response" tab for the "Load from sample" icon.
- The "color" setting for the headers of the "item list" columns in WEBCON BPS Designer Studio has been fixed. Now the user can set up the color of the "Item list" header.
- In the "Additional navigation link" section the "translations" icon has been translated into Polish.
- Added Polish translations of icon tooltips for an OCR AI project in the "Project preview" and "Version management" tabs.

- In WEBCON BPS Designer Studio, the "Use SLL connection /authentication" parameter name has been changed to "Use SSL / TLS connection / authentication".
- Fixed a display of the "Release license" column in the "Licenses" reports. The problem appeared with the "Frontends" and "Workflow users" reports.
- Standardized the "plus/minus" button translations for the "Schedules" tab in the Service configuration in WEBCON BPS Designer Studio.
- Fixed a number of typos.
- Fixed an error when generating documentation in WEBCON BPS Designer Studio related to incorrect configuration of personal data storage. A message has been added to inform about an incorrect configuration that will appear when generating documentation.
- Fixed an error message for an error that occurred when attempting to delete workflow instances without the "Administrative deletion of items" module configured. Before the fix, the attempt to remove a workflow instances was terminated with the error "An unexpected system error has occurred".
- For AAD synchronization, downloading of MobilePhone numbers has been improved.
- Fixed an error when configuring the Open ID Connect authentication provider in WEBCON BPS Designer Studio. The method of checking the provider's address has been changed - the system checks if the address starts with "https://" and not as before with "https".
- The layout of the "mail approval" picker in WEBCON BPS Designer Studio has been improved.
- The display of the connection/data source picker in WEBCON BPS Designer Studio has been improved.
- Improved error handling of the WebView2 component in the WEBCON BPS Designer Studio login window.
- The bug that prevented displaying the history of changes made in the process has been fixed. The bug occurred only when WEBCON BPS Designer Studio run in the Web Service communication mode.
- The layout (height) of the choice field for the "Form field type" option at 225 DPI screen resolution has been improved.
- The bug causing WEBCON BPS Designer Studio to close when trying to open the "SQL COMMAND" business rule configuration with incorrect SQL query syntax has been fixed.
- In Studio in Web Service communication mode, in the "Administrative tools" window, while searching for logs, when return of the data record, a system error occurred. The error has been fixed by employing better validation of the incoming columns.
- Fixed the bug with displaying date and time in the report after importing a package when WEBCON BPS Designer Studio launched in the operating system with the time zone changed.

- Fixed the bug that prevented starting WEBCON BPS Designer Studio for WEBCON BPS Cloud Platform subscription in case of custom configuration of available environment modules.
- The bug causing incorrect display of the message about the completed import of the SDK package has been fixed. After the correction, the message about the completed SDK import will appear in the center of the WEBCON BPS Designer Studio window and will not be hidden under other windows.
- Highlighting comments in the report columns in the "Multiple line text" field, append mode, has been fixed.
- In WEBCON BPS Designer Studio, in the "Report" section, "SOLR indexer queue" report, missing icons for editing and deleting elements have been added.
- Fixed an issue with filters behavior on Designer Studio reports.
- The leave schedule has been improved by adding Polish diacritical signs to the user list.
- Fixed an error when updating the system due to more than one global application.
- Fixed matching of attachment/archive databases in the import wizard. Restored the blue icon when the base exists in the target environment.
- In WEBCON BPS Designer Studio, with higher resolution (4k 225%), it was impossible to configure a custom field in the case of OCR projects. The form has been improved.

Form fields

- Fixed incorrect display name setting when configuring source columns in choice form fields.
- Added a Polish translation of the tooltip for the icon next to the "Error text" option in the "Style and behavior" tab in the form field configuration.
- Absence chart - the key/legend underneath the form field will now align correctly when there are many absence types and/or when the names of these types are long.

Actions

- Actions triggered by a menu button can have an icon assigned. The contextual help now contains an updated website for these icons: <https://uifabricicons.azurewebsites.net/>
- Fixed an error during the action of generating pdf/docx files. If a template name was the same as an attachment, the process took longer than when the names were different.
- Added missing tooltips for buttons added in the "Change value of single field" action configuration window.

Rules

- Improved an error that the default values were also set to form fields that did not have a rule to the default value. Now, when changing the form field value with the "Value change will cause default values to be refreshed" option selected, the values will only change for form fields with the "Set when refreshing default values" option selected and with the default value defined.
- Improved validation of the form rules: Form rule to be executed on page load and Form rule to be executed on page load, while saving in WEBCON BPS Designer Studio.

Data sources

- The bug blocking access to the "New" button in the reports of dictionary processes when defining more than one report in the application has been fixed.
- Data source testing for SharePoint lists with broken connection configuration inheritance has been improved.
- The error message that appeared when trying to use a data source with an empty configuration has been changed. A data source with an empty configuration can be created as a result of importing a process configuration without simultaneously importing related processes that make up the source (the importing user has unmarked the transfer of definitions in the import wizard). In this case, the error message will contain the additional information: "This could be due to an incorrect import".
- Fixed BPS Internal view data source filtering according to dates - the query should now compare dates in correct formats.
- Fixed the translation of the standard column name of data source type BPS View.
- Fixed not being able to drag column headers in certain places when configuring data sources.
- Fixed an error of deleting a data source that has not been used anywhere. The error occurred when a user deleted an action with a given data source and then wanted to delete that data source. A message appeared on the screen that the source could not be deleted (despite not being used anywhere).

Plugins

- Improved the workflow instance preview in the WEBCON BPS add-in after opening an e-mail in a new window.
- Improved the operation of the WEBCON BPS Outlook add-in from the e-mail message level when selecting a new task.

- In the search tab of the WEBCON BPS Outlook add-in, the ability to select databases to which a user has no access has been blocked. So far, an attempt to search for an element in the database to which the user had no privileges resulted in the "Internal server error (500)" error.

Add-In

- Fixed how HTML codes work in Mail Approval - specifically, should now work correctly on iOS devices.
- In the MS Teams application, the name "update" has been changed into "upgrade".

Mobile app

- Slightly changed to how PUSH notifications are configured to make the interface more intuitive - the available processes will be grouped by database and ordered by their name/ID. Once in the settings, the user will need to confirm the updated configuration by pressing the check-mark in the top-right corner (simply going back to the process list will undo unsaved changes).
- Fixed an error where after expanding the "Favorites" list on the Portal and selecting an element (e.g. report), it was not possible to scroll it.
- Fixed not being able to click on view options when configuring a report on browsers for mobile devices.
- In the mobile application (iOS/Android) the possibility of adding images on mobile phones has been unblocked.
- Fixed an error where the .bpsx file containing the profile configuration could not be accessed in the iOS application.

Service

- Fixed a validation error that occurred when installing a service. The error prevented the transition to the next installation step if it was not possible to confirm the correctness of the WEBCON BPS Service user name password.
- Fixed an error with TSUpdate not being updated. Not every change of parameters (global parameters and synchronization configuration) from the installer level changed the TSUpdate column in the database.
- Improved the behavior of service configuration. During the installation of a subsequent service, the system will not suggest the default configuration (default service roles).

Designer Desk

- Improved the appearance of form screenshots in the documentation generated from WEBCON BPS Designer Studio.
- Changed the appearance of the progress bar while generating documentation in WEBCON BPS Designer Studio. Added a message informing a user that switching the window or tab will stop the documentation generation process.
- Fixed an error in reports in WEBCON BPS Designer Desk. The error appeared while scrolling a window with available report columns.
- The Layout of the text in the form field selection tab of the WEBCON BPS Designer Desk workflow wizard when hovering over the tab has been improved.
- The incorrect setting of the form field visibility in the form field matrix in Designer Desk has been corrected.
- The sequence of form fields in the documentation, taking into account the panel of a given form field (top, down, left-hand side etc.) has been improved.