

WEBCON BPS

history of changes for version 2022.1.2

Table of Contents

1. Before upgrading WEBCON BPS	4
2. Changes to existing features	5
2.1. Portal	5
2.2. Modern form	5
2.3. Designer Studio.....	5
2.4. Mobile app	6
2.5. Service	6
2.6. REST API	6
3. Information	7
3.1. General	7
3.2. Security Fixes	7
4. New features	8
4.1. New automation operator – For each	8
4.2. An option to remember the expanding state of automation schema	10
4.3. Preview of the automation process	11
4.4. Quick Paths column on Reports.....	12
4.5. Moving between rows of the item list	13
4.6. Substitutions on behalf – „Performed on my behalf” report.....	14
4.7. Compact view – the ability to configure several distinguishers on the tasks list ..	14
4.8. WEBCON BPS as an OpenID Connect authentication provider.....	15
4.9. WEBCON White color theme	16
4.10. Global template of e-mail notifications	17
4.11. Information about the logged in user.....	17
4.12. Configuring token and cookie expiration.....	18
4.13. Modern form	18
4.14. General	19
4.15. Portal	19
4.16. Designer Studio.....	19
4.17. Rules	19
4.18. REST API	19
5. Bug fixes.....	20
5.1. General	20
5.2. Portal	20
5.3. Modern form	21
5.4. Designer Studio.....	22
5.5. Form fields.....	23
5.6. Processes	24
5.7. Actions	24
5.8. Rules	25
5.9. Data sources.....	25
5.10. Plugins	25

5.11. Add-In	25
5.12. Mobile app	25
5.13. Service	26
5.14. Designer Desk.....	27
5.15. REST API	27

1. Before upgrading WEBCON BPS

1. To avoid unnecessary interruptions in the system operation, make sure that WEBCON BPS licenses are up to date. To do this, verify the availability of the **WEBCON BPS Server 2022 license** in the license report. This report is available from WEBCON BPS Designer Studio -> system menu in the upper left corner – Licenses. Current licenses must be downloaded if necessary.
2. Please verify whether the changes listed in chapter 2 “*Changes to existing features*” will impact your implemented system in any way.
3. This update changes the SOLR search database structure. During the update, it will be necessary to provide the SOLR database admin's password - in order to update the database and correctly complete the update process.
4. Changes introduced in this version will break the compatibility of the Export-Import mechanism. Exported process packages created in versions 2022.1.1.x and older cannot be imported to the newest system version. In order for an import to be possible, update the environment to the newest version and export the processes again.

2. Changes to existing features

2.1. Portal

- The themes configuration option has been moved from the user menu to the administration panel.
- The configuration of coloring rows on a report will now be handled in a new pop-up window
- Removed the need to enter the time (if it is not required) in the Date filter in the report columns.

2.2. Modern form

- Improved the appearance of the toolbar (reduced the icon size) in the advanced (rich) editor in the "Multiple lines of text" form field.
- Added a mechanism for checking the integrity of data set in the choice fields with data source values configured for this form field. Attempting to unauthorized setting a value not present in the source (e.g. using JS API) will fail and generate an exception.

In previous versions, the system allowed to set values in the ID#Name format using JS API, even if such a value did not exist in the data source. After the update to the latest version, any attempt to set a value in the choice field (in any format - ID, Name, or ID#Name) will validate this value with the data source values. The value not found in the data source will not be set in the choice field.

2.3. Designer Studio

- Fixed an error when cloning form fields in WEBCON BPS Designer Studio. The error was related to an incorrect configuration of the form fields order in groups.
- The "Attachment database" field in the process configuration in WEBCON BPS Designer Studio has been changed to non-editable.
- Changed the button style, which resulted in the standardization and the appearance change of some of them. Standardized the appearance of buttons in the system.
- When WEBCON BPS Designer Studio is started for the first time in the Cloud installation, the "Login via browser" option will be checked by default.
- The "Show confirmation" checkbox in the path configuration has been removed. This checkbox was used to determine whether the message box confirming the path transition was shown or not, this message window will now always be shown.
- The behavior of the system has been changed if duplicate users are detected during synchronization. Until now, if there were BPS users in two formats (e.g. t.green.webcon.com and WEBCON\t.green), both users were sent to the CacheOrganizationStructure table during full synchronization.

Before the synchronization, a user logged in as t.green@webcon.com, and after synchronization - as WEBCON\t.green. After the change, only one entry will appear in the CacheOrganizationStructure table during full synchronization (t.green@webcon.com).

If it is not possible to connect to Active Directory, the WEBCON\t.green will appear in the CacheOrganizationStructure table, and after regaining access and synchronization - the t.green@webcon.com entry.

2.4. Mobile app

- Support for connections without HTTPS / SSL has been disabled in the iOS and Android mobile applications.

2.5. Service

- Extended the logged information range when a file in HotFolder is blocked by another process. Currently, the log will contain the path to the file as well as the name and PID of the process blocking the file.
- Changed the frequency of calculating and marking overdue tasks by the WebCon Workflow Service. Currently, overdue tasks are checked cyclically every 30 minutes.

2.6. REST API

- The endpoint: /api/data/beta/admin/users/{bpsId} now returns properties for external users only.

3. Information

3.1. General

- The DEF_WFDynamicMode column has been removed from the WFDefinitions table.
- Implemented a mechanism in the system installer that verifies the correctness of data stored in the SEC_USERGUID column of the WFSecurities table. An update script has also been added to fix possible data inconsistencies.

Values in the SEC_USERGUID column may be incorrect due to a system error. In some cases, this data state can cause the system to become unstable. When updating the system to the latest version, data will be verified. If data is inconsistent, the installer will display appropriate information with a proposal to run a repair script.

- Due to the support for Internet Explorer and the **BPS ActiveX** plugin being discontinued, the **Signature performed by user** option is being removed from the **Sign an attachment** action configuration.

The configurations of actions that have been configured to work in this mode can only be viewed through the XML preview button:



Attempts to execute actions configured in **Signature performed by user** mode will result in an error.

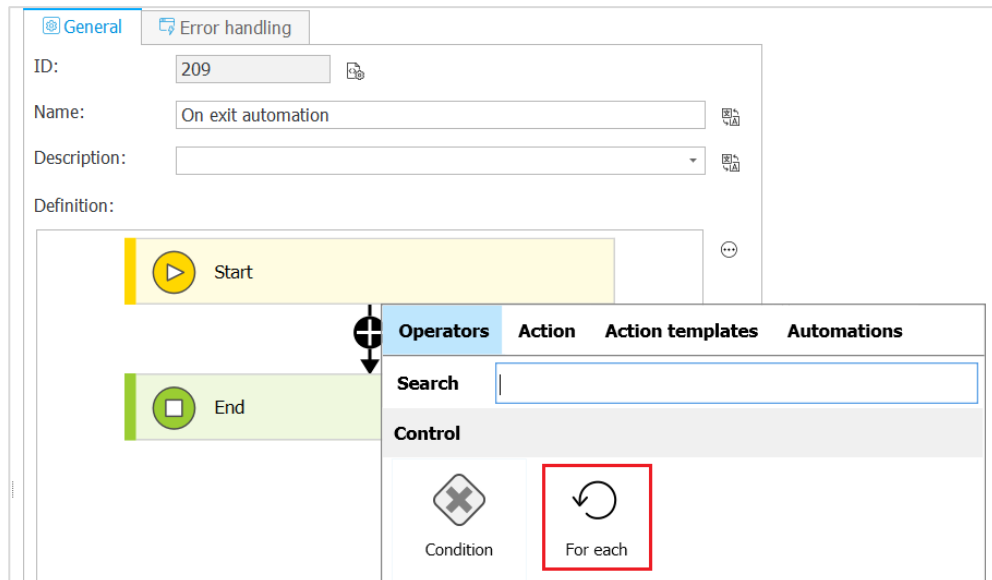
3.2. Security Fixes

- Updated url-parse component to version (1.5.6) in relation to security updates: CVE-2022-051 (<https://security.snyk.io/vuln/SNYK-JS-URLPARSE-2401205>)

4. New features

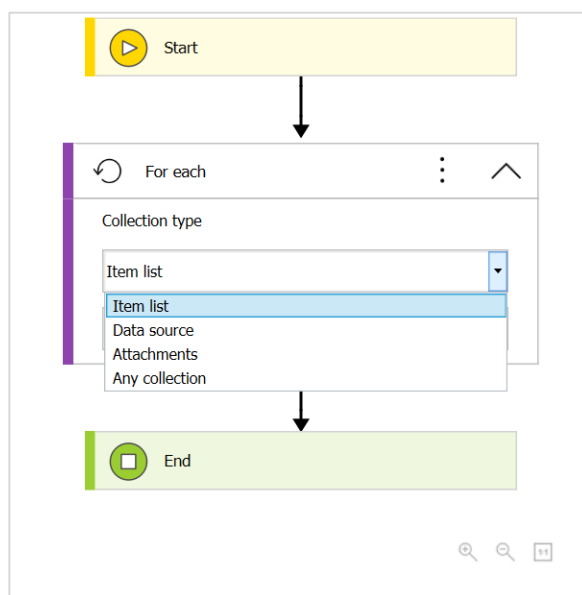
4.1. New automation operator – For each

A new **For Each** operator has been added to the automation. This operator allows you to configure an action/automation/operation for each element from the selected collection.



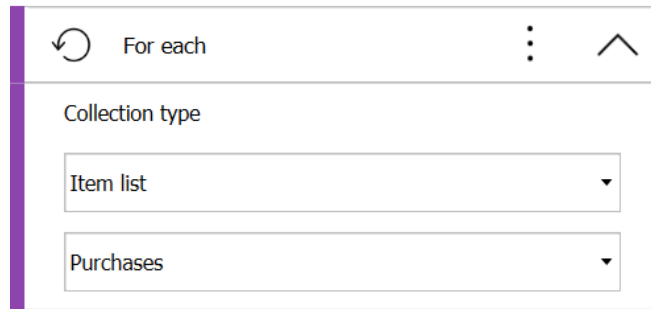
There are four collection types:

- Item list
- Data sources
- Attachments
- Any collection



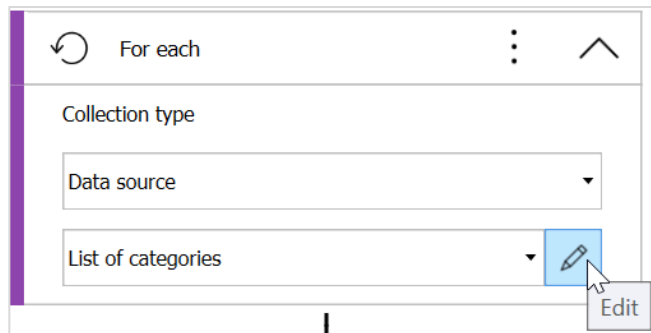
Item list

The ability to select all available item lists.



Data source

The ability to select from a list of all sources or connections associated with the application (only SQL and Oracle connections). After clicking the edit button, you can define a filter.



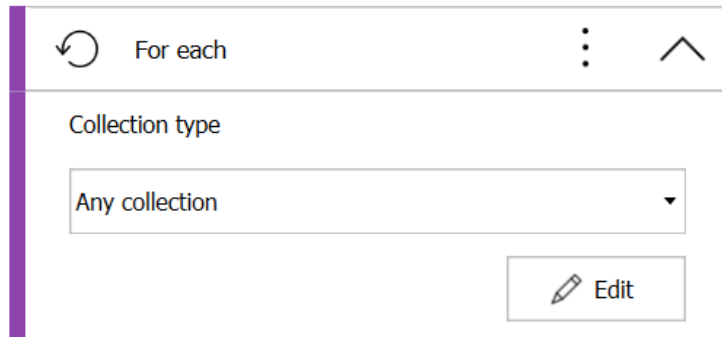
Attachments

After clicking the edit button, you can define attachments.



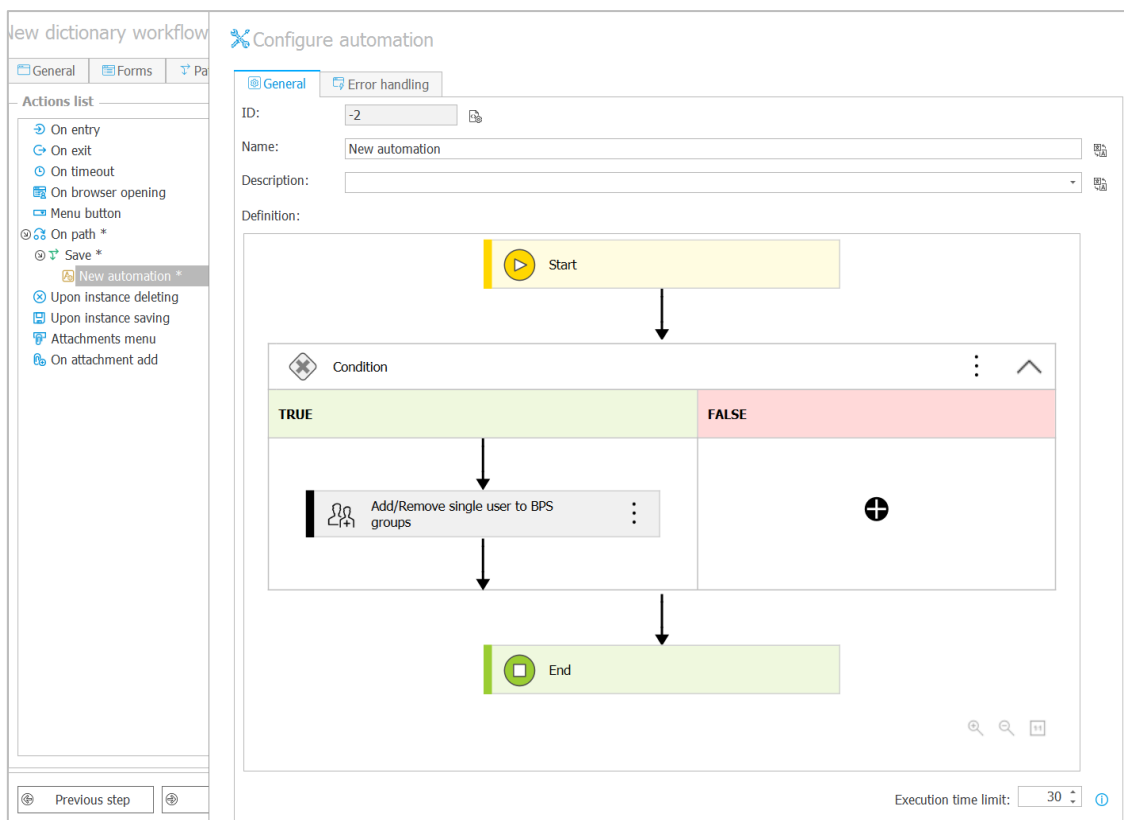
Any collection

After clicking the edit button, you can define a business rule returning any collection.



4.2. An option to remember the expanding state of automation schema

In WEBCON BPS Designer Studio, an option to remember the expanding state of automation schema has been added when switching between automation and path.

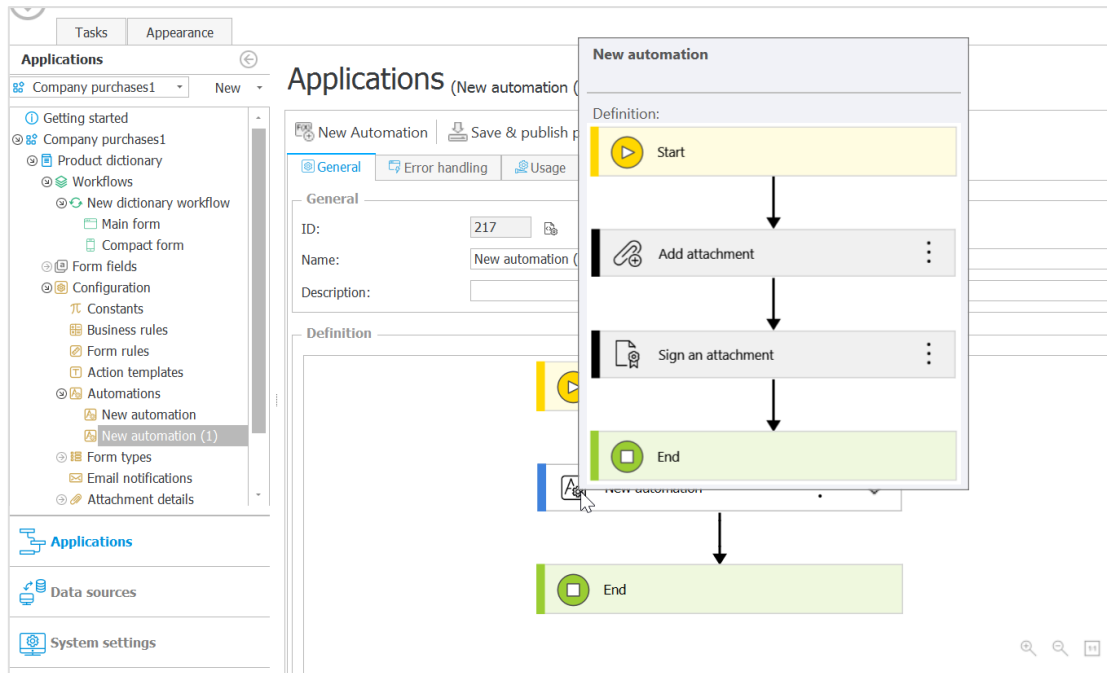


4.3. Preview of the automation process

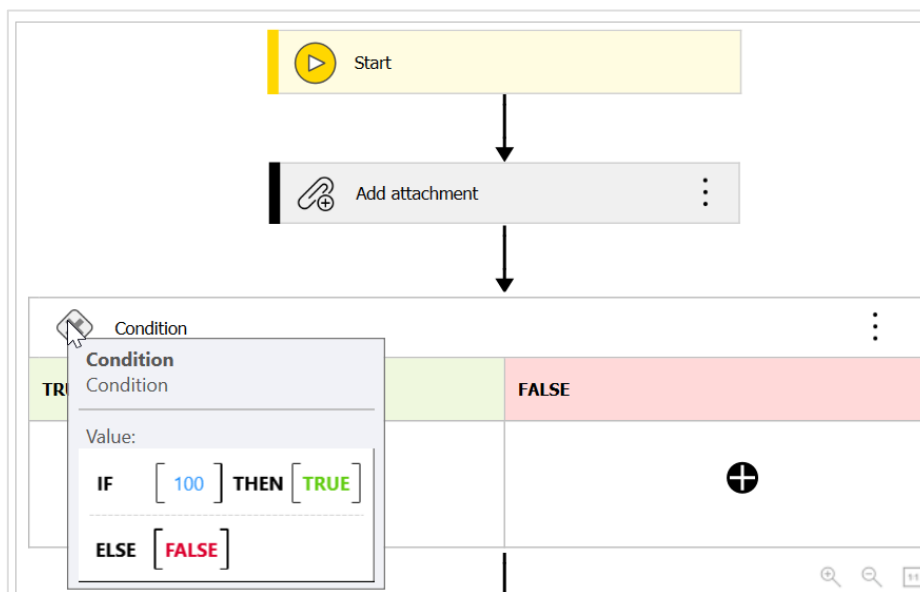
The ability to preview automation used in the process, automation conditions, and action execution rules has been added.

a) Preview of process automation is possible:

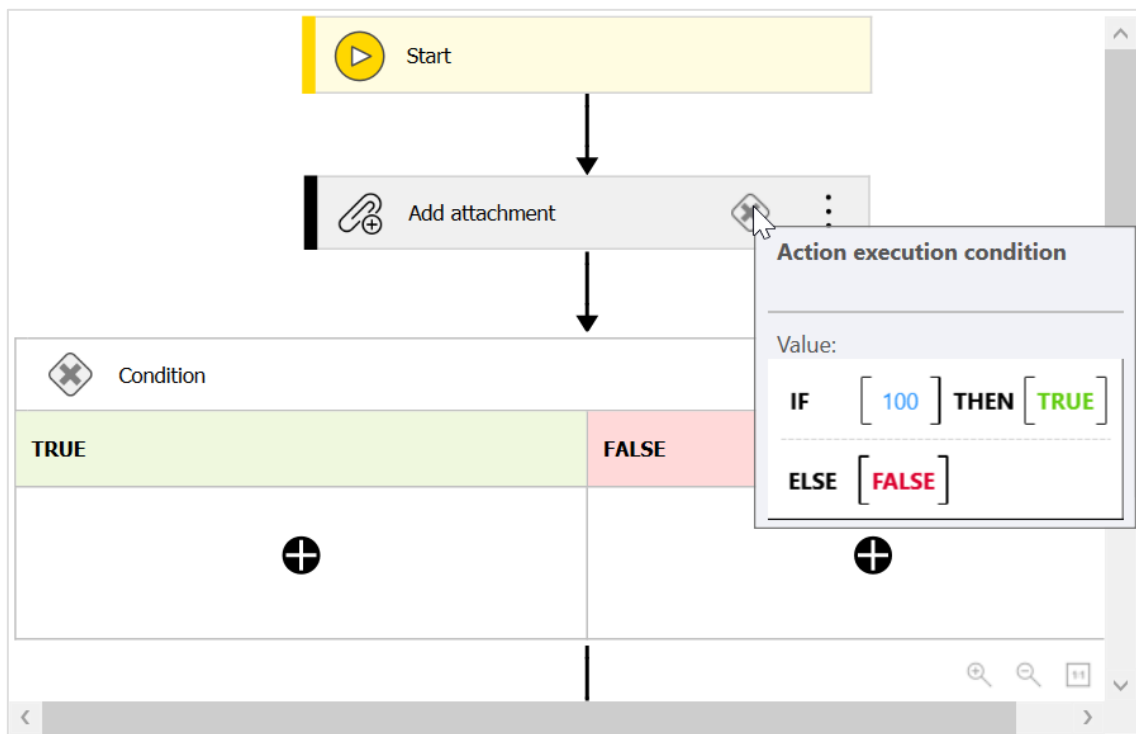
- When you hover over the automation icon in the editor
- When you hover over the gear icon next to the step with automation in the workflow editor



b) Preview of the condition operator



c) Preview of the action execution condition



4.4. Quick Paths column on Reports

In the configuration of views on a report, it is now possible to add a column for displaying quick path buttons.

Visible columns	Action menu	Link	Aggregation	Display options	Style
[System] ID	<input checked="" type="checkbox"/>	<input type="checkbox"/>	None		
[System] Instance number	<input checked="" type="checkbox"/>	<input checked="" type="checkbox"/>	None		
[System] Step	<input type="checkbox"/>	<input type="checkbox"/>	None		
[System] Assigned to	<input type="checkbox"/>	<input type="checkbox"/>	None	Name and surname	
+ Add quick paths column					Row color

The buttons that will be available in the column can be configured by clicking on the **Style** icon.



In the configuration of the column style, it is possible to set its **Header**, **Width**, and choose whether the **buttons** will display an **icon** or **name**.

Each button has to be configured individually by choosing the **Path** that will be activated on button press, as well as the button's **Font** and **Background**. Additionally, configure the **Name** and/or **Icon** that will be shown on the button (depending on the option chosen above). If the buttons show icons and the name was also configured, the name will be shown in the tooltip.

The 'Configuration' window shows the following settings:

- Header: Paths
- Width: auto
- Quick path buttons: Icon
- Table of button configurations:

Icon	Path	Font	Background	Name
✓	Requisition Process -> Requisition workflow -> Superior Approval -> Approve	✗	Green	Approve
✗	Requisition Process -> Requisition workflow -> Superior Approval -> Reject	✗	Red	Reject
⏪	Requisition Process -> Requisition workflow -> Superior Approval -> Return to author	✗	Yellow	Return
- Coloring mode: None

Coloring mode is used to change the colors of the button based on **Conditions**, or apply **Advanced** coloring with JSON (the schema is available in under the contextual information "i" icon).

Instance number	Title	Step	Paths
REQ_DS/2022/01/00015	Expiring License Renewal	Superior Approval	✓ ✗ ⏪
REQ_DS/2022/01/00014	New power strips	Superior Approval	✓ ✗ ⏪
REQ_DS/2022/01/00012	3-Pin charger cables	Superior Approval	✓ ✗ ⏪
REQ_DS/2022/01/00011	Blood for the Blood God	Superior Approval	✓ ✗ ⏪
REQ_DS/2022/01/00010	Grammarly For Business x10	Superior Approval	✓ ✗ ⏪

4.5. Moving between rows of the item list

On the form, the ability to move between individual elements of the item list with the "Save and previous" and "Save and next" buttons has been added. This option is available in the "Single row editing" mode.

The form displays the following data:

- Name: Laptop
- Price: 1799.00
- Amount: 1

Buttons: < Save and previous, Save and next >, Save, Cancel

4.6. Substitutions on behalf – „Performed on my behalf” report

The new “Performed on my behalf” report has been added to the Substitutions on behalf functionality. A replaced user can see what activities and tasks (e.g. following the path, approving a request) were performed on their behalf by the substitute/substitutes.

Activity date	Signature	Process	Application	Activity description	Substitute
3/14/2022 11:47 AM	SUP/2022/03/00001	IT support	IT Company	Path transition Save from step Ticket registration to step Ticket registration in instance SUP/2022/03/00001 of process IT support.	Alice Smith

4.7. Compact view – the ability to configure several distinguishers on the tasks list

The ability to set the number of distinguishers (distinguished form fields or system fields) between 1 and 6 has been introduced. This information will appear on the tasks list in the compact view.

List of distinguishers in the compact task view:

- [System] Instance number
- [System] Form type
- [System] Step
- [System] Author
- [System] Modified
- [System] Modified by

Until now, it was not possible to determine the number of data points displayed on the tasks list – the number of distinguishers was always locked to 6.

In addition to the tasks list, this information also appears on the element list in the Outlook add-in, SOLR search list, and mass notifications.

All my tasks

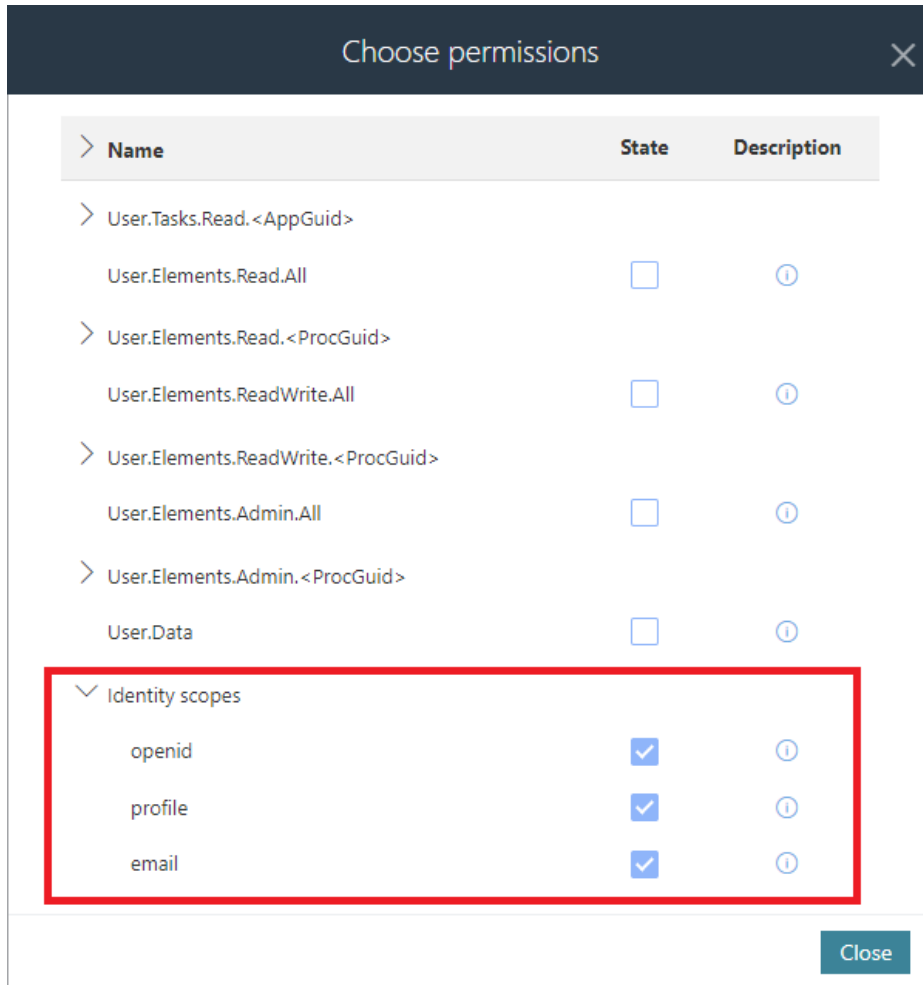
41 New, 300 My, 18 CC

- AG** AGREE/2021/07/00002 4 minutes ago
 - Owner: Jacek Język
 - Form type: Agreement
 - Step: Registered
 - Created by: Jacek Język
 - Modification date and time: 1/5/2022 8:22 AM
 - Contractor
- NO** NOWYPR/2022/01/00002 15 minutes ago
 - Modification date and time: 1/5/2022 8:11 AM
 - Modified by: Jacek Język
- NO** NOWYPR/2022/01/00001 15 minutes ago
 - Modification date and time: 1/5/2022 8:11 AM
 - Modified by: Jacek Język
- PR** PRCOLL/2021/12/00002 9 days ago
 - Instance number: PRCOLL/2021/12/00002
 - Form type: Project Collaboration
 - Step: Start
 - Created by: Jacek Język
 - Modification date and time: 12/27/2021 2:20 PM
 - Modified by: Jacek Język

4.8. WEBCON BPS as an OpenID Connect authentication provider

The ability to use WEBCON BPS as the authentication provider in the OpenID Connect standard has been introduced.

This functionality is available after the appropriate configuration of the API application operating in a user's context. For this type of API application, a new scope of permissions - **Identity scopes** have been added. This scope allows you to implement various integration scenarios.

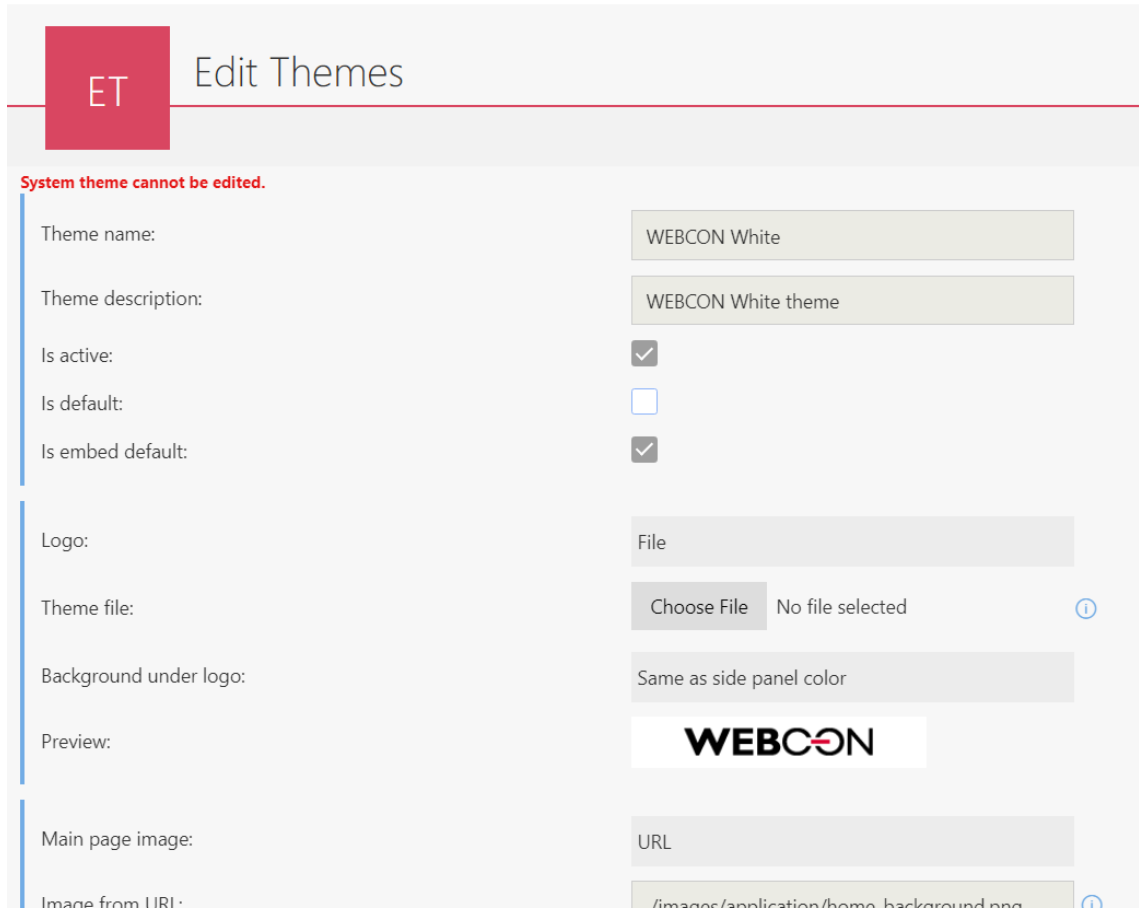


In the API configuration, you should also enter the appropriate redirect URL (Authorized redirect URLs) on which, the identity token will be returned, after correct authentication.

WEBCON BPS supports the standard **well-known** endpoint (<https://server.com/.well-known/openid-configuration>) providing full OpenID Connect configuration.

4.9. WEBCON White color theme

A new WEBCON White system color theme has been added – it is not possible to edit individual elements.

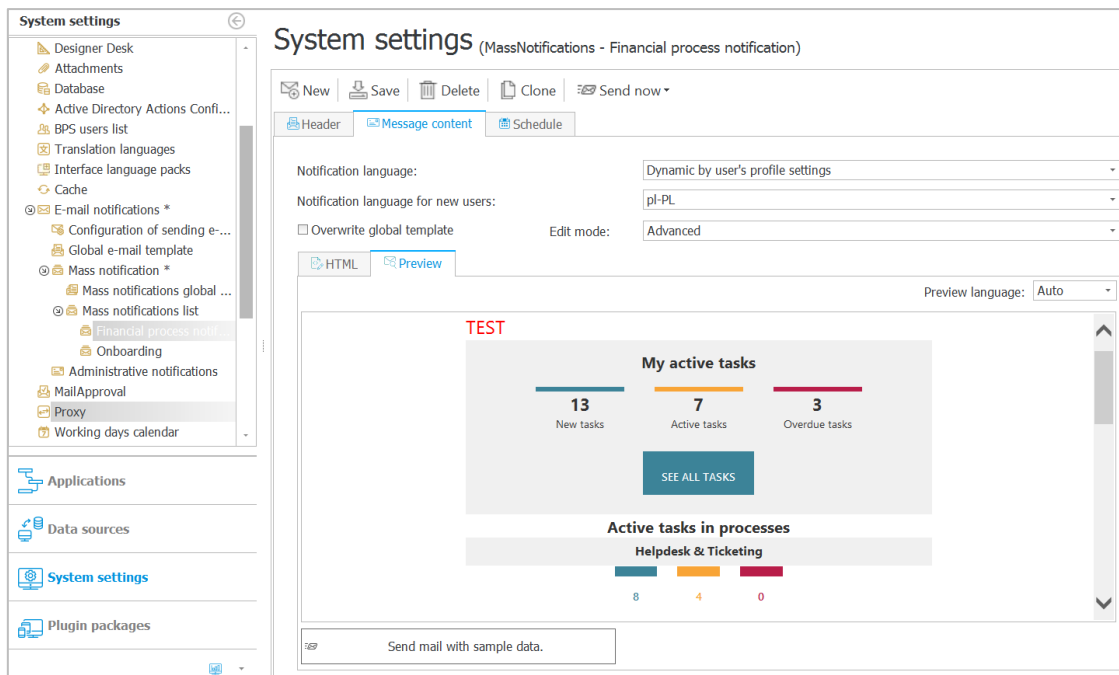


The ability to set the default color theme for embedded elements has been added (WEBCON White by default).

Theme description	Is active	Is default	Is embed default
WEBCON Light theme	<input checked="" type="checkbox"/>	<input checked="" type="checkbox"/>	<input type="checkbox"/>
WEBCON Dark theme	<input checked="" type="checkbox"/>	<input type="checkbox"/>	<input type="checkbox"/>
WEBCON White theme	<input checked="" type="checkbox"/>	<input type="checkbox"/>	<input checked="" type="checkbox"/>

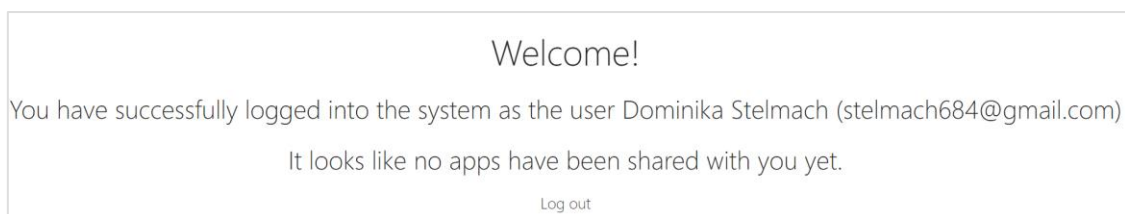
4.10. Global template of e-mail notifications

In the configuration of mass e-mail notifications, the ability to preview the global e-mail notification template has been added, even without being overwritten. Until now, if in the notification template the “Overwrite global template” option is unchecked, the “Preview” tab was empty. After the change, if the global template is not overwritten – the global notification template will appear in this tab so that a user can see what the standard notification looks like.



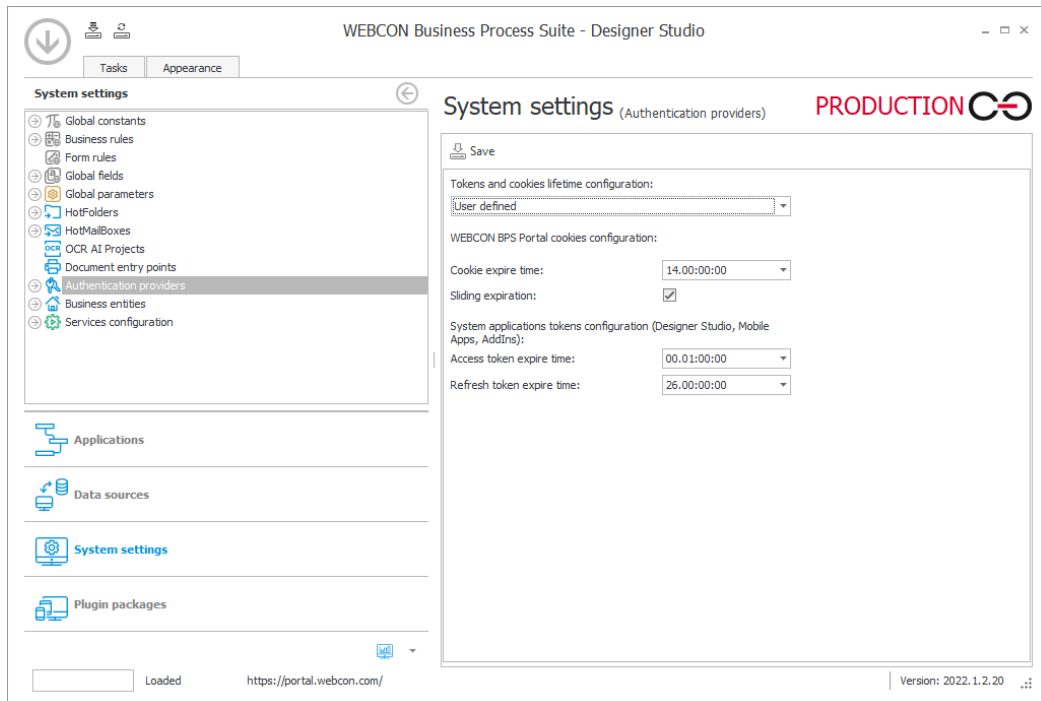
4.11. Information about the logged in user

The content of the message that appears when a logged in user has no privileges to any application has been changed. Information about the currently logged in user has been added – name and e-mail address.



4.12. Configuring token and cookie expiration

It is now possible to define expiration times for Access tokens and cookies. The configuration can be found in WEBCON BPS Designer Studio under System settings -> Authentication providers.

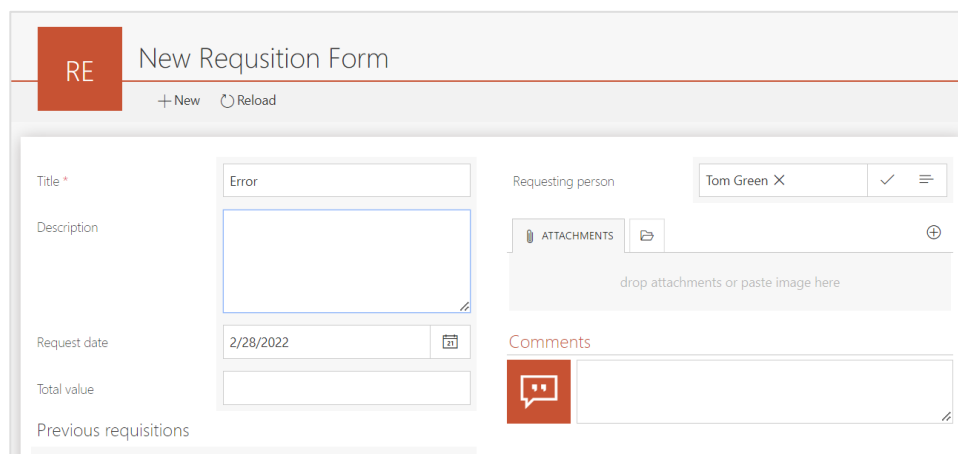


This configuration is used to adjust WEBCON BPS Portal to security requirements dictated by company policy.

When the cookie used by the Portal interface expires, the behavior will depend on the configuration of the authentication provider e.g. it can relog automatically or redirect to the login page.

4.13. Modern form

- The appearance of focused controls on the form in WEBCON BPS Portal has been changed. The border thickness has been changed from 2px to 1px, and color will be set according to the selected color theme.



4.14. General

- Added the ability to send e-mails via Exchange Online.
- Introduced the possibility of an emergency deactivation of the local license service. This functionality is available in the WEBCON BPS installer tools.

4.15. Portal

- Added support for HTML tags in the message that appears to the user after executing the Validate form action.
- Added security that prevents editing, reordering, and deleting of other users' favorite elements. The logged in user will be able to modify only their favorite elements.

4.16. Designer Studio

- Added the ability to zoom in/zoom out of the diagram in the automation editor using the +/- buttons or Ctrl + scroll.
- The change history preview functionality has been added for the global mass notifications node and global template of mass notifications template.

4.17. Rules

- Added a new TEXT business rule. This rule allows you to define a text with translations in the languages configured in the WEBCON BPS system settings.

4.18. REST API

- Added a new type of REST authentication - Custom authentication - which can be used to define all configuration fields. It can only be used in SDK Plugins.
- Added support for the Implicit Grant authentication method for REST API applications of user context type.
- For REST API, a new option has been introduced to obtain a refresh token by providing an additional query access_type parameter with the "offline" value in the request.
- Added the ability to analyze the history of operations related to OAuth2 authentication in REST API. Added the ability to verify the method of creating tasks and handling authentication events logs.

5. Bug fixes

5.1. General

- Databases that have already been deleted can now be removed (i.e. detached from the Configuration database) using the WEBCON BPS installer (management tools).
- Removed the ability to install the ABBYY license key drivers when installing the FineReader Engine 11 text layer recognition component - due to their WIBU-210423-01 vulnerability.
- Fixed an issue in the WEBCON BPS installer where the components selection page failed to detect that FineReader 11 was already installed and would suggest the option of installing it again.
- Security fixes have been introduced to protect websites from Cross-Site Scripting (XSS) attacks by appropriate coding of potentially dangerous places based on Microsoft's recommendations.
- Fixed an error with creating new content databases. The error occurred when using a local account without a display name set. After the change, a user (admin) login will be entered as a display name. Additionally, if the new content database is not created - the entry from the ContentDatabases table will be deleted.
- Fixed the system installer error caused by case sensitivity in SQL query getting the time zone for the newly created database.
- Fixed the error message shown to the user in the event of a failed connection to SOLR.
- Fixed an issue that prevented the local user from logging in to Portal after installing WEBCON BPS.
- The installer will now check the validity of scripts between the current version and the target version before starting the update process. In a few very specific cases, it may not be possible to update from one version to another. In such cases, the update process will be interrupted, and it will be necessary to download a newer version of WEBCON BPS to upgrade to.

5.2. Portal

- Fixed an issue with filtering on reports by global form fields in situations where a process was not selected in the report's configuration.
- Fixed an issue with filtering in chart-type views on reports.
- Fixed an error with loading report views in WEBCON BPS Portal. When switching quickly between individual report views, in some cases a different view than one selected last was loaded.
- Fixed an error with coloring cells in reports. In some cases, a colored square was displayed in the summary row in the column allowing you to add a new column (+).
- Optimized the instance history view - improved loading speed.

- Removed an unnecessary button that appears next to the graphic report added to the application dashboard. The button was displayed if the report was added to a column with a width of 1/3.
- Fixed a problem with loading the Integration tab -> API -> edition of the selected application, and the Service agents tab - if the diagnostic session was enabled.
- Added the option for highlighting buttons (e.g. the Clear button) on hovering the mouse to the "Picture" and "Handwritten signature" form fields. Standardized the cursor appearing next to the buttons in the "Picture" form field.
- Fixed an incorrect display of a form field with multiple values in the suggested reports in WEBCON BPS Designer Studio. Instead of displaying only the value names, the id# prefix appeared before each of them.
- Fixed a bug when trying to change the default style for controls and labels - the styles set did not match the default styles. By using the font-weight: inherit reset rule, the font normal rule has been changed to inherit the weight style given in global styles.
- Fixed an error when searching for instances in the related processes in WEBCON BPS Designer Studio. If a user tries to search in the application for instances that were in the process related to this application - the list of results was empty.
- Fixed incorrect display of report on the dashboard in a "Three columns" layout section. The "Suggested dashboards and reports" report added to the dashboard was displayed in a color different than the application color.
- In the search results of the "Search everywhere" feature on Portal, unnecessary commas and spaces will be trimmed from the end of the found phrase.
- Fixed an error with the activities report on WEBCON BPS Portal. The error was related to displaying instances created in business entities to which a user has no privileges. After the change, the user will not see such instances on the list.
- Restored the ability to navigate using up/down arrows in the "My tasks" panel.
- Optimized SQL queries related to the visibility of columns on reports.
- Display of the Yes/No form field on the form is vertically aligned.
- Fixed an error in private report views - after renaming the private view and saving the configuration - its name did not change.

5.3. Modern form

- Fixed an error that caused the image to be added to all "Image" form fields on the form, instead of only the currently selected field.
- Fixed an automatic cursor positioning in the first form field when it is the Autocomplete type form field (mode - single answer).

- Fixed an error with displaying privileges. If privileges were granted on the workflow level, they were not visible in the Element privileges section on the Modern form.
- Fixed an error that caused the message "Could not find Form field" to be displayed in the browser console. The error occurred after closing the window informing about the incorrect execution of the action after going through the path.
- Added the ability to select a default WEBCON font (Segoe UI West European) in the "Multiple lines of text" form field displayed on the form.
- Set UTF-8 encoding for previewing .txt files on the Modern form.
- Fixed an error when trying to start a new instance from the Application description widget level.
- Fixed an error where a user could not log out after logging in using the Microsoft identity platform using the OAuth2 form field.

5.4. Designer Studio

- Minor typo fixes and improved service activity logging in the Reports section of Designer Studio.
- Fixed an error when trying to change the translation. For some of the translations, there was no link between the translated phase and the specific process or application for which the translation was introduced.
- Improved handling of translation errors that appeared when importing processes. When WEBCON BPS Translation Tool 2022 was used, some of the translations (e.g. application or process name) will not be imported correctly. After the fix, detailed error information and corresponding logs will appear.
- Webservice communication mode - the process of importing, saving, and modifying OCR projects has been fixed. The error appeared during each attempt to edit the project in WEBCON BPS Designer Studio.
- Optimized the saving process of data sources. The cache will now be refreshed once everything is saved, instead of after saving every single data source.
- Webservice communication mode - the ability to check and set default paths has been added.
- Fixed text wrapping in a field containing a description for the documentation of automation elements.
- Fixed an error in the "SOLR indexer queue" report in WEBCON BPS Designer Studio. When deleting an instance, the "Description" column in the report was empty and a user didn't know what operation was executed.
- Fixed an error where the form did not work correctly if an empty constant value was used in the UX rule.
- Replaced a blurred icon of WEBCON BPS Designer Studio on the taskbar.
- Fixed the mechanism of logging out a user from WEBCON BPS Designer Studio after selecting the "Close and logout" option. Additionally, an option

to log out the user when losing the privileges to use WEBCON BPS Designer Studio has been added.

- In WEBCON BPS Designer Studio the handling of logging in to an external browser has been changed. Previously, a user logged out by default, which also applied to WEBCON BPS Portal sessions previously opened in the default browser. After the correction, if a user selects the same authentication provider, they will not have to re-enter the credentials.
- Fixed an error of the Webview2 control when starting the second WEBCON BPS Designer Studio instance and trying to change a user interface language.
- Fixed an error where the documentation generated in WEBCON BPS Designer Studio did not contain the applied action patterns - in the chapter Action templates -> Usages, information that the pattern is not used has been displayed.

5.5. Form fields

- Fixed an error in the "Multiple lines of text" form field (rich editor). The text containing the links was incorrectly displayed and it was related to the behavior of the HTML structure (especially the classes and IDs) when pasting the text. After the correction, classes and IDs of tags will be cleared and style will not be overwritten.
- Improved the appearance and behavior of the "Data row" form fields when the "Horizontal arrangement of form fields in group" option was selected. In this case, column headers were displayed twice and there is no option to uncheck the "Show column headers" field.
- Fixed an error when initialization of one choice field (B) with another choice field (A). If a link to another instance was entered in field B, then when a value was passed from field A to field B - the link was not displayed (only the text appeared).
- Fixed an issue with Choice fields in Dropdown mode that had a configured Empty element display name - refreshing default values caused the empty element to multiply in the dropdown list.
- Fixed an error with the E-mail form field (Outlook). The error caused that despite the lack of defining the CC and BCC fields – the CC field was filled in, after opening a new e-mail window.
- A validation error message has been added to display when importing a value from an Excel file to the item list. The error message will appear if a value that is not a floating-point number was imported into a floating-point column. Until now, a blank field appeared in the column in such a situation.
- The design of the Yes/No choice column should now match other columns on the item list.
- For the HTML value, the encoding of test values retrieved from global constants has been improved.
- Fixed an error when copying and pasting form fields in groups.

- Fixed the sorting in "Data table" form fields that contained a column defined as a hyperlink. In such cases, attempting to sort by any column other than the hyperlink would cause an error.
- Fixed the vertical alignment of values in an item list - values in calculated columns and summary rows were displayed too high in relation to the rest of the item list row.
- Fixed an error with data import from an Excel file to the item list. The error was that after importing data from the file, the default values of the columns were not set. After the change, default values in the item list columns will be recalculated after import.
- Fixed an error with export values from the item list to an Excel file. When exporting text columns containing values with the "#" sign, these values were not exported.
- For the "Local attachments" column of the Item list form field, the content of error messages when the related file is unavailable or deleted has been unified.
- Fixed an incorrect cell coloring on the item list in the mode of coloring alternative rows. The error appeared when modifying cells - adding, deleting, and cloning.
- Fixed an error when trying to create new rows on the item list on the form in preview mode (from the WEBCON BPS Designer Desk level - Field matrix). Until now, a user could add a row to the item list - for example, to test the operation of the rules. However, they received an error while trying to add more rows or perform an operation (such as cloning). After the change, the user will be able to add subsequent rows with the possibility of performing basic operations on them, such as deleting, cloning, and applying rules.

5.6. Processes

- Fixed an error when trying to change the step description in a process that has a generated and saved diagram.
- Fixed an error when exporting a process. The error was related to the incorrect removal of translations.

5.7. Actions

- If an action is configured whose type isn't compatible with the given trigger, the error message should now display this action's name and ID.
- Expanded the logging for Exchange actions - the logs will contain info about users for whom an event was created in the calendar, as well as information about users and e-mail addresses that could not be found.
- Fixed how the SOAP action handles a configuration that does not specify a form field to store the response. In such a case, the value from the response will be ignored.

- Fixed logging of errors when starting workflows. The log will contain information in which process, automation, and action the error occurred.
- Fixed an error when using the "Change form type" action. Improved completion of tasks when changing the form type.
- Fixed an incorrect method of saving a connection in the configuration of the "Exchange tasks" action. The error was that the selected connections were written in the numeric way: <ConnectionID>12</ConnectionID> instead of <ConnectionID>#WFC:12#</ConnectionID>.
- Fixed an incorrect display of the Date form field on the item list in e-mail notifications (the "Send a custom e-mail action). If the notification was sent in different languages, the Date form field remained in the same format and was not consistent with other dates on the form. After the correction, the form field will have the same format as that configured in the settings of the "Send a custom email" action.
- Fixed the "Hyperlink" action defined on a path when using substitutions "On Behalf".
- Improved how executed actions are displayed in the instance history when the workflow contains flow control steps.

5.8. Rules

- Fixed an issue preventing a partially configured IF THEN business rule from being saved if it contained a GET ATTACHMENTS function.
- Fixed the "Test" feature for business rules containing the DATA SOURCE VALUE function that used an unsaved parameter.

5.9. Data sources

- For the BPS data sources, columns in the ID, Name, and ID#Name format (BPS format) will be automatically added if the "Choice field" type item list column was selected in the source configuration. In previous system versions, in such a configuration only the value in the Name format was returned.

5.10. Plugins

- Fixed an error related to the Outlook add-in. The error occurred when a user open an e-mail in a new Outlook window and quickly close it.

5.11. Add-In

- Fixed an error that prevented the user from logging in to the Word Add-In.

5.12. Mobile app

- Fixed an error in mobile applications (iOS and Android) that prevented logging in by a user other than the previously logged in user. The error also

occurred when logging in using a different authentication provider than the one previously selected.

- Fixed an error that prevented the use of the Android mobile application when a user did not agree to grant access to multimedia and location.
- Improved the display of report views on mobile devices.
- Improved handling connection error to WEBCON BPS in a local network when an application user does not give consent to access local network resources. Added a message informing a user about the need to check the application privileges.
- Fixed an attachment preview error appearing in mobile applications (iOS and Android). After selecting the option to preview the attachment and then closing it - there was no option to scroll the form.
- Fixed an error where it was not possible to create a profile remotely in the mobile application (Android). Fixed logging into a profile created automatically in the mobile application (Android).

5.13. Service

- Manual re-indexing of instances in the SOLR database (from the "SOLR indexer queue" report in WEBCON BPS Designer Studio) will not consolidate the re-indexation tasks. Each re-indexation task started by an administrator will be executed independently. Until now, tasks of the same type have been combined into one and executed as one re-indexation task.
- The following changes have been made to the synchronization of BPS users:
 - Fixed an error where deleting a user and synchronizing a single user in AD would remove group membership of their subordinates
 - Fixed an error where changing the user's NetBios login in AD and user incremental synchronization in BPS resulted in duplicate users in the system
 - Changed the order of incremental synchronization and single user steps in AD and ADD
- Added the ability to start workflow instance from HotMailBox for an e-mail with a .msg attachment type. Such attachments will be converted by the system to the .eml format.
- Added stack trace to the logs - to diagnose the problem with processing e-mails in hotmailboxes.
- Fixed an error in HotMailBoxes where e-mail messages added as attachments were not saved correctly and were not possible to preview them. Additionally, an error has been fixed that prevents setting other form fields with tags from e-mail messages.
- Fixed date range logging for the processed indexing tasks. Instead of displaying the start and end date, the start date was displayed twice.
- Improved handling of SOLR indexing tasks with a set date range. Previously, the day specified in the "Range to" field was not included in the elements to be indexed (processed).

- Improved handling of multi-threaded interruption or reloading of HotFolder and HotMailBox configurations.
- Fixed an issue with the SOLR indexing mechanism - disabling attachment indexing would cause incomplete indexing of other fields.

5.14. Designer Desk

- Added the ability to edit an HTML form field using a rich text editor - TinyMCE.
- Fixed an incorrect display of the Chart form field in the documentation generated from WEBCON BPS Designer Desk on the 4k monitor.
- Improved designing workflows in WEBCON BPS Designer Desk. When you drag a step to the design area, the step will fit into the grid lines.
- The display of descriptions on the item list in WEBCON BPS Designer Desk has been improved. Currently, the descriptions will be displayed in tooltips, and not under the list title as before.
- Fixed an error when creating a form based on the project generated and published in WEBCON BPS Designer Desk. The error caused the final step to appear on the form instead of the start step – it was related to the logic of the form. After the correction, the start step will be selected based on the step type instead of the sequence.
- Designer Desk documentation should now correctly include item lists.

5.15. REST API

- Fixed display of appropriate types in Swagger for individual API versions.
- Resolved an issue where new applications added via the admin panel whose type was "User context" would fail to save - this would occur if the "Authorized redirect URI" was not provided
- For "Choice field" type form fields, target fields will no longer be set automatically. The value of target fields should be passed in the request along with the value of the choice field.

In order to automatically set target fields along with the choice field, use the "mode" name and "SetTargetFields" value - it is available in WEBCON BPS 2021 in REST API beta version. Here is an example of use:

```
"formFields": [
  {
    "guid": "92ba0912-e219-462b-b6be-37c66110b630",
    "svalue": "testID",
    "mode": "SetTargetFields"
  }
]
```